


WYOMING SALES, USE AND LODGING TAX REVENUE REPORT



Prepared by
Department of Administration and Information
Division of Economic Analysis

21th Edition
Cheyenne, Wyoming

1996

WYOMING SALES, USE AND LODGING TAX REVENUE REPORT

September 1996

Prepared by
Wenlin Liu, Senior Economist

Department of Administration and Information
Division of Economic Analysis

*"To coordinate, develop, and disseminate economic / demographic
research and information."*

INFORMATION AVAILABLE FROM THE DIVISION OF ECONOMIC ANALYSIS

Wyoming Income and Employment
Wyoming Cost of Living Index
Wyoming Economic Conditions
Wyoming Economic Forecast
Equality State Almanac
State Data Center*

**The Wyoming State Data Center Program is a joint effort between the Division of Economic Analysis and the U.S. Department of Commerce, Bureau of the Census. The State Data Center acts as the Census information clearinghouse for the entire state. The extensive data library includes federal, state, and county information on income, employment, demographics, population, and more.*

PREFACE

The 1996 edition of the Wyoming Sales, Use and Lodging Tax Revenue Report is a compendium of detailed excise tax information. This publication contains sales and use tax collection information by one-digit Standard Industrial Classification (SIC) code. In addition, sales tax collections for the retail sector, itemized by sub-sector component, are provided. Also included in this report, are yearly lodging tax collections by local entity.

This report spans the activity for fiscal years 1985-1996 for sales tax and fiscal years 1991-1996 for use tax collections. Lodging tax information is provided for fiscal years 1990-1996. (The Wyoming State Government fiscal year extends from July 1 through June 30.)

The data were provided by the Wyoming Department of Revenue, and were compiled for publication by the Division of Economic Analysis, Department of Administration and Information, 327 East Emerson Building, Cheyenne, WY 82002-0060, Phone: (307) 777-7504.

For additional information or questions regarding collection methodology, please contact:

Department of Revenue

Herschler Building, 2nd Floor - West

Cheyenne, WY 82002-0110

Phone: (307) 777-7961

Table of Contents

	Page
Introduction	1
Section I Sales Tax Collections	13
Section II Retail Sales Tax Collections	45
Section III Use Tax Collections	75
Section IV Lodging Tax Collections	95
Glossary	101

Listing of Data Tables

General Fund Revenue by Component	5-6
Tax Rates by County	7-10
Taxable Events and Exemptions	11-12
State Sales Tax Collections: Fiscal Years 1985 - 1996	17
Total Sales Tax Collections by County	18-19
Sales Tax Collections by Major Industrial Sector, by County	20-44
Total Retail Sector Tax Collections by County	47-48
Retail Sales Tax Collections by Sub-Sector Component	49-73
State Use Tax Collections: Fiscal Years 1985 - 1996	79
Total Use Tax Collections by County: Fiscal Years 1985 - 1996	80-81
Use Tax Collections by Major Industrial Sector, by County	82-94
Lodging Tax Collections by Local Entity	98-100

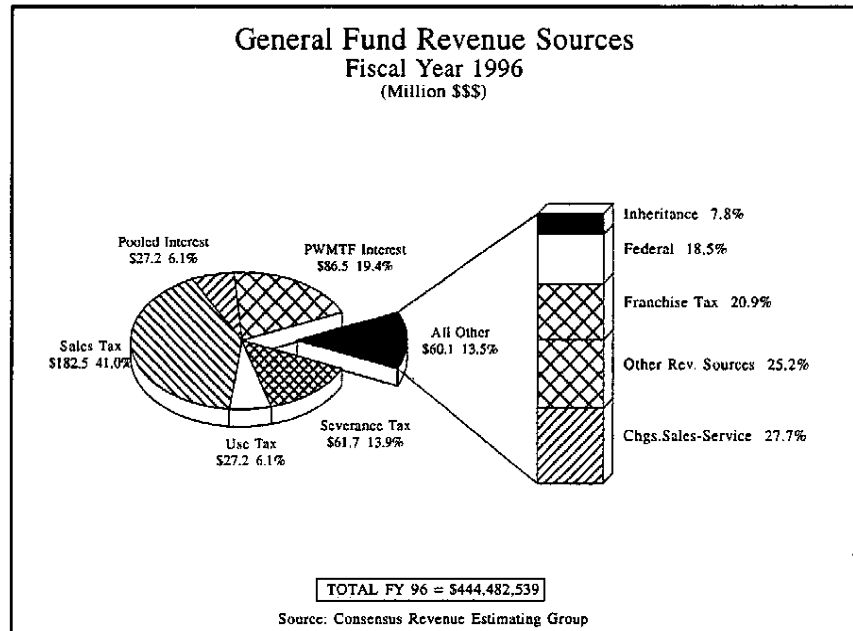
Listing of Graphs

General Fund Revenue by Component: Fiscal Year 1996	1
Total Sales Tax Collections: Fiscal Years 1985 - 1996	13
Sales Tax Collections by Major Industrial Sector: Fiscal Year 1996	15
State Sales Tax Collections: Fiscal Years 1985 - 1996	17
Total Retail Sales Tax Collections: Fiscal Years 1985 - 1996	45
Total Use Tax Collections: Fiscal Years 1985 - 1996	75
Use Tax Collections by Major Industrial Sector: Fiscal Year 1996	77
State Use Tax Collections: Fiscal Years 1985 - 1996	79
Total Lodging Tax Collections: Fiscal Years 1990 - 1996	95

INTRODUCTION

Sales and use tax collections are two principal sources of revenue to state and local governments.

However, their importance does not stop there. These two revenue sources, when surveyed over time, provide a valuable indication of economic progress and activity,



both at the state and county levels.

Lodging tax collections provide revenue primarily to cities, towns, and counties. This valuable economic indicator is particularly useful for identifying and monitoring tourism activity and trends.

The reporting of sales and use tax collections is based upon the 1987 Standard Industrial Classification (SIC) code, developed by the Federal Office of Management and Budget. Under this system, a business is classified by primary activity, determined by principal product, or group of products produced, distributed, and/or services rendered. Each sector classification is briefly described in the glossary found on page 101.

SALES TAX

Wyoming has had a sales and use tax since 1935. From 1967 through June of 1993, the state-imposed sales tax rate has been 3 percent. Historically, the revenue from this tax has been shared between state government and local governments within the county of origin at rates of 66.67% and 33.33%, respectively. However, a statute modification that was effective July 1, 1989 through June 30, 1992, reduced the state share to 63.33% and raised the county share to 36.67%. Beginning July 1, 1992, the sales tax distribution was modified again, allocating 65.0% to state government and 35% to the county of origin. This revised allocation remained in effect through June 30, 1993.

On July 1, 1993, the state-imposed sales tax rate was raised to 4 percent and the distribution formula was modified to allocate 72.0% to state government and 28% to the county of origin. By statute, this rate is to remain in effect until June 30, 1998, after which the sales tax rate is to revert back to 3 percent. The distribution rate, however, will not change under the existing statutes.

The State's share of the sales tax revenue is distributed to the General Fund. The significance of this tax is evident in the graph and table shown on pages 1, 5 and 6. The portion returned to the counties and municipalities is distributed based on population.

Beginning in 1973, Wyoming counties were granted the option to impose an additional 1 percent sales tax through public election. During fiscal year 1996, all counties except Fremont, Goshen, Park, Sublette, and Washakie imposed this optional

sales tax. The optional sales tax revenue, less administrative costs, is returned to the county of origin.

In addition to the aforementioned county optional tax, any county, through public election, may impose an additional capital facilities excise tax of up to 1 percent on retail sales made within the county. The revenue generated from this tax is designated solely for the planning, construction, furnishing, equipping, and debt servicing for any capital improvement project as authorized through public election. This tax is referred to as the 1 percent capital facilities option tax. During fiscal year 1996, Albany, Fremont, Goshen, Niobrara, Sheridan, and Teton counties imposed the 1 percent capital facilities option tax, while it has been revoked in Laramie county since January 1, 1996. A table of effective tax rates can be found on pages 7-10.

To arrive at an estimate of county gross sales, the specific county tax collection can be divided by the corresponding tax rate. However, this method suffices as only an approximate indicator of gross sales and does not include any non-taxable sales. (See pages 11-12 for a listing of all taxable events and exemptions.) Further, because county option taxes originate and expire at varying times, county sales tax rates can fluctuate from year to year. When measuring performance over time, the inclusion of these optional revenues results in statistical variance. The table and graph on page 17 displays only the total state imposed sales tax collections, and annual percent change for fiscal years 1985 through 1996.

USE TAX

State use tax is imposed on purchases made outside a taxing jurisdiction for first use, storage, or other consumption within that jurisdiction. Thus, the use tax prevents

sales tax avoidance, or payment of a lesser tax rate by making purchases outside of the taxing jurisdiction where first use, storage, or other consumption will occur. Wyoming taxing jurisdictions are the State of Wyoming, and/or each Wyoming county.

Use tax is a complement of sales tax. Effective January 1, 1981, the adoption of an optional sales tax required a change in the use tax rate of equal amount. State use tax is shared between state government and the county of origin on the same distribution basis as sales tax. Therefore, the revised rate and allocation, as mentioned earlier in the sales tax description, applies here as well. The table and graph on page 79 display only the total state imposed use tax collections and the annual percent change for fiscal years 1985 through 1996.

LODGING TAX

Cities, towns and counties, by voter approval, may impose an excise tax of up to 4 percent on all sleeping accommodations for guests staying less than 30 days. This tax extends to mobile accommodations such as tents, trailers, and campers, as well.

All collections, less a two percent state administrative cost during the first year the tax is imposed, and 1 percent thereafter, are distributed to the cities, towns and counties of origin. At least ninety percent of the tax distributions must be used to promote travel and tourism within the county, city or town imposing the tax. The amount remaining, not to exceed ten percent of the total amount distributed, may be used for general revenue within the governmental entity imposing the tax.

**STATE OF WYOMING
GENERAL FUND REVENUE
FISCAL YEAR 1985 THROUGH FISCAL YEAR 1990**

REVENUE SOURCE	FY 1985	FY 1986	FY 1987	FY 1988	FY 1989	FY 1990
SEVERANCE TAX	\$114,073,554	\$108,161,416	\$68,877,091	\$66,290,953	\$65,367,573	\$70,988,412
SALES TAX	\$108,965,248	\$101,677,449	\$88,874,039	\$90,766,376	\$86,165,951	\$87,525,805
INTEREST-PWMTF	\$67,503,146	\$72,422,463	\$74,082,280	\$72,641,330	\$71,052,004	\$86,158,060
INTEREST-POOLED USE TAX	\$32,651,464	\$36,649,075	\$23,784,074	\$17,777,912	\$15,393,558	\$51,598,408
CHGS. SALES-SERVICES	\$15,513,418	\$21,019,118	\$13,779,275	\$12,872,831	\$13,542,335	\$14,726,291
FRANCHISE TAX	\$8,548,721	\$10,974,082	\$9,988,837	\$9,891,087	\$11,398,481	\$10,623,799
REVENUE FROM OTHERS	\$9,050,457	\$11,855,504	\$20,008,170	\$10,440,346	\$10,499,179	\$10,881,256
LICENSE & PERMIT	\$11,672,773	\$9,040,352	\$13,879,719	\$8,220,377	\$9,468,713	\$10,256,973
INHERITANCE TAX	\$4,485,083	\$5,726,449	\$6,522,742	\$4,520,242	\$4,115,742	\$5,481,162
PROP/MONEY USE FEES	\$9,373,495	\$3,513,956	\$3,519,840	\$1,438,182	\$1,693,598	\$2,202,748
PENALTIES & INTEREST	\$2,631,065	\$1,948,625	\$1,672,117	\$1,713,076	\$1,649,546	\$1,817,854
FEDERAL AID & GRANTS	\$1,280,858	\$1,250,349	\$847,627	\$811,290	\$1,217,875	\$2,764,571
ALL OTHER	\$1,975,901	\$693,793	\$753,536	\$519,602	\$1,012,708	\$741,608
	\$8,807,497	\$7,515,901	\$8,273,250	\$7,655,468	\$6,946,565	\$7,312,619
TOTAL REVENUE	\$396,532,680	\$392,448,532	\$334,862,597	\$305,559,072	\$299,523,828	\$363,079,566

Source: State of Wyoming, Auditor's Office

**STATE OF WYOMING
GENERAL FUND REVENUE
FISCAL YEAR 1991 THROUGH FISCAL YEAR 1996**

REVENUE SOURCE	FY 1991	FY 1992	FY 1993	FY 1994	FY 1995	FY 1996
SEVERANCE TAX	\$72,334,605	\$67,713,268	\$65,814,526	\$65,235,499	\$56,478,509	\$61,649,241
SALES TAX	\$96,500,703	\$99,804,220	\$109,245,426	\$163,386,892	\$182,521,415	\$182,538,247
INTEREST-PWM/TF	\$94,158,421	\$92,724,655	\$88,342,154	\$86,042,101	\$85,608,439	\$86,526,776
INTEREST-POOLED	\$40,114,352	\$53,947,753	\$26,054,629	\$22,414,934	\$27,163,995	\$27,187,921
USE TAX	\$14,866,168	\$16,601,827	\$16,138,053	\$24,032,753	\$27,188,645	\$26,447,688
CHGS. SALES-SERVICES	\$10,436,327	\$13,488,336	\$14,621,580	\$15,306,680	\$16,043,934	\$16,660,919
FRANCHISE TAX	\$13,321,463	\$12,353,440	\$12,811,231	\$12,684,658	\$13,800,083	\$12,536,616
REVENUE FROM OTHERS	\$15,186,475	\$11,455,455	\$8,464,892	\$14,244,237	\$4,071,087	\$3,998,696
LICENSE & PERMIT	\$5,824,897	\$1,621,915	\$1,209,269	\$1,361,318	\$1,754,697	\$1,948,608
INHERITANCE TAX	\$2,274,276	\$3,045,385	\$3,729,560	\$25,980,587	\$3,281,806	\$4,673,255
PROP/MONEY USE FEES	\$2,422,953	\$1,640,776	\$1,669,951	\$1,602,014	\$2,540,490	\$2,799,335
PENALTIES & INTEREST	\$3,469,433	\$4,149,286	\$3,304,417	\$4,630,812	\$9,539,220	\$2,007,193
FEDERAL AID & GRANTS	\$2,565,637	\$4,483,988	\$7,368,651	\$7,799,017	\$10,570,977	\$11,110,620
ALL OTHER	\$6,942,206	\$5,393,193	\$4,180,449	\$4,242,361	\$4,495,095	\$4,397,424
TOTAL REVENUE	\$380,417,916	\$388,423,497	\$362,954,788	\$448,963,863	\$445,058,392	\$444,482,539

Source: State of Wyoming, Auditor's Office

WYOMING SALES, USE AND LODGING TAX RATES BY COUNTY (as of January 1, 1996)

	TAX TYPE	EFFECTIVE DATE	TERMINATION DATE	TAX RATES	COUNTY TOTAL
ALBANY	STATE	7/1/93		4%	
	OPTION	1/1/87		1%	
BIG HORN	CAPITAL FACILITIES	1/1/87	12/31/88		
	CAPITAL FACILITIES	10/1/89		1%	6%
	LODGING OPTION	5/1/89		2%	2%
	STATE	7/1/93		4%	
CAMPBELL	OPTION	2/1/92		1%	5%
	CAPITAL FACILITIES	NONE			
	LODGING OPTION	(1)		2%	
	STATE	7/1/93		4%	
CARBON	OPTION	12/1/76		1%	5%
	CAPITAL FACILITIES	NONE			
	LODGING OPTION	(2)		2%	
	STATE	7/1/93		4%	
CONVERSE	OPTION	12/1/77		1%	5%
	CAPITAL FACILITIES	NONE			
	LODGING OPTION	4/1/87		2%	2%
	STATE	7/1/93		4%	
CROOK	OPTION	3/2/76		1%	5%
	CAPITAL FACILITIES	NONE			
	LODGING OPTION	6/1/89		2%	2%
	STATE	7/1/93		4%	
CROOK	OPTION	1/1/79		1%	5%
	CAPITAL FACILITIES	NONE			
	LODGING OPTION	6/1/89		2%	2%

Prior to 7/1/93 the state sales/use tax rate was 3%.

Source: State of Wyoming, Department of Revenue

WYOMING SALES, USE AND LODGING TAX RATES BY COUNTY (as of January 1, 1996)

	TAX TYPE	EFFECTIVE DATE	TERMINATION DATE	TAX RATES	COUNTY TOTAL
FREMONT	STATE	7/1/93		4%	
	OPTION	NONE			
	CAPITAL FACILITIES	1/1/95		1%	5%
GOSHEN	LODGING OPTION	6/1/89		2%	2%
	STATE	7/1/93		4%	
	OPTION	NONE			
HOT SPRINGS	CAPITAL FACILITIES	10/1/88	3/31/90		
	CAPITAL FACILITIES	4/1/91		1%	5%
	LODGING OPTION	1/1/93		3%	3%
	STATE	7/1/93		4%	
	OPTION	12/1/76		1%	5%
	CAPITAL FACILITIES	NONE			
JOHNSON	LODGING OPTION	6/1/89		2%	2%
	STATE	7/1/93		4%	
	OPTION	11/1/79		1%	5%
LARAMIE	CAPITAL FACILITIES	NONE			
	LODGING OPTION	6/1/89		2%	2%
	STATE	7/1/93		4%	
LINCOLN	OPTION	12/1/77		1%	
	CAPITAL FACILITIES	4/1/86	8/31/88		
	CAPITAL FACILITIES	7/1/91	12/30/95		5%
LARAMIE	LODGING OPTION	7/1/87		2%	2%
	STATE	7/1/93		4%	
	OPTION	11/1/79		1%	5%
LARAMIE	CAPITAL FACILITIES	NONE			
	LODGING OPTION	(3)		2%	

Prior to 7/1/93 the state sales/use tax rate was 3%.

Source: State of Wyoming, Department of Revenue

WYOMING SALES, USE AND LODGING TAX RATES BY COUNTY (as of January 1, 1996)

	TAX TYPE	EFFECTIVE DATE	TERMINATION DATE	TAX RATES	COUNTY TOTAL
NATRONA	STATE	7/1/93		4%	
	OPTION	12/1/74		1%	5%
	CAPITAL FACILITIES	NONE			
NIOBRARA	LODGING OPTION	1/1/89		2%	2%
	STATE	7/1/93		4%	
	OPTION	12/1/76		1%	
PARK	CAPITAL FACILITIES	5/1/89		1%	6%
	LODGING OPTION	(4)		2%	
	STATE	7/1/93		4%	4%
PLATTE	OPTION	NONE			
	CAPITAL FACILITIES	NONE			
	LODGING OPTION	3/1/87		2%	2%
SHERIDAN	STATE	7/1/93		4%	
	OPTION	12/1/76	12/31/78		
	OPTION	1/1/80	12/31/80		
SUBLETTE	OPTION	11/1/89		1%	5%
	CAPITAL FACILITIES	NONE			
	LODGING OPTION	(5)		2%	
SHERIDAN	STATE	7/1/93		4%	
	OPTION	1/1/79	6/30/85		
	OPTION	1/1/89		1%	
SUBLETTE	CAPITAL FACILITIES	9/1/89		1%	6%
	LODGING OPTION	(6)		2%	
	STATE	7/1/93		4%	4%
SUBLETTE	OPTION	NONE			
	CAPITAL FACILITIES	NONE			
	LODGING OPTION	1/1/88	6/30/95		

Prior to 7/1/93 the state sales/use tax rate was 3%.

Source: State of Wyoming, Department of Revenue

WYOMING SALES, USE AND LODGING TAX RATES BY COUNTY (as of January 1, 1996)

	TAX TYPE	EFFECTIVE DATE	TERMINATION DATE	TAX RATES	COUNTY TOTAL
SWEETWATER	STATE	7/1/93		4%	
	OPTION	1/2/74		1%	5%
	CAPITAL FACILITIES	NONE			
	LODGING OPTION	8/1/91		2%	2%
TETON	STATE	7/1/93		4%	
	OPTION	11/22/74		1%	
	CAPITAL FACILITIES	1/1/86	10/31/86		
	CAPITAL FACILITIES	2/1/88	2/28/89		
JUNTA	CAPITAL FACILITIES	11/1/89		1%	6%
	LODGING OPTION	9/1/86	6/30/95		
	STATE	7/1/93		4%	
	OPTION	7/1/76		1%	5%
WASHAKIE	CAPITAL FACILITIES	NONE			
	LODGING OPTION	(7)		2%	
	STATE	7/1/93		4%	
	OPTION	NONE			
WESTON	CAPITAL FACILITIES	NONE			
	LODGING OPTION	10/1/90		2%	2%
	STATE	7/1/93		4%	
	OPTION	9/1/75		1%	5%
	CAPITAL FACILITIES	NONE			
	LODGING OPTION	7/1/90		2%	2%

Prior to 7/1/93 the state sales/use tax rate was 3%.

- (1) Not county-wide, includes the towns of Greybull (eff. 1/1/91) and Lovell (eff. 1/1/89) only.
- (2) Not county-wide, includes the city of Gillette (eff. 6/1/89) only.
- (3) Not county-wide, includes the town of Afton (eff. 1/1/93) and Cokeville (eff. 1/1/95) only.
- (4) Not county-wide, includes the town of Lusk (eff. 7/1/90) only.
- (5) Not county-wide, includes the town of Guernsey (eff. 1/1/91) only.
- (6) Not county-wide, includes the city of Sheridan (eff. 1/1/93) only.
- (7) Not county-wide, includes the town of Evanston (eff. 1/1/91) only.

Source: State of Wyoming, Department of Revenue

TAXABLE EVENTS AND EXEMPTIONS

Wyoming Statute 39-6-404 describes the following sales and services as taxable events:

1. Retail sales of tangible personal property within the state.
2. Leases of tangible personal property if the property would have been taxable, had it been sold.
3. Intrastate telephone and telegraph services, and the equipment used to carry out such services.
4. Intrastate transportation of passengers.
5. Sales by public utilities and by those furnishing gas, electricity, or heat for domestic, industrial, or commercial consumption.
6. Meals regularly served to the public, and cover charges.
7. Lodging services to transient guests, e.g., motels, hotels.
8. Admissions to amusements, or athletic events.
9. Repair, alteration, or improvement of tangible personal property.
10. Contract seismographic surveying, contract geophysical surveying, and other contract geophysical exploration operations calculated to reveal the existence of geologic conditions favorable to the accumulation of oil or gas, and for all services rendered in and all types of coring, logging, testing, stimulating, perforating, cementing, completing, recompleting, or attempting to complete any well for production of oil or gas.
11. Sales of automobiles, mobile homes, campers, and semi-trailers.
12. Sales of alcoholic beverages.
13. Sales of computer hardware and non-customized computer software.

Wyoming Statute 39-6-402 (a) (iv) defines "Sales Price" as the consideration paid by the purchaser of tangible personal property, excluding the actual trade-in value allowed on property exchanged at the time of transaction, admissions, or services which are subject to taxation as provided by this article, and excluding any taxes imposed by the federal government, or this article.

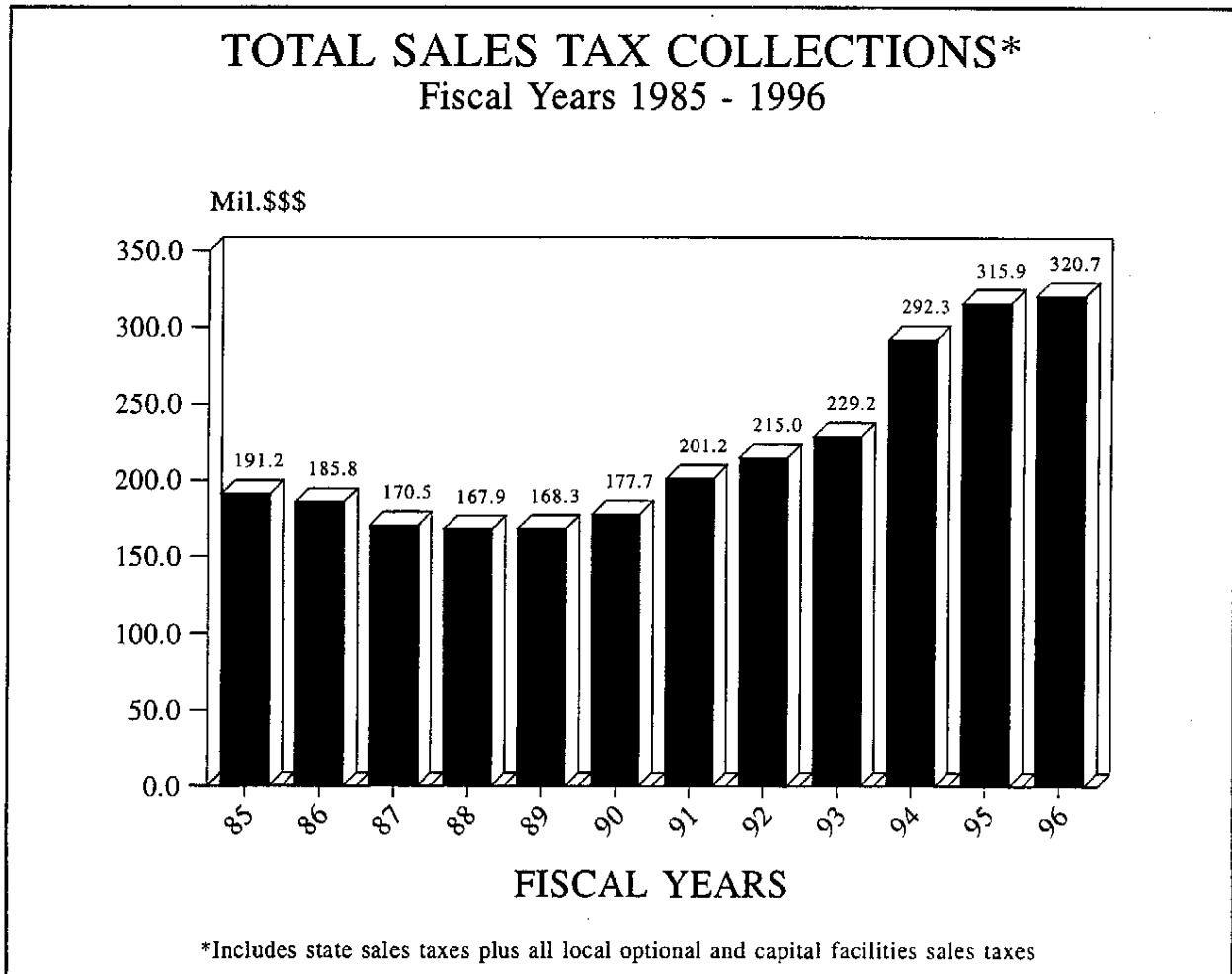
Wyoming Statute 39-6-405 governs exemptions from state sales tax. Exemptions include the following:

1. Sales of tangible personal property to a person engaged in manufacturing, if such property becomes an ingredient or component of the item manufactured. Sales of containers, labels, etc., are also exempt.
2. Sales of livestock, feeds for feeding livestock for marketing purposes; seeds, roots, bulbs, small plants, and fertilizer, planted or applied to land, the products of which are to be sold.
3. Intrastate transportation of sick, injured, and deceased persons by ambulance or hearse.
4. Intrastate transportation of employees when the transportation is paid for by the employer.
5. Intrastate transportation of raw farm products to processing plants.
6. Interstate transportation of freight and passengers.
7. Sales of energy if the energy is consumed directly in manufacturing, processing, or agriculture.
8. Sales of power or fuel used directly in generating motive power for transportation purposes, provided that gasoline, or diesel fuels used had been taxed (per gallon) under the Special Fuels, or Gasoline Tax Acts.
9. Sales of the services of professional engineers.
10. Sales made to the State of Wyoming, or its political subdivisions.
11. Sales made to a religious, or charitable organization, or non-profit corporations providing meals to senior citizens.
12. Sales of trucks, etc., to holders of a valid I.C.C. permit, provided they are used substantially in interstate commerce.
13. Occasional sales made by religious, or charitable organizations for fund raising purposes.

14. Sales which Wyoming is forbidden to tax, either by the State, or by the laws, or constitution of the United States.
15. Sales of prescription drugs, oxygen for medical use, plasma, prosthetic devices, hearing aids, crutches, wheelchairs, eyeglasses and contact lenses, insulin for human relief, and any syringe, needle, or device for the administration thereof.
16. Leases of vehicle if the lease is computed from gross receipts of the operation, for holders of valid I.C.C. permits.
17. Wholesale sales.
18. Intrastate transportation of freight.
19. Sales of school annuals.
20. Sales of newspapers.
21. Sales to Wyoming joint apprenticeship and training programs.
22. Sales to Joint Powers Boards organized under the Wyoming Joint Powers Act.
23. Transportation of drilling rigs, including charges for loading, unloading, assembly, and disassembly.
24. Sales of food purchased with food stamps.
25. Admission to, or user fees for county, or municipal owned recreation facilities.
26. Sales of carbon dioxide and other gases used in tertiary production.
27. Labor/service charges, including transportation and travel, for repair, alteration, or improvement of property owned by the State of Wyoming, or its political subdivisions.
28. Sales of personal property, or services performed for the repair, alteration, or improvement of railroad rolling stock.
29. Lodging services provided by guides or outfitters.

SECTION I

SALES TAX COLLECTIONS




SUMMARY OF SALES TAX COLLECTIONS

Total sales tax collections for fiscal year 1996, at \$320.7 million, exceeded the previous level by a margin of 1.5 percent. Collections in 6 of the 10 major industrial sectors were above previous year levels (see Glossary for the explanation of each sector). The finance sector had the largest percentage increase of 25.1 percent, while the mining sector suffered a decline of 8.3 percent. The \$4.8 million increase in total collections was mainly contributed by consumer spending in the retail trade sector which added \$6.4 million in fiscal year 1996. In addition to a \$1.6 million decrease in mining, the public administration sector also recorded a \$1.5 million drop in collections. The collections reported in the public administration sector were primarily comprised of taxes generated through automobile sales.

Annual sales tax collections in 17 of the state's 23 counties increased over previous year levels. Washakie and Fremont county revealed the most considerable increases, at 22.2 and 14.5

percent over fiscal year 1995, respectively. Crook, Lincoln, and Johnson counties also demonstrated significant yearly increases of 8.9,



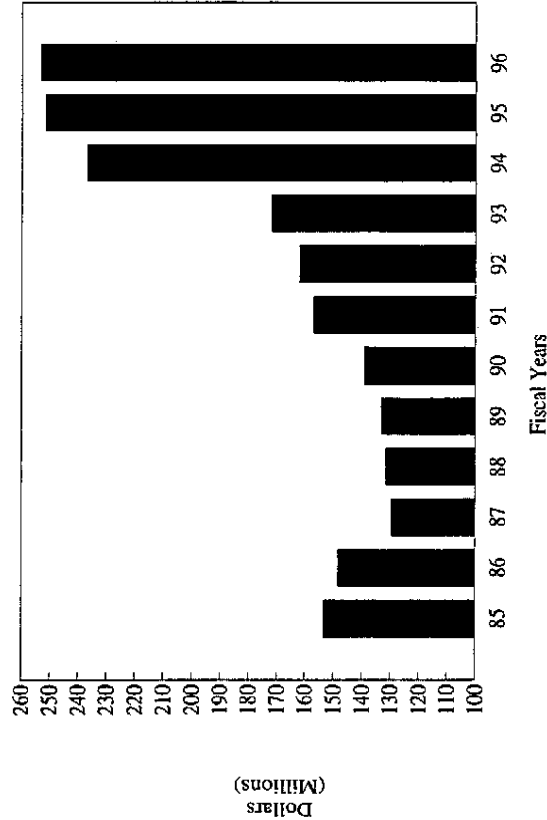
6.7 and 6.3 percent respectively. Sixty-six percent of the total increase was in the oil and gas field services of the mining sector for Washakie county, and 78 percent of the total increase was contributed by consumer spending in the retail trade sector for Fremont county. It should be noticed that Laramie county still showed a slight increase of 0.2 percent even though the 1 percent capital facility tax was terminated on January 1, 1996.

Annual sales tax collections decreased substantially from previous year levels in 3 counties: Goshen (-7.0%), Sweetwater (-6.0%), and Sublette (-3.7%). The sectors related to consumer spending (such as retail trade, services, and public administration) and construction contributed to the decline of collections for Goshen county; while the drop in Sweetwater and Sublette counties was, mainly, a result of weak collection in the mining and wholesale trade sectors.

Growth rates for the past twelve years can be found on page 17. Only the 3 percent and 4 percent state sales tax collections (no county optional taxes) were used for this comparison.

**STATE SALES TAX COLLECTIONS *
FISCAL YEAR 1985 THROUGH FISCAL YEAR 1996**

	STATE SALES TAX COLLECTED	ANNUAL % CHANGE
FISCAL 1985	\$153,274,931	3.25%
FISCAL 1986	\$148,256,789	-3.27%
FISCAL 1987	\$129,539,290	-12.63%
FISCAL 1988	\$131,437,136	1.47%
FISCAL 1989	\$133,045,694	1.22%
FISCAL 1990	\$138,894,315	4.40%
FISCAL 1991	\$156,651,325	12.78%
FISCAL 1992	\$161,860,306	3.33%
FISCAL 1993	\$171,828,696	6.16%
FISCAL 1994	\$236,985,319	37.92%
FISCAL 1995	\$251,679,552	6.20%
FISCAL 1996	\$253,288,578	0.64%



* Includes only the state 3% (FY 1985 to FY 1993) and 4% (FY 1994 to FY 1996) collections.

SALES TAX COLLECTIONS BY COUNTY **TOTAL**

	FY 1985	FY 1986	FY 1987	FY 1988	FY 1989	FY 1990
ALBANY	\$5,603,971	\$5,558,863	\$7,117,165	\$8,862,524	\$8,547,407	\$8,747,708
BIG HORN	\$1,986,941	\$1,886,947	\$1,662,532	\$1,808,835	\$1,808,738	\$1,759,059
CAMPBELL	\$19,319,777	\$18,137,836	\$13,032,107	\$14,989,863	\$14,698,655	\$15,553,011
CARBON	\$6,308,720	\$6,862,827	\$5,463,717	\$5,388,181	\$5,609,504	\$5,338,119
CONVERSE	\$3,931,012	\$3,498,441	\$2,805,624	\$2,765,924	\$2,646,138	\$2,661,092
CROOK	\$1,463,085	\$1,392,056	\$1,076,448	\$1,187,829	\$1,155,828	\$1,189,372
FREMONT	\$8,304,420	\$7,438,995	\$6,548,563	\$6,632,831	\$6,919,377	\$7,201,100
GOSHEN	\$2,254,624	\$2,166,814	\$2,004,269	\$1,974,142	\$2,527,716	\$2,761,308
HOT SPRINGS	\$2,480,729	\$2,520,024	\$1,781,540	\$2,042,368	\$1,766,091	\$1,643,367
JOHNSON	\$2,095,482	\$1,905,383	\$1,583,967	\$1,615,719	\$1,676,486	\$1,710,488
LARAMIE	\$20,123,067	\$21,835,646	\$29,783,618	\$25,849,880	\$22,517,258	\$21,577,051
LINCOLN	\$4,213,709	\$4,781,193	\$3,609,105	\$2,588,704	\$2,671,519	\$3,056,031
NATRONA	\$37,465,106	\$33,506,550	\$26,823,359	\$28,790,839	\$28,491,568	\$29,264,256
NIORARA	\$737,214	\$723,041	\$576,404	\$516,058	\$515,553	\$640,117
PARK	\$8,201,712	\$7,613,920	\$6,080,164	\$6,709,661	\$6,942,434	\$7,116,165
PLATTE	\$1,567,063	\$1,508,324	\$1,369,337	\$1,396,670	\$1,422,915	\$1,677,205
SHERIDAN	\$7,271,540	\$5,430,493	\$5,014,537	\$5,075,995	\$5,773,513	\$8,368,357
SUBLETTE	\$1,602,231	\$2,459,339	\$1,339,699	\$907,567	\$1,079,157	\$1,236,507
SWEETWATER	\$15,923,031	\$17,959,536	\$17,792,348	\$14,178,316	\$14,898,338	\$17,603,214
TETON	\$7,149,518	\$7,882,538	\$10,838,639	\$9,892,189	\$12,612,223	\$13,288,134
UINTA	\$11,023,031	\$10,273,293	\$9,488,928	\$8,316,819	\$6,460,700	\$6,050,398
WASHAKIE	\$2,731,260	\$2,548,387	\$1,993,317	\$2,118,114	\$2,177,111	\$2,229,287
WESTON	\$2,396,961	\$2,126,218	\$1,670,816	\$1,776,459	\$1,813,600	\$1,860,538
OUT OF STATE	\$17,213,931	\$15,752,083	\$11,084,628	\$12,527,147	\$13,556,023	\$15,116,270
STATE OF WYOMING	\$191,177,520	\$185,769,412	\$170,540,831	\$167,912,634	\$168,295,632	\$177,650,266

Source: State of Wyoming, Department of Revenue

TOTAL

SALES TAX COLLECTIONS BY COUNTY

TOTAL

	FY 1991	FY 1992	FY 1993	FY 1994	FY 1995	FY 1996
ALBANY	\$10,202,063	\$10,674,825	\$11,536,925	\$13,886,017	\$15,170,043	\$15,669,325
BIG HORN	\$1,967,943	\$2,109,210	\$2,547,660	\$3,025,587	\$3,460,520	\$3,405,785
CAMPBELL	\$17,638,031	\$19,041,989	\$18,495,898	\$24,111,349	\$26,021,094	\$26,748,099
CARBON	\$5,561,442	\$5,529,604	\$5,679,044	\$8,147,714	\$8,067,514	\$8,136,263
CONVERSE	\$2,725,942	\$2,849,141	\$2,982,257	\$3,558,280	\$4,118,697	\$4,103,302
CROOK	\$1,251,790	\$1,348,986	\$1,211,991	\$1,540,495	\$1,526,940	\$1,662,156
FREMONT	\$7,985,270	\$8,243,525	\$8,574,916	\$11,535,504	\$13,711,363	\$15,697,793
GOSHEN	\$2,399,663	\$3,100,007	\$3,117,382	\$3,891,747	\$3,973,272	\$3,696,371
HOT SPRINGS	\$1,930,766	\$1,658,061	\$1,646,835	\$2,001,605	\$2,089,579	\$2,097,432
JOHNSON	\$1,900,591	\$1,888,088	\$1,906,733	\$2,618,553	\$2,795,329	\$2,972,193
LARAMIE	\$22,293,568	\$29,210,983	\$31,672,040	\$39,264,562	\$42,140,493	\$42,216,270
LINCOLN	\$3,130,821	\$3,594,548	\$3,517,537	\$4,514,979	\$4,836,696	\$5,162,054
NATRONA	\$31,629,000	\$31,059,138	\$32,860,912	\$43,091,159	\$45,425,828	\$46,332,116
NIobrara	\$640,701	\$663,115	\$713,035	\$848,806	\$901,267	\$924,304
PARK	\$8,090,822	\$7,927,666	\$8,478,978	\$11,703,562	\$12,766,420	\$12,901,867
PLATTE	\$1,942,410	\$2,108,756	\$2,193,120	\$2,621,238	\$2,953,810	\$3,053,726
SHERIDAN	\$9,750,355	\$10,478,517	\$11,276,621	\$13,536,717	\$14,663,994	\$14,736,838
SUBLETTE	\$1,341,478	\$1,372,572	\$1,350,432	\$1,922,483	\$2,242,063	\$2,160,175
SWEETWATER	\$19,845,903	\$20,465,133	\$21,876,973	\$27,350,146	\$30,259,655	\$28,432,965
TETON	\$16,116,115	\$18,313,474	\$20,330,697	\$25,547,822	\$27,488,183	\$28,947,076
UINTA	\$7,543,995	\$8,149,656	\$8,187,649	\$11,024,701	\$10,904,785	\$10,815,027
WASHAKIE	\$2,350,700	\$2,581,105	\$2,633,342	\$3,424,462	\$3,585,938	\$4,382,239
WESTON	\$2,026,911	\$2,003,960	\$2,105,129	\$2,704,696	\$2,731,845	\$2,825,010
OUT OF STATE	\$20,936,122	\$20,573,970	\$24,292,097	\$30,402,958	\$34,044,362	\$33,624,328
STATE OF WYOMING	\$201,207,334	\$214,952,080	\$229,189,732	\$292,277,373	\$315,879,690	\$320,704,846

Source: State of Wyoming, Department of Revenue

SALES TAX COLLECTIONS

WYOMING

WYOMING

INDUSTRIAL SECTOR	FISCAL 85	FISCAL 86	FISCAL 87	FISCAL 88	FISCAL 89	FISCAL 90
AGRICULTURE	\$499,846	\$473,983	\$464,114	\$459,973	\$618,477	\$679,740
MINING	\$15,934,201	\$12,214,039	\$9,055,245	\$8,448,947	\$8,525,213	\$9,452,687
CONSTRUCTION	\$5,462,372	\$7,448,844	\$5,504,670	\$4,492,794	\$4,644,147	\$4,905,516
MANUFACTURING	\$9,943,774	\$8,856,875	\$6,029,050	\$8,716,745	\$8,735,764	\$9,517,138
TRANSPORTATION	\$19,860,336	\$19,953,510	\$19,574,266	\$18,991,032	\$17,576,932	\$16,858,085
WHOLESALE TRADE	\$23,232,966	\$21,130,003	\$14,956,667	\$16,333,007	\$16,068,700	\$17,433,249
RETAIL TRADE	\$79,779,486	\$79,516,194	\$80,842,901	\$75,617,636	\$76,539,866	\$80,375,503
FINANCE	\$698,459	\$774,754	\$829,084	\$669,514	\$656,083	\$680,320
SERVICE	\$22,072,156	\$21,530,751	\$18,914,457	\$20,816,534	\$21,182,301	\$22,872,701
PUBLIC ADM	\$13,693,907	\$13,869,469	\$14,310,132	\$13,366,452	\$13,748,148	\$14,875,328
TOTAL	\$191,177,503	\$185,768,422	\$170,480,586	\$167,912,634	\$168,295,632	\$177,650,266

INDUSTRIAL SECTOR	FISCAL 91	FISCAL 92	FISCAL 93	FISCAL 94	FISCAL 95	FISCAL 96
AGRICULTURE	\$774,502	\$819,500	\$832,970	\$971,024	\$1,048,013	\$1,144,399
MINING	\$11,786,307	\$12,947,372	\$12,884,515	\$18,385,274	\$18,881,260	\$17,319,565
CONSTRUCTION	\$5,669,990	\$6,099,350	\$5,793,411	\$8,146,765	\$8,941,060	\$9,089,680
MANUFACTURING	\$9,979,366	\$10,241,693	\$10,042,205	\$12,972,667	\$15,262,823	\$14,791,508
TRANSPORTATION	\$20,100,027	\$19,587,384	\$20,296,092	\$26,436,737	\$25,789,498	\$27,059,049
WHOLESALE TRADE	\$18,736,404	\$18,602,455	\$18,944,493	\$23,809,431	\$24,800,788	\$23,949,486
RETAIL TRADE	\$88,068,555	\$96,726,414	\$104,380,347	\$132,636,276	\$144,487,348	\$150,879,802
FINANCE	\$760,719	\$825,296	\$803,311	\$1,101,360	\$1,268,471	\$1,587,470
SERVICE	\$30,143,690	\$28,122,403	\$29,739,960	\$37,031,308	\$40,136,562	\$41,110,502
PUBLIC ADM	\$15,187,774	\$20,980,213	\$25,472,427	\$30,786,531	\$35,263,866	\$33,773,385
TOTAL	\$201,207,334	\$214,952,080	\$229,189,732	\$292,277,373	\$315,879,690	\$320,704,846

Note: Penalty & Interest monies are excluded in this table. Their collections amounted to \$1,029,104 in Fiscal Year 1996.

Source: State of Wyoming, Department of Revenue

SALES TAX COLLECTIONS

ALBANY

ALBANY

INDUSTRIAL SECTOR	FISCAL 85	FISCAL 86	FISCAL 87	FISCAL 88	FISCAL 89	FISCAL 90
AGRICULTURE	\$7,378	\$4,340	\$4,301	\$7,580	\$10,218	\$16,994
MINING	\$19,655	\$16,014	\$99	\$516	(\$50)	\$2,120
CONSTRUCTION	\$155,804	\$130,095	\$141,805	\$240,333	\$195,462	\$191,549
MANUFACTURING	\$125,401	\$117,605	\$164,891	\$196,513	\$145,182	\$155,834
TRANSPORTATION	\$544,798	\$529,737	\$752,837	\$886,179	\$864,581	\$821,543
WHOLESALE TRADE	\$454,280	\$473,565	\$525,818	\$669,795	\$695,350	\$691,964
RETAIL TRADE	\$3,018,089	\$3,001,801	\$3,846,001	\$4,795,366	\$4,675,156	\$4,722,874
FINANCE	\$3,023	\$75	\$2,510	\$7,481	\$10,373	\$281
SERVICE	\$734,311	\$711,548	\$935,391	\$1,236,715	\$1,112,550	\$1,262,837
PUBLIC ADM	\$541,217	\$574,067	\$743,790	\$822,046	\$838,586	\$881,713
TOTAL	\$5,603,956	\$5,558,847	\$7,117,443	\$8,862,524	\$8,547,407	\$8,747,708

INDUSTRIAL SECTOR	FISCAL 91	FISCAL 92	FISCAL 93	FISCAL 94	FISCAL 95	FISCAL 96
AGRICULTURE	\$20,530	\$24,637	\$29,577	\$35,680	\$38,240	\$47,095
MINING	\$24,505	\$23,088	\$17,794	\$21,674	\$16,744	\$22,602
CONSTRUCTION	\$193,625	\$221,688	\$232,285	\$233,944	\$301,431	\$287,543
MANUFACTURING	\$260,233	\$328,370	\$269,061	\$358,115	\$313,184	\$391,556
TRANSPORTATION	\$1,021,340	\$980,865	\$1,013,220	\$1,227,618	\$1,220,970	\$1,296,643
WHOLESALE TRADE	\$553,321	\$255,738	\$249,235	\$277,932	\$339,609	\$367,948
RETAIL TRADE	\$5,799,614	\$6,375,951	\$6,984,605	\$8,418,960	\$9,294,257	\$9,646,996
FINANCE	\$277	\$393	\$613	\$637	\$3,029	\$1,828
SERVICE	\$1,440,460	\$1,449,847	\$1,660,130	\$1,976,466	\$2,107,391	\$2,158,729
PUBLIC ADM	\$888,157	\$1,014,248	\$1,080,405	\$1,334,992	\$1,535,188	\$1,448,384
TOTAL	\$10,202,063	\$10,674,825	\$11,536,925	\$13,886,017	\$15,170,043	\$15,669,325

Note: Penalty & Interest monies are excluded in this table. Their collections amounted to \$40,357 in Fiscal Year 1996.

Source: State of Wyoming, Department of Revenue

SALES TAX COLLECTIONS

BIG HORN

BIG HORN

INDUSTRIAL SECTOR	FISCAL 85	FISCAL 86	FISCAL 87	FISCAL 88	FISCAL 89	FISCAL 90
AGRICULTURE	\$17,186	\$2,468	\$15,980	\$21,682	\$9,385	\$4,833
MINING	\$17,493	\$15,837	\$3,863	\$15,490	\$12,460	\$5,290
CONSTRUCTION	\$36,382	\$36,712	\$33,776	\$61,521	\$37,373	\$20,108
MANUFACTURING	\$50,021	\$45,907	\$27,355	\$56,654	\$57,379	\$51,408
TRANSPORTATION	\$636,116	\$605,776	\$562,877	\$609,978	\$603,177	\$555,876
WHOLESALE TRADE	\$42,057	\$43,034	\$31,232	\$35,212	\$42,885	\$48,497
RETAIL TRADE	\$880,178	\$866,663	\$798,327	\$810,448	\$825,325	\$853,411
FINANCE	\$1,757	\$1,343	\$299	\$477	\$136	\$195
SERVICE	\$104,815	\$83,779	\$71,461	\$96,483	\$92,548	\$99,440
PUBLIC ADM	\$200,923	\$185,417	\$117,347	\$100,890	\$128,070	\$120,001
TOTAL	\$1,986,941	\$1,886,947	\$1,662,532	\$1,808,835	\$1,808,738	\$1,759,059

INDUSTRIAL SECTOR	FISCAL 91	FISCAL 92	FISCAL 93	FISCAL 94	FISCAL 95	FISCAL 96
AGRICULTURE	\$4,952	\$5,993	\$8,752	\$6,943	\$13,394	\$14,798
MINING	\$5,629	\$12,278	\$36,456	\$36,793	\$44,356	\$67,228
CONSTRUCTION	\$23,748	\$24,290	\$28,351	\$40,614	\$66,079	\$77,714
MANUFACTURING	\$54,515	\$63,867	\$70,560	\$69,190	\$140,483	\$109,337
TRANSPORTATION	\$689,353	\$669,547	\$757,951	\$896,916	\$929,519	\$874,801
WHOLESALE TRADE	\$66,513	\$77,702	\$116,592	\$134,694	\$153,315	\$143,424
RETAIL TRADE	\$870,536	\$934,654	\$1,146,203	\$1,383,697	\$1,534,981	\$1,559,732
FINANCE	\$230	\$103	\$178	\$191	\$208	\$183
SERVICE	\$119,825	\$186,856	\$236,741	\$274,349	\$322,477	\$265,034
PUBLIC ADM	\$132,640	\$133,919	\$145,876	\$182,200	\$255,708	\$293,533
TOTAL	\$1,967,943	\$2,109,210	\$2,547,660	\$3,025,587	\$3,460,520	\$3,405,785

Note: Penalty & Interest monies are excluded in this table. Their collections amounted to \$14,622 in Fiscal Year 1996.

Source: State of Wyoming, Department of Revenue

SALES TAX COLLECTIONS

CAMPBELL

CAMPBELL

INDUSTRIAL SECTOR	FISCAL 85	FISCAL 86	FISCAL 87	FISCAL 88	FISCAL 89	FISCAL 90
AGRICULTURE	\$29,596	\$35,802	\$22,583	\$29,659	\$31,328	\$30,793
MINING	\$3,276,433	\$3,198,518	\$1,954,296	\$2,790,170	\$2,849,573	\$2,865,824
CONSTRUCTION	\$519,089	\$356,511	\$309,958	\$402,108	\$436,703	\$398,928
MANUFACTURING	\$666,356	\$608,661	\$447,437	\$866,954	\$728,527	\$801,522
TRANSPORTATION	\$1,450,908	\$1,444,669	\$1,134,502	\$1,559,950	\$1,478,393	\$1,499,840
WHOLESALE TRADE	\$2,829,037	\$2,297,466	\$1,266,692	\$1,307,160	\$1,326,733	\$1,424,891
RETAIL TRADE	\$7,142,717	\$6,714,681	\$5,525,596	\$5,596,986	\$5,437,731	\$5,657,538
FINANCE	\$34,263	\$25,439	\$18,900	\$9,590	\$3,672	\$5,206
SERVICE	\$1,921,294	\$1,972,223	\$1,273,197	\$1,574,982	\$1,488,866	\$1,577,192
PUBLIC ADM	\$1,449,970	\$1,483,850	\$1,078,931	\$852,304	\$917,129	\$1,291,277
TOTAL	\$19,319,777	\$18,137,836	\$13,032,107	\$14,989,863	\$14,698,655	\$15,553,011

INDUSTRIAL SECTOR	FISCAL 91	FISCAL 92	FISCAL 93	FISCAL 94	FISCAL 95	FISCAL 96
AGRICULTURE	\$27,651	\$37,412	\$39,378	\$48,375	\$57,170	\$52,241
MINING	\$4,101,028	\$5,123,613	\$3,886,682	\$5,611,641	\$5,624,331	\$5,140,166
CONSTRUCTION	\$739,087	\$623,634	\$714,310	\$911,097	\$1,034,845	\$957,534
MANUFACTURING	\$865,196	\$721,248	\$717,234	\$875,409	\$1,155,420	\$1,136,807
TRANSPORTATION	\$1,371,383	\$1,054,049	\$1,221,609	\$1,504,692	\$1,536,698	\$1,912,019
WHOLESALE TRADE	\$1,361,666	\$1,495,112	\$1,494,967	\$1,945,428	\$2,003,336	\$2,286,997
RETAIL TRADE	\$5,740,196	\$6,167,337	\$6,465,254	\$8,423,849	\$9,171,786	\$9,862,294
FINANCE	\$4,492	\$5,074	\$3,138	\$1,400	\$817	\$1,354
SERVICE	\$2,183,612	\$2,126,473	\$2,298,490	\$2,524,759	\$2,875,353	\$2,866,982
PUBLIC ADM	\$1,243,720	\$1,688,036	\$1,654,837	\$2,264,700	\$2,561,338	\$2,531,705
TOTAL	\$17,638,031	\$19,041,989	\$18,495,898	\$24,111,349	\$26,021,094	\$26,748,099

Note: Penalty & Interest monies are excluded in this table. Their collections amounted to \$84,844 in Fiscal Year 1996.

Source: State of Wyoming, Department of Revenue

SALES TAX COLLECTIONS

		<u>CARBON</u>								
INDUSTRIAL SECTOR	FISCAL 85	FISCAL 86	FISCAL 87	FISCAL 88	FISCAL 89	FISCAL 90				
AGRICULTURE	\$6,436	\$7,684	\$9,048	\$15,289	\$16,635	\$16,362				
MINING	\$182,488	\$153,995	\$93,982	\$87,538	\$108,830	\$107,708				
CONSTRUCTION	\$151,889	\$98,971	\$120,467	\$149,330	\$137,310	\$102,916				
MANUFACTURING	\$96,513	\$125,341	\$105,654	\$101,379	\$99,894	\$105,780				
TRANSPORTATION	\$1,089,303	\$1,044,205	\$954,580	\$1,061,762	\$1,140,258	\$938,467				
WHOLESALE TRADE	\$758,281	\$1,676,394	\$822,024	\$529,140	\$507,695	\$503,613				
RETAIL TRADE	\$2,711,649	\$2,535,224	\$2,350,497	\$2,253,844	\$2,336,194	\$2,519,583				
FINANCE	\$22,067	\$14,289	\$12,928	\$14,893	\$16,920	\$12,737				
SERVICE	\$760,368	\$679,225	\$633,344	\$812,817	\$823,185	\$650,043				
PUBLIC ADM	\$529,712	\$527,484	\$361,181	\$362,189	\$422,583	\$380,911				
TOTAL	\$6,308,720	\$6,862,827	\$5,463,717	\$5,388,181	\$5,609,504	\$5,338,119				

		<u>CARBON</u>								
INDUSTRIAL SECTOR	FISCAL 91	FISCAL 92	FISCAL 93	FISCAL 94	FISCAL 95	FISCAL 96				
AGRICULTURE	\$18,576	\$18,047	\$16,122	\$15,568	\$16,346	\$23,002				
MINING	\$92,418	\$68,478	\$107,437	\$224,187	\$451,339	\$911,687				
CONSTRUCTION	\$125,200	\$146,192	\$122,117	\$131,196	\$106,142	\$106,812				
MANUFACTURING	\$111,323	\$78,622	\$57,892	\$169,348	\$287,953	\$122,464				
TRANSPORTATION	\$946,183	\$887,528	\$979,038	\$2,081,356	\$1,134,198	\$1,086,335				
WHOLESALE TRADE	\$593,507	\$574,756	\$600,670	\$794,034	\$996,670	\$703,877				
RETAIL TRADE	\$2,590,682	\$2,610,175	\$2,628,113	\$3,373,655	\$3,542,578	\$3,655,213				
FINANCE	\$14,011	\$15,607	\$16,330	\$26,982	\$28,214	\$28,205				
SERVICE	\$701,162	\$691,817	\$714,878	\$816,606	\$830,552	\$833,486				
PUBLIC ADM	\$368,381	\$438,383	\$436,448	\$514,781	\$673,522	\$665,182				
TOTAL	\$5,561,442	\$5,529,604	\$5,679,044	\$8,147,714	\$8,067,514	\$8,136,263				

Note: Penalty & Interest monies are excluded in this table. Their collections amounted to \$22,835 in Fiscal Year 1996.

Source: State of Wyoming, Department of Revenue

SALES TAX COLLECTIONS

		<u>CONVERSE</u>									
<u>INDUSTRIAL SECTOR</u>	<u>FISCAL 85</u>	<u>FISCAL 86</u>	<u>FISCAL 87</u>	<u>FISCAL 88</u>	<u>FISCAL 89</u>	<u>FISCAL 90</u>					
AGRICULTURE	\$14,313	\$11,612	\$9,821	\$12,957	\$13,569	\$17,031					
MINING	\$155,250	\$110,048	\$105,832	\$135,223	\$97,956	\$154,349					
CONSTRUCTION	\$76,902	\$119,822	\$52,980	\$31,345	\$31,427	\$31,524					
MANUFACTURING	\$95,992	\$80,864	\$101,682	\$93,676	\$96,209	\$52,932					
TRANSPORTATION	\$539,298	\$460,116	\$365,853	\$330,248	\$301,744	\$290,137					
WHOLESALE TRADE	\$256,882	\$264,775	\$133,659	\$153,349	\$152,826	\$158,384					
RETAIL TRADE	\$1,853,942	\$1,674,881	\$1,463,984	\$1,416,073	\$1,352,443	\$1,413,427					
FINANCE	\$843	\$1,188	\$1,450	\$7	\$2,168	\$2,929					
SERVICE	\$503,263	\$399,476	\$298,908	\$309,491	\$288,227	\$227,174					
PUBLIC ADM	\$434,315	\$375,644	\$271,442	\$283,555	\$309,570	\$313,206					
TOTAL	\$3,931,012	\$3,498,441	\$2,805,624	\$2,765,924	\$2,646,138	\$2,661,092					

		<u>CONVERSE</u>									
<u>INDUSTRIAL SECTOR</u>	<u>FISCAL 91</u>	<u>FISCAL 92</u>	<u>FISCAL 93</u>	<u>FISCAL 94</u>	<u>FISCAL 95</u>	<u>FISCAL 96</u>					
AGRICULTURE	\$17,427	\$18,820	\$20,464	\$26,190	\$25,858	\$28,207					
MINING	\$107,783	\$115,568	\$228,699	\$182,095	\$239,267	\$222,451					
CONSTRUCTION	\$39,351	\$44,481	\$52,867	\$65,636	\$62,503	\$59,964					
MANUFACTURING	\$48,095	\$48,772	\$39,065	\$43,677	\$45,196	\$30,681					
TRANSPORTATION	\$324,320	\$340,621	\$355,250	\$444,051	\$443,840	\$473,913					
WHOLESALE TRADE	\$179,606	\$179,276	\$167,584	\$214,251	\$264,692	\$226,346					
RETAIL TRADE	\$1,413,601	\$1,470,999	\$1,460,204	\$1,753,039	\$1,990,424	\$2,048,239					
FINANCE	\$3,128	\$3,851	\$3,838	\$5,261	\$4,280	\$4,025					
SERVICE	\$253,438	\$278,940	\$296,288	\$404,758	\$461,658	\$466,790					
PUBLIC ADM	\$339,195	\$347,813	\$358,000	\$419,322	\$580,979	\$542,685					
TOTAL	\$2,725,942	\$2,849,141	\$2,982,257	\$3,558,280	\$4,118,697	\$4,103,302					

Note: Penalty & Interest monies are excluded in this table. Their collections amounted to \$48,526 in Fiscal Year 1996.

Source: State of Wyoming, Department of Revenue

SALES TAX COLLECTIONS

CROOK

CROOK

INDUSTRIAL SECTOR	FISCAL 85	FISCAL 86	FISCAL 87	FISCAL 88	FISCAL 89	FISCAL 90
AGRICULTURE	\$2,220	\$1,917	\$1,933	\$2,277	\$3,200	\$4,678
MINING	\$238,861	\$92,396	\$17,922	\$73,830	\$44,331	\$33,750
CONSTRUCTION	\$80,048	\$82,289	\$78,905	\$97,581	\$61,007	\$44,199
MANUFACTURING	\$58,437	\$58,177	\$32,509	\$46,075	\$40,108	\$12,361
TRANSPORTATION	\$287,213	\$369,412	\$266,276	\$292,709	\$285,581	\$336,275
WHOLESALE TRADE	\$51,278	\$53,011	\$28,374	\$14,019	\$64,582	\$9,263
RETAIL TRADE	\$583,684	\$574,050	\$535,528	\$545,650	\$544,165	\$610,063
FINANCE	\$0	\$0	\$0	\$9	\$3	\$7
SERVICE	\$82,120	\$79,953	\$79,380	\$80,384	\$77,967	\$107,546
PUBLIC ADM	\$79,212	\$80,839	\$35,609	\$35,295	\$34,885	\$31,229
TOTAL	\$1,463,085	\$1,392,056	\$1,076,448	\$1,187,829	\$1,155,828	\$1,189,372

INDUSTRIAL SECTOR	FISCAL 91	FISCAL 92	FISCAL 93	FISCAL 94	FISCAL 95	FISCAL 96
AGRICULTURE	\$4,741	\$5,715	\$6,508	\$9,410	\$9,371	\$5,479
MINING	\$18,006	\$120,253	\$67,260	\$6,096	\$6,440	\$9,995
CONSTRUCTION	\$79,974	\$54,274	\$53,899	\$74,854	\$51,301	\$49,943
MANUFACTURING	\$17,844	\$20,505	\$20,508	\$45,942	\$49,493	\$53,686
TRANSPORTATION	\$334,666	\$326,456	\$324,010	\$378,238	\$311,579	\$330,890
WHOLESALE TRADE	\$9,043	\$43,237	\$27,052	\$43,709	\$21,701	\$30,608
RETAIL TRADE	\$646,453	\$628,812	\$547,989	\$763,874	\$848,493	\$930,345
FINANCE	\$3	\$0	\$0	\$0	\$0	\$0
SERVICE	\$110,005	\$117,596	\$121,693	\$162,065	\$169,867	\$187,954
PUBLIC ADM	\$31,056	\$32,137	\$43,072	\$56,307	\$58,695	\$63,257
TOTAL	\$1,251,790	\$1,348,986	\$1,211,991	\$1,540,495	\$1,526,940	\$1,662,156

Note: Penalty & Interest monies are excluded in this table. Their collections amounted to \$6,981 in Fiscal Year 1996.

Source: State of Wyoming, Department of Revenue

SALES TAX COLLECTIONS

FREMONT

FREMONT

INDUSTRIAL SECTOR	FISCAL 85	FISCAL 86	FISCAL 87	FISCAL 88	FISCAL 89	FISCAL 90
AGRICULTURE	\$15,200	\$15,012	\$10,571	\$10,639	\$11,722	\$17,093
MINING	\$463,539	\$299,607	\$139,364	\$233,871	\$131,927	\$110,325
CONSTRUCTION	\$230,726	\$214,355	\$138,667	\$120,235	\$109,270	\$136,974
MANUFACTURING	\$338,056	\$182,767	\$211,941	\$165,410	\$183,807	\$164,761
TRANSPORTATION	\$1,079,495	\$1,057,047	\$906,638	\$946,660	\$933,801	\$838,798
WHOLESALE TRADE	\$499,368	\$464,669	\$353,585	\$313,727	\$400,419	\$585,047
RETAIL TRADE	\$4,075,598	\$3,791,549	\$3,572,770	\$3,557,698	\$3,667,477	\$3,828,169
FINANCE	\$2,061	\$5,340	\$1,222	\$873	\$1,951	\$2,787
SERVICE	\$703,456	\$630,854	\$569,926	\$593,500	\$600,738	\$628,756
PUBLIC ADM	\$896,909	\$777,780	\$643,864	\$690,218	\$878,264	\$888,390
TOTAL	\$8,304,420	\$7,438,995	\$6,548,563	\$6,632,831	\$6,919,377	\$7,201,100

INDUSTRIAL SECTOR	FISCAL 91	FISCAL 92	FISCAL 93	FISCAL 94	FISCAL 95	FISCAL 96
AGRICULTURE	\$22,644	\$32,137	\$22,067	\$29,770	\$30,914	\$49,776
MINING	\$182,341	\$157,526	\$132,877	\$273,475	\$213,874	\$207,895
CONSTRUCTION	\$152,866	\$141,377	\$158,718	\$245,213	\$258,819	\$259,657
MANUFACTURING	\$171,870	\$236,832	\$250,664	\$418,811	\$462,038	\$520,807
TRANSPORTATION	\$959,825	\$933,179	\$918,632	\$1,205,570	\$1,269,111	\$1,421,735
WHOLESALE TRADE	\$520,077	\$412,427	\$375,633	\$542,016	\$708,297	\$703,764
RETAIL TRADE	\$4,186,913	\$4,517,839	\$4,686,478	\$6,174,428	\$7,380,395	\$8,942,336
FINANCE	\$6,552	\$10,191	\$13,152	\$16,705	\$24,138	\$27,433
SERVICE	\$761,319	\$730,555	\$812,397	\$1,058,857	\$1,253,083	\$1,349,731
PUBLIC ADM	\$1,020,863	\$1,071,461	\$1,204,299	\$1,570,659	\$2,110,694	\$2,214,660
TOTAL	\$7,985,270	\$8,243,525	\$8,574,916	\$11,535,504	\$13,711,363	\$15,697,793

Note: Penalty & Interest monies are excluded in this table. Their collections amounted to \$47,112 in Fiscal Year 1996.

Source: State of Wyoming, Department of Revenue

SALES TAX COLLECTIONS

GOSHEN

GOSHEN

INDUSTRIAL SECTOR	FISCAL 85	FISCAL 86	FISCAL 87	FISCAL 88	FISCAL 89	FISCAL 90
AGRICULTURE	\$14,386	\$13,326	\$12,296	\$13,696	\$17,548	\$20,596
MINING	\$1,817	\$1,730	\$2,817	\$4,825	\$4,498	\$5,697
CONSTRUCTION	\$58,550	\$62,204	\$41,582	\$42,576	\$56,305	\$62,293
MANUFACTURING	\$58,991	\$41,941	\$60,415	\$44,296	\$68,722	\$67,667
TRANSPORTATION	\$163,555	\$166,350	\$157,753	\$205,150	\$253,108	\$268,320
WHOLESALE TRADE	\$82,573	\$86,995	\$84,143	\$102,157	\$151,610	\$159,197
RETAIL TRADE	\$1,452,801	\$1,337,750	\$1,260,286	\$1,210,937	\$1,521,336	\$1,665,323
FINANCE	\$22	\$813	\$1,841	\$1,091	\$187	\$237
SERVICE	\$189,963	\$218,099	\$189,357	\$191,773	\$229,422	\$294,364
PUBLIC ADM	\$231,954	\$237,591	\$193,765	\$157,641	\$224,980	\$217,615
TOTAL	\$2,254,624	\$2,166,814	\$2,004,269	\$1,974,142	\$2,527,716	\$2,761,308

INDUSTRIAL SECTOR	FISCAL 91	FISCAL 92	FISCAL 93	FISCAL 94	FISCAL 95	FISCAL 96
AGRICULTURE	\$11,249	\$17,271	\$18,532	\$20,233	\$20,680	\$22,980
MINING	\$3,904	\$5,063	\$6,385	\$6,995	\$10,215	\$6,860
CONSTRUCTION	\$47,794	\$100,789	\$56,887	\$117,493	\$118,859	\$61,595
MANUFACTURING	\$57,592	\$72,451	\$105,340	\$134,771	\$148,904	\$127,425
TRANSPORTATION	\$252,502	\$289,889	\$323,364	\$421,579	\$434,490	\$421,380
WHOLESALE TRADE	\$141,765	\$205,428	\$209,654	\$412,069	\$293,172	\$296,449
RETAIL TRADE	\$1,441,470	\$1,850,215	\$1,826,971	\$2,086,196	\$2,173,419	\$2,095,734
FINANCE	\$213	\$16	\$162	\$51	\$35	\$1,061
SERVICE	\$251,670	\$311,364	\$300,542	\$386,992	\$446,426	\$381,737
PUBLIC ADM	\$191,504	\$247,520	\$269,545	\$305,369	\$327,072	\$281,149
TOTAL	\$2,399,663	\$3,100,007	\$3,117,382	\$3,891,747	\$3,973,272	\$3,696,371

Note: Penalty & Interest monies are excluded in this table. Their collections amounted to \$13,526 in Fiscal Year 1996.

Source: State of Wyoming, Department of Revenue

SALES TAX COLLECTIONS

HOT SPRINGS

HOT SPRINGS

INDUSTRIAL SECTOR	FISCAL 85	FISCAL 86	FISCAL 87	FISCAL 88	FISCAL 89	FISCAL 90
AGRICULTURE	\$1,673	\$1,221	\$1,198	\$1,946	\$4,818	\$5,547
MINING	\$273,482	\$277,262	\$138,260	\$252,543	\$203,137	\$188,471
CONSTRUCTION	\$58,058	\$48,754	\$29,774	\$30,734	\$31,940	\$30,299
MANUFACTURING	\$73,333	\$86,432	\$63,390	\$61,040	\$19,102	\$5,709
TRANSPORTATION	\$474,072	\$465,550	\$437,579	\$455,749	\$495,265	\$479,491
WHOLESALE TRADE	\$455,789	\$570,176	\$253,672	\$337,670	\$148,403	\$76,042
RETAIL TRADE	\$796,422	\$739,543	\$638,185	\$628,111	\$610,531	\$592,080
FINANCE	\$1,135	\$779	\$783	\$691	\$727	\$1,411
SERVICE	\$176,721	\$200,076	\$144,019	\$187,797	\$179,763	\$195,001
PUBLIC ADM	\$170,033	\$130,220	\$74,666	\$86,087	\$72,404	\$69,316
TOTAL	\$2,480,729	\$2,520,024	\$1,781,540	\$2,042,368	\$1,766,091	\$1,643,367

INDUSTRIAL SECTOR	FISCAL 91	FISCAL 92	FISCAL 93	FISCAL 94	FISCAL 95	FISCAL 96
AGRICULTURE	\$6,317	\$7,213	\$7,255	\$12,182	\$9,746	\$10,817
MINING	\$219,685	\$116,967	\$125,748	\$139,659	\$153,048	\$148,746
CONSTRUCTION	\$33,616	\$30,931	\$30,081	\$37,009	\$52,346	\$59,505
MANUFACTURING	\$5,727	\$5,387	\$5,982	\$16,082	\$10,867	\$10,989
TRANSPORTATION	\$692,345	\$524,128	\$534,106	\$616,102	\$603,644	\$563,032
WHOLESALE TRADE	\$79,473	\$64,684	\$21,539	\$26,916	\$20,396	\$26,335
RETAIL TRADE	\$607,207	\$614,372	\$610,061	\$738,476	\$779,826	\$836,433
FINANCE	\$2,006	\$1,846	\$1,943	\$2,135	\$1,419	\$22
SERVICE	\$210,306	\$226,630	\$246,866	\$341,816	\$362,528	\$346,198
PUBLIC ADM	\$74,086	\$65,903	\$63,254	\$71,228	\$95,759	\$95,354
TOTAL	\$1,930,766	\$1,658,061	\$1,646,835	\$2,001,605	\$2,089,579	\$2,097,432

Note: Penalty & Interest monies are excluded in this table. Their collections amounted to \$6,014 in Fiscal Year 1996.

Source: State of Wyoming, Department of Revenue

SALES TAX COLLECTIONS

JOHNSON

JOHNSON

INDUSTRIAL SECTOR	FISCAL 85	FISCAL 86	FISCAL 87	FISCAL 88	FISCAL 89	FISCAL 90
AGRICULTURE	\$3,161	\$3,183	\$3,428	\$3,378	\$4,666	\$6,458
MINING	\$126,089	\$121,361	\$74,271	\$92,691	\$85,140	\$60,419
CONSTRUCTION	\$38,556	\$33,241	\$17,013	\$40,192	\$38,235	\$37,760
MANUFACTURING	\$96,241	\$73,513	\$55,918	\$93,408	\$105,805	\$83,202
TRANSPORTATION	\$277,374	\$271,763	\$250,926	\$270,594	\$283,102	\$256,122
WHOLESALE TRADE	\$27,065	\$12,373	\$20,926	\$15,498	\$24,853	\$54,190
RETAIL TRADE	\$1,078,613	\$1,032,253	\$927,647	\$873,215	\$896,751	\$952,628
FINANCE	\$2,698	\$3,570	\$6,084	\$578	\$1,255	\$3,787
SERVICE	\$171,780	\$140,343	\$137,741	\$164,100	\$177,533	\$190,737
PUBLIC ADM	\$273,893	\$213,770	\$90,000	\$62,065	\$59,147	\$65,184
TOTAL	\$2,095,482	\$1,905,383	\$1,583,967	\$1,615,719	\$1,676,486	\$1,710,488

INDUSTRIAL SECTOR	FISCAL 91	FISCAL 92	FISCAL 93	FISCAL 94	FISCAL 95	FISCAL 96
AGRICULTURE	\$7,913	\$10,743	\$12,719	\$17,439	\$29,924	\$32,885
MINING	\$48,091	\$34,069	\$28,561	\$32,297	\$23,341	\$19,250
CONSTRUCTION	\$53,725	\$56,919	\$48,172	\$70,986	\$57,490	\$63,758
MANUFACTURING	\$101,381	\$91,263	\$83,152	\$140,839	\$148,667	\$151,444
TRANSPORTATION	\$284,748	\$285,072	\$297,782	\$381,918	\$396,162	\$389,972
WHOLESALE TRADE	\$92,205	\$61,151	\$65,245	\$111,561	\$115,104	\$136,273
RETAIL TRADE	\$1,019,219	\$1,031,667	\$1,041,002	\$1,400,489	\$1,456,909	\$1,547,794
FINANCE	\$4,489	\$5,772	\$2,134	\$633	\$3,962	\$1,259
SERVICE	\$232,565	\$241,319	\$245,913	\$343,124	\$394,889	\$384,840
PUBLIC ADM	\$56,255	\$70,113	\$82,054	\$119,267	\$168,881	\$244,718
TOTAL	\$1,900,591	\$1,888,088	\$1,906,733	\$2,618,553	\$2,795,329	\$2,972,193

Note: Penalty & Interest monies are excluded in this table. Their collections amounted to \$10,187 in Fiscal Year 1996.

Source: State of Wyoming, Department of Revenue

SALES TAX COLLECTIONS

LARAMIE

LARAMIE

INDUSTRIAL SECTOR	FISCAL 85	FISCAL 86	FISCAL 87	FISCAL 88	FISCAL 89	FISCAL 90
AGRICULTURE	\$24,895	\$22,547	\$28,328	\$34,306	\$54,951	\$69,397
MINING	\$19,215	\$7,745	\$4,020	\$1,804	\$37,829	\$17,127
CONSTRUCTION	\$319,271	\$406,644	\$526,565	\$626,065	\$506,177	\$477,670
MANUFACTURING	\$419,628	\$487,321	\$548,377	\$622,562	\$617,265	\$841,169
TRANSPORTATION	\$2,049,429	\$1,936,351	\$2,807,136	\$2,437,572	\$2,027,003	\$2,008,344
WHOLESALE TRADE	\$1,596,076	\$1,277,942	\$1,841,750	\$1,639,646	\$1,343,044	\$1,228,795
RETAIL TRADE	\$11,775,654	\$13,159,034	\$17,382,746	\$14,877,798	\$13,217,081	\$12,455,755
FINANCE	\$50,295	\$93,236	\$89,760	\$8,788	\$8,611	\$35,168
SERVICE	\$1,858,063	\$1,961,169	\$2,456,521	\$2,419,958	\$2,111,765	\$1,937,614
PUBLIC ADM	\$2,010,526	\$2,483,635	\$4,098,392	\$3,181,381	\$2,593,533	\$2,506,013
TOTAL	\$20,123,067	\$21,835,646	\$29,783,618	\$25,849,880	\$22,517,258	\$21,577,051

INDUSTRIAL SECTOR	FISCAL 91	FISCAL 92	FISCAL 93	FISCAL 94	FISCAL 95	FISCAL 96
AGRICULTURE	\$65,077	\$83,600	\$107,530	\$131,792	\$148,347	\$149,679
MINING	\$79,661	\$229,276	\$220,249	\$221,241	\$315,378	\$286,778
CONSTRUCTION	\$458,840	\$639,512	\$625,341	\$1,004,743	\$987,085	\$916,928
MANUFACTURING	\$541,253	\$665,378	\$923,169	\$984,931	\$1,149,266	\$1,074,255
TRANSPORTATION	\$2,037,009	\$2,629,369	\$2,691,438	\$3,242,733	\$3,472,336	\$3,277,919
WHOLESALE TRADE	\$1,361,860	\$1,574,411	\$1,392,935	\$1,649,916	\$1,715,762	\$1,582,242
RETAIL TRADE	\$13,279,852	\$16,566,572	\$18,892,046	\$23,880,623	\$25,742,416	\$26,158,417
FINANCE	\$64,506	\$67,957	\$16,082	\$15,019	\$34,314	\$19,902
SERVICE	\$2,036,131	\$3,441,039	\$3,052,100	\$3,764,692	\$4,001,365	\$4,072,530
PUBLIC ADM	\$2,369,380	\$3,313,869	\$3,751,150	\$4,368,871	\$4,574,224	\$4,677,622
TOTAL	\$22,293,568	\$29,210,983	\$31,672,040	\$39,264,562	\$42,140,493	\$42,216,270

Note: Penalty & Interest monies are excluded in this table. Their collections amounted to \$103,503 in Fiscal Year 1996.

Source: State of Wyoming, Department of Revenue

SALES TAX COLLECTIONS

LINCOLN

LINCOLN

INDUSTRIAL SECTOR	FISCAL 85	FISCAL 86	FISCAL 87	FISCAL 88	FISCAL 89	FISCAL 90
AGRICULTURE	\$12,182	\$10,725	\$12,781	\$15,329	\$14,953	\$16,932
MINING	\$523,315	(\$536,749)	\$14,894	\$6,584	\$14,835	\$17,871
CONSTRUCTION	\$472,567	\$1,510,554	\$701,567	\$34,231	\$45,189	\$145,695
MANUFACTURING	\$304,572	\$560,778	\$181,625	\$195,657	\$192,031	\$185,172
TRANSPORTATION	\$415,589	\$443,906	\$441,241	\$390,042	\$402,960	\$388,326
WHOLESALE TRADE	\$276,623	\$315,545	\$293,057	\$333,975	\$212,877	\$301,524
RETAIL TRADE	\$1,602,565	\$1,826,447	\$1,416,875	\$1,127,672	\$1,243,412	\$1,384,983
FINANCE	\$2,896	\$2,521	\$1,870	\$140	\$253	\$172
SERVICE	\$283,405	\$280,123	\$205,571	\$188,674	\$214,141	\$254,630
PUBLIC ADM	\$319,981	\$367,331	\$339,607	\$296,400	\$330,869	\$360,727
TOTAL	\$4,213,709	\$4,781,193	\$3,609,105	\$2,588,704	\$2,671,519	\$3,056,031

INDUSTRIAL SECTOR	FISCAL 91	FISCAL 92	FISCAL 93	FISCAL 94	FISCAL 95	FISCAL 96
AGRICULTURE	\$19,749	\$22,152	\$22,266	\$31,930	\$33,685	\$42,157
MINING	\$14,457	\$280,743	\$103,761	\$156,174	\$236,119	\$124,651
CONSTRUCTION	\$28,954	\$39,011	\$45,357	\$81,813	\$91,034	\$107,081
MANUFACTURING	\$210,411	\$231,035	\$196,091	\$301,458	\$367,539	\$383,625
TRANSPORTATION	\$420,746	\$431,246	\$462,236	\$596,151	\$603,606	\$625,143
WHOLESALE TRADE	\$311,424	\$301,934	\$282,780	\$296,477	\$233,385	\$227,772
RETAIL TRADE	\$1,465,371	\$1,520,581	\$1,657,954	\$2,142,727	\$2,321,387	\$2,259,743
FINANCE	\$203	\$4,961	\$5,407	\$7,094	\$5,806	\$9,421
SERVICE	\$271,569	\$305,968	\$325,760	\$390,761	\$376,137	\$779,410
PUBLIC ADM	\$387,937	\$456,917	\$415,925	\$510,396	\$567,998	\$603,053
TOTAL	\$3,130,821	\$3,594,548	\$3,517,537	\$4,514,979	\$4,836,696	\$5,162,054

Note: Penalty & Interest monies are excluded in this table. Their collections amounted to \$18,775 in Fiscal Year 1996.

Source: State of Wyoming, Department of Revenue

SALES TAX COLLECTIONS

<u>NATRONA</u>		<u>NATRONA</u>									
INDUSTRIAL SECTOR	FISCAL 85	FISCAL 86	FISCAL 87	FISCAL 88	FISCAL 89	FISCAL 90					FISCAL 90
AGRICULTURE	\$150,820	\$148,969	\$136,799	\$97,722	\$182,115	\$153,234					\$153,234
MINING	\$3,177,893	\$2,342,558	\$1,026,619	\$1,321,467	\$981,549	\$1,008,785					\$1,008,785
CONSTRUCTION	\$1,040,800	\$1,078,612	\$690,566	\$906,067	\$967,845	\$974,254					\$974,254
MANUFACTURING	\$2,566,369	\$2,288,672	\$1,429,459	\$2,135,827	\$2,125,052	\$2,409,493					\$2,409,493
TRANSPORTATION	\$2,977,560	\$2,966,686	\$2,780,882	\$2,733,609	\$2,831,783	\$2,602,414					\$2,602,414
WHOLESALE TRADE	\$6,234,433	\$4,870,507	\$3,342,815	\$3,694,999	\$3,897,560	\$3,962,676					\$3,962,676
RETAIL TRADE	\$13,980,690	\$13,295,537	\$12,102,446	\$11,553,956	\$11,643,397	\$11,853,732					\$11,853,732
FINANCE	\$133,560	\$92,234	\$58,580	\$39,094	\$10,219	\$16,987					\$16,987
SERVICE	\$5,041,959	\$4,277,046	\$3,008,878	\$3,641,963	\$3,142,354	\$3,476,144					\$3,476,144
PUBLIC ADM	\$2,161,008	\$2,145,568	\$2,246,300	\$2,666,135	\$2,709,694	\$2,806,538					\$2,806,538
TOTAL	\$37,465,106	\$33,506,550	\$26,823,359	\$28,790,839	\$28,491,568	\$29,264,256					\$29,264,256

INDUSTRIAL SECTOR	FISCAL 91	FISCAL 92	FISCAL 93	FISCAL 94	FISCAL 95	FISCAL 96				
AGRICULTURE	\$173,389	\$154,736	\$158,331	\$112,503	\$126,006	\$133,889				
MINING	\$1,295,894	\$1,155,241	\$1,420,377	\$2,579,855	\$2,246,180	\$2,095,500				
CONSTRUCTION	\$1,029,258	\$959,461	\$804,291	\$1,212,540	\$1,458,213	\$1,478,698				
MANUFACTURING	\$2,631,961	\$2,244,872	\$2,222,341	\$2,774,859	\$2,702,549	\$2,584,469				
TRANSPORTATION	\$3,166,269	\$2,960,366	\$2,916,448	\$3,602,823	\$3,648,945	\$3,909,094				
WHOLESALE TRADE	\$4,209,019	\$3,780,375	\$4,332,136	\$5,387,859	\$5,769,494	\$5,603,469				
RETAIL TRADE	\$12,445,395	\$13,346,563	\$14,497,256	\$19,077,556	\$20,507,404	\$21,274,631				
FINANCE	\$13,476	\$15,012	\$13,445	\$38,475	\$34,214	\$78,650				
SERVICE	\$3,763,504	\$3,650,776	\$3,542,440	\$4,565,074	\$4,760,942	\$4,724,489				
PUBLIC ADM	\$2,900,833	\$2,791,736	\$2,953,847	\$3,739,615	\$4,171,880	\$4,449,228				
TOTAL	\$31,629,000	\$31,059,138	\$32,860,912	\$43,091,159	\$45,425,828	\$46,332,116				

Note: Penalty & Interest monies are excluded in this table. Their collections amounted to \$224,981 in Fiscal Year 1996.

Source: State of Wyoming, Department of Revenue

SALES TAX COLLECTIONS

NIOBRARA

NIOBRARA

INDUSTRIAL SECTOR	FISCAL 85	FISCAL 86	FISCAL 87	FISCAL 88	FISCAL 89	FISCAL 90
AGRICULTURE	\$3,619	\$4,019	\$2,249	\$2,270	\$3,641	\$2,996
MINING	\$4,768	\$6,518	\$1,687	\$1,823	\$1,578	\$1,904
CONSTRUCTION	\$30,247	\$24,772	\$38,243	\$16,205	\$14,268	\$11,349
MANUFACTURING	\$10,531	\$84,022	\$10,267	\$8,308	\$6,770	\$8,965
TRANSPORTATION	\$100,665	\$100,794	\$82,088	\$95,820	\$94,993	\$122,749
WHOLESALE TRADE	\$22,238	\$14,960	\$12,832	\$15,281	\$14,016	\$20,627
RETAIL TRADE	\$385,168	\$328,911	\$312,102	\$279,705	\$275,225	\$346,681
FINANCE	\$8	\$105	\$106	\$0	\$398	\$0
SERVICE	\$84,053	\$71,354	\$51,435	\$48,573	\$51,977	\$67,183
PUBLIC ADM	\$95,907	\$87,575	\$65,395	\$48,073	\$52,688	\$57,663
TOTAL	\$737,214	\$723,041	\$576,404	\$516,058	\$515,553	\$640,117

INDUSTRIAL SECTOR	FISCAL 91	FISCAL 92	FISCAL 93	FISCAL 94	FISCAL 95	FISCAL 96
AGRICULTURE	\$2,878	\$2,862	\$2,718	\$4,151	\$15,948	\$15,546
MINING	\$1,514	\$1,458	\$1,282	\$6,567	\$13,151	\$12,620
CONSTRUCTION	\$9,209	\$5,089	\$22,317	\$24,738	\$30,228	\$25,882
MANUFACTURING	\$8,687	\$8,487	\$8,250	\$9,443	\$22,550	\$23,736
TRANSPORTATION	\$126,010	\$139,214	\$137,502	\$162,341	\$165,586	\$181,835
WHOLESALE TRADE	\$31,180	\$32,943	\$30,969	\$35,675	\$43,602	\$22,365
RETAIL TRADE	\$334,987	\$338,159	\$371,903	\$434,687	\$434,894	\$448,119
FINANCE	\$0	\$0	\$4	\$14	\$14	\$3
SERVICE	\$73,275	\$76,029	\$70,550	\$86,769	\$95,195	\$100,733
PUBLIC ADM	\$52,961	\$59,774	\$67,539	\$84,420	\$80,099	\$93,465
TOTAL	\$640,701	\$663,115	\$713,035	\$848,806	\$901,267	\$924,304

Note: Penalty & Interest monies are excluded in this table. Their collections amounted to \$3,345 in Fiscal Year 1996.

Source: State of Wyoming, Department of Revenue

SALES TAX COLLECTIONS

	<u>PARK</u>									
<u>INDUSTRIAL SECTOR</u>	<u>FISCAL 85</u>	<u>FISCAL 86</u>	<u>FISCAL 87</u>	<u>FISCAL 88</u>	<u>FISCAL 89</u>	<u>FISCAL 90</u>				
AGRICULTURE	\$13,091	\$10,926	\$13,667	\$11,800	\$13,312	\$19,698				
MINING	\$678,771	\$495,966	\$167,583	\$224,154	\$188,608	\$228,100				
CONSTRUCTION	\$232,289	\$204,808	\$190,143	\$258,511	\$276,012	\$287,417				
MANUFACTURING	\$242,884	\$182,600	\$162,915	\$317,650	\$297,185	\$230,011				
TRANSPORTATION	\$1,081,499	\$1,128,691	\$815,995	\$1,032,725	\$1,106,375	\$839,086				
WHOLESALE TRADE	\$585,924	\$460,852	\$234,651	\$213,031	\$207,358	\$221,545				
RETAIL TRADE	\$3,922,367	\$3,753,740	\$3,280,989	\$3,359,245	\$3,471,436	\$3,781,776				
FINANCE	\$19,899	\$19,470	\$14,822	\$16,991	\$9,148	\$13,067				
SERVICE	\$781,753	\$787,212	\$675,649	\$820,037	\$885,082	\$972,768				
PUBLIC ADM	\$643,220	\$569,640	\$523,732	\$455,517	\$487,918	\$522,697				
TOTAL	\$8,201,712	\$7,613,920	\$6,080,164	\$6,709,661	\$6,942,434	\$7,116,165				

	<u>PARK</u>									
<u>INDUSTRIAL SECTOR</u>	<u>FISCAL 91</u>	<u>FISCAL 92</u>	<u>FISCAL 93</u>	<u>FISCAL 94</u>	<u>FISCAL 95</u>	<u>FISCAL 96</u>				
AGRICULTURE	\$17,662	\$19,447	\$17,228	\$25,812	\$29,255	\$33,297				
MINING	\$250,580	\$395,794	\$328,109	\$692,554	\$531,650	\$214,620				
CONSTRUCTION	\$265,746	\$244,272	\$254,829	\$418,718	\$460,869	\$422,499				
MANUFACTURING	\$257,387	\$251,894	\$245,184	\$386,670	\$417,236	\$397,260				
TRANSPORTATION	\$799,155	\$779,537	\$797,226	\$996,488	\$1,060,359	\$1,157,149				
WHOLESALE TRADE	\$233,446	\$229,417	\$225,708	\$344,592	\$320,894	\$387,973				
RETAIL TRADE	\$4,734,350	\$4,322,477	\$4,548,200	\$6,167,794	\$6,965,704	\$7,389,637				
FINANCE	\$475	\$2,820	\$48	\$235	\$462	\$296				
SERVICE	\$1,024,424	\$1,047,906	\$1,180,744	\$1,592,189	\$1,735,198	\$1,563,935				
PUBLIC ADM	\$507,597	\$634,102	\$881,702	\$1,078,510	\$1,244,793	\$1,335,202				
TOTAL	\$8,090,822	\$7,927,666	\$8,478,978	\$11,703,562	\$12,766,420	\$12,901,867				

Note: Penalty & Interest monies are excluded in this table. Their collections amounted to \$33,532 in Fiscal Year 1996.

Source: State of Wyoming, Department of Revenue

SALES TAX COLLECTIONS

PLATTE

PLATTE

INDUSTRIAL SECTOR	FISCAL 85	FISCAL 86	FISCAL 87	FISCAL 88	FISCAL 89	FISCAL 90
AGRICULTURE	\$5,856	\$4,362	\$3,117	\$856	\$1,207	\$4,599
MINING	\$212	\$152	\$957	\$991	\$65	\$1,246
CONSTRUCTION	\$19,191	\$18,918	\$24,506	\$15,709	\$26,899	\$26,645
MANUFACTURING	\$11,326	\$15,694	\$14,709	\$19,914	\$17,854	\$32,541
TRANSPORTATION	\$160,672	\$161,930	\$151,944	\$186,997	\$188,981	\$226,250
WHOLESALE TRADE	\$49,892	\$31,551	\$51,142	\$66,254	\$107,844	\$128,075
RETAIL TRADE	\$945,824	\$925,573	\$826,461	\$799,967	\$756,458	\$870,754
FINANCE	\$10,754	\$6,658	\$7,126	\$8,619	\$6,113	\$7,943
SERVICE	\$120,709	\$108,720	\$103,135	\$126,660	\$120,216	\$171,099
PUBLIC ADM	\$242,614	\$234,752	\$186,211	\$170,703	\$197,280	\$208,051
TOTAL	\$1,567,063	\$1,508,324	\$1,369,337	\$1,396,670	\$1,422,915	\$1,677,205

INDUSTRIAL SECTOR	FISCAL 91	FISCAL 92	FISCAL 93	FISCAL 94	FISCAL 95	FISCAL 96
AGRICULTURE	\$5,596	\$2,686	\$2,380	\$2,506	\$3,385	\$4,937
MINING	\$8,933	\$13,269	\$24,106	\$10,711	\$58,032	\$68,391
CONSTRUCTION	\$23,196	\$25,715	\$30,095	\$78,512	\$70,918	\$76,473
MANUFACTURING	\$79,080	\$174,933	\$170,059	\$153,862	\$128,698	\$36,686
TRANSPORTATION	\$233,753	\$360,044	\$246,973	\$332,841	\$346,835	\$370,569
WHOLESALE TRADE	\$117,847	\$124,219	\$140,298	\$179,081	\$115,173	\$101,062
RETAIL TRADE	\$1,073,176	\$1,004,490	\$1,111,295	\$1,298,275	\$1,512,710	\$1,698,413
FINANCE	\$8,542	\$6,961	\$5,640	\$7,715	\$9,248	\$9,813
SERVICE	\$188,992	\$189,958	\$213,800	\$244,231	\$276,023	\$258,668
PUBLIC ADM	\$203,296	\$206,480	\$248,474	\$313,504	\$432,788	\$428,714
TOTAL	\$1,942,410	\$2,108,756	\$2,193,120	\$2,621,238	\$2,953,810	\$3,053,726

Note: Penalty & Interest monies are excluded in this table. Their collections amounted to \$8,969 in Fiscal Year 1996.

Source: State of Wyoming, Department of Revenue

SALES TAX COLLECTIONS

SHERIDAN

SHERIDAN

INDUSTRIAL SECTOR	FISCAL 85	FISCAL 86	FISCAL 87	FISCAL 88	FISCAL 89	FISCAL 90
AGRICULTURE	\$35,101	\$26,818	\$23,985	\$27,552	\$29,051	\$47,895
MINING	\$19,134	\$12,818	\$8,126	\$7,539	\$27,275	\$15,389
CONSTRUCTION	\$118,327	\$148,481	\$82,522	\$62,822	\$126,842	\$151,329
MANUFACTURING	\$219,099	\$168,723	\$135,993	\$173,827	\$181,412	\$300,152
TRANSPORTATION	\$778,947	\$548,022	\$533,775	\$558,860	\$581,339	\$823,710
WHOLESALE TRADE	\$341,578	\$241,261	\$182,838	\$212,853	\$229,733	\$377,105
RETAIL TRADE	\$4,525,127	\$3,328,695	\$3,014,154	\$3,012,640	\$3,356,484	\$4,875,274
FINANCE	\$9,538	\$7,891	\$3,160	\$5,068	\$1,523	\$3,689
SERVICE	\$475,749	\$389,760	\$444,712	\$438,982	\$556,212	\$792,529
PUBLIC ADM	\$748,926	\$558,011	\$585,147	\$575,852	\$683,642	\$981,285
TOTAL	\$7,271,540	\$5,430,493	\$5,014,537	\$5,075,995	\$5,773,513	\$8,368,357

INDUSTRIAL SECTOR	FISCAL 91	FISCAL 92	FISCAL 93	FISCAL 94	FISCAL 95	FISCAL 96
AGRICULTURE	\$59,651	\$48,114	\$39,165	\$57,098	\$63,708	\$51,566
MINING	\$13,712	\$24,082	\$32,473	\$20,317	\$61,062	\$51,909
CONSTRUCTION	\$158,102	\$207,138	\$233,764	\$286,264	\$349,218	\$354,418
MANUFACTURING	\$357,300	\$356,751	\$327,003	\$415,359	\$497,357	\$405,180
TRANSPORTATION	\$915,026	\$923,690	\$969,016	\$1,196,897	\$1,369,049	\$1,413,270
WHOLESALE TRADE	\$505,844	\$518,414	\$581,494	\$658,807	\$680,009	\$630,634
RETAIL TRADE	\$5,687,525	\$6,143,207	\$6,440,969	\$7,643,667	\$7,998,500	\$8,177,496
FINANCE	\$5,325	\$6,666	\$9,319	\$8,907	\$9,672	\$11,983
SERVICE	\$976,901	\$1,068,297	\$1,223,461	\$1,618,193	\$1,832,231	\$1,823,629
PUBLIC ADM	\$1,070,969	\$1,182,158	\$1,419,957	\$1,631,206	\$1,803,188	\$1,816,754
TOTAL	\$9,750,355	\$10,478,517	\$11,276,621	\$13,536,717	\$14,663,994	\$14,736,838

Note: Penalty & Interest monies are excluded in this table. Their collections amounted to \$37,448 in Fiscal Year 1996.

Source: State of Wyoming, Department of Revenue

SALES TAX COLLECTIONS

SUBLETTE

SUBLETTE

INDUSTRIAL SECTOR	FISCAL 85	FISCAL 86	FISCAL 87	FISCAL 88	FISCAL 89	FISCAL 90
AGRICULTURE	\$1,068	\$547	\$411	\$322	\$245	\$652
MINING	\$95,957	\$64,589	\$107,687	\$43,840	\$61,085	\$77,769
CONSTRUCTION	\$165,833	\$955,533	\$234,256	\$30,048	\$28,112	\$30,782
MANUFACTURING	\$46,689	\$52,594	\$26,194	\$36,652	\$43,615	\$82,780
TRANSPORTATION	\$138,036	\$172,812	\$183,109	\$143,599	\$149,005	\$141,389
WHOLESALE TRADE	\$262,202	\$111,085	\$41,976	\$38,888	\$54,724	\$60,543
RETAIL TRADE	\$580,820	\$733,612	\$575,351	\$455,830	\$499,037	\$568,805
FINANCE	\$1,671	\$2,857	\$2,307	\$789	\$899	\$862
SERVICE	\$146,032	\$179,948	\$100,183	\$96,516	\$99,288	\$141,172
PUBLIC ADM	\$163,912	\$185,749	\$68,211	\$61,083	\$143,145	\$131,753
TOTAL	\$1,602,231	\$2,459,339	\$1,339,699	\$907,567	\$1,079,157	\$1,236,507

INDUSTRIAL SECTOR	FISCAL 91	FISCAL 92	FISCAL 93	FISCAL 94	FISCAL 95	FISCAL 96
AGRICULTURE	\$777	\$2,426	\$2,362	\$4,843	\$6,439	\$5,133
MINING	\$71,513	\$154,498	\$86,489	\$113,582	\$191,806	\$109,025
CONSTRUCTION	\$34,237	\$36,675	\$37,982	\$71,130	\$71,760	\$75,812
MANUFACTURING	\$93,967	\$64,544	\$84,163	\$117,732	\$86,596	\$53,641
TRANSPORTATION	\$177,446	\$171,392	\$175,945	\$224,648	\$274,089	\$353,890
WHOLESALE TRADE	\$47,567	\$53,385	\$82,255	\$111,469	\$128,837	\$65,080
RETAIL TRADE	\$660,576	\$645,265	\$636,478	\$940,065	\$1,071,588	\$1,086,223
FINANCE	\$878	\$704	\$499	\$0	\$0	\$0
SERVICE	\$167,583	\$159,905	\$156,969	\$227,159	\$262,826	\$277,104
PUBLIC ADM	\$86,934	\$83,777	\$87,291	\$111,855	\$148,122	\$134,268
TOTAL	\$1,341,478	\$1,372,572	\$1,350,432	\$1,922,483	\$2,242,063	\$2,160,175

Note: Penalty & Interest monies are excluded in this table. Their collections amounted to \$11,287 in Fiscal Year 1996.

Source: State of Wyoming, Department of Revenue

SALES TAX COLLECTIONS

SWEETWATER

SWEETWATER

INDUSTRIAL SECTOR	FISCAL 85	FISCAL 86	FISCAL 87	FISCAL 88	FISCAL 89	FISCAL 90
AGRICULTURE	\$7,236	\$7,719	\$6,306	\$14,779	\$19,370	\$27,230
MINING	\$1,739,567	\$2,196,727	\$3,937,528	\$1,358,370	\$1,588,037	\$2,674,959
CONSTRUCTION	\$243,340	\$315,708	\$258,356	\$324,212	\$378,907	\$374,864
MANUFACTURING	\$553,141	\$510,786	\$355,178	\$679,653	\$564,022	\$722,554
TRANSPORTATION	\$1,270,186	\$1,335,830	\$1,790,679	\$981,439	\$1,357,452	\$1,392,034
WHOLESALE TRADE	\$2,160,781	\$2,158,445	\$1,422,142	\$1,531,592	\$1,525,474	\$1,865,895
RETAIL TRADE	\$6,929,200	\$7,919,057	\$7,074,883	\$6,398,084	\$6,393,019	\$7,035,859
FINANCE	\$5,447	\$705	\$901	\$38	\$201	\$224
SERVICE	\$1,660,041	\$1,939,066	\$1,443,624	\$1,504,586	\$1,613,466	\$1,832,329
PUBLIC ADM	\$1,354,076	\$1,575,480	\$1,502,738	\$1,385,563	\$1,458,391	\$1,677,265
TOTAL	\$15,923,031	\$17,959,536	\$17,792,348	\$14,178,316	\$14,898,338	\$17,603,214

INDUSTRIAL SECTOR	FISCAL 91	FISCAL 92	FISCAL 93	FISCAL 94	FISCAL 95	FISCAL 96
AGRICULTURE	\$29,029	\$32,583	\$24,549	\$28,113	\$31,383	\$32,897
MINING	\$2,921,328	\$2,666,889	\$3,115,843	\$4,302,954	\$5,180,306	\$4,549,987
CONSTRUCTION	\$475,273	\$957,922	\$537,069	\$628,644	\$828,895	\$668,207
MANUFACTURING	\$833,116	\$822,262	\$938,902	\$1,079,293	\$1,385,828	\$1,330,376
TRANSPORTATION	\$1,932,531	\$1,773,796	\$1,928,551	\$2,422,996	\$2,322,720	\$2,035,649
WHOLESALE TRADE	\$1,966,483	\$1,820,954	\$2,127,580	\$2,356,491	\$2,613,268	\$2,127,358
RETAIL TRADE	\$7,945,077	\$8,492,138	\$8,841,205	\$10,966,328	\$11,704,229	\$12,022,174
FINANCE	\$204	\$35	\$219	\$1,966	\$1,730	\$5,966
SERVICE	\$2,084,400	\$2,128,279	\$2,471,541	\$3,146,455	\$3,270,107	\$2,934,316
PUBLIC ADM	\$1,658,461	\$1,770,274	\$1,891,514	\$2,416,906	\$2,921,189	\$2,726,036
TOTAL	\$19,845,903	\$20,465,133	\$21,876,973	\$27,350,146	\$30,259,655	\$28,432,965

Note: Penalty & Interest monies are excluded in this table. Their collections amounted to \$84,008 in Fiscal Year 1996.

Source: State of Wyoming, Department of Revenue

SALES TAX COLLECTIONS

TETON

TETON

INDUSTRIAL SECTOR	FISCAL 85	FISCAL 86	FISCAL 87	FISCAL 88	FISCAL 89	FISCAL 90
AGRICULTURE	\$70,773	\$90,850	\$108,159	\$91,483	\$122,254	\$124,680
MINING	\$4,271	\$5,806	\$4,816	\$9,224	\$8,292	\$8,777
CONSTRUCTION	\$157,833	\$176,934	\$200,513	\$182,904	\$308,385	\$405,699
MANUFACTURING	\$122,293	\$141,736	\$174,032	\$222,337	\$268,653	\$253,018
TRANSPORTATION	\$562,589	\$664,027	\$731,081	\$616,232	\$759,544	\$770,926
WHOLESALE TRADE	\$59,005	\$66,154	\$93,367	\$102,471	\$153,409	\$196,270
RETAIL TRADE	\$4,038,618	\$4,417,125	\$6,383,957	\$5,798,295	\$7,258,812	\$7,657,503
FINANCE	\$112,635	\$159,773	\$209,664	\$251,596	\$316,511	\$333,431
SERVICE	\$1,761,477	\$1,905,517	\$2,582,045	\$2,318,995	\$3,047,659	\$3,080,476
PUBLIC ADM	\$260,012	\$254,592	\$350,961	\$298,652	\$368,703	\$457,353
TOTAL	\$7,149,518	\$7,882,538	\$10,838,639	\$9,892,189	\$12,612,223	\$13,288,134

INDUSTRIAL SECTOR	FISCAL 91	FISCAL 92	FISCAL 93	FISCAL 94	FISCAL 95	FISCAL 96
AGRICULTURE	\$175,064	\$182,940	\$195,779	\$243,120	\$245,882	\$275,705
MINING	\$12,939	\$15,263	\$17,174	\$18,755	\$37,349	\$46,119
CONSTRUCTION	\$502,108	\$491,736	\$545,742	\$764,924	\$763,501	\$731,095
MANUFACTURING	\$312,969	\$369,405	\$390,471	\$461,350	\$513,516	\$516,129
TRANSPORTATION	\$965,992	\$1,015,870	\$1,130,047	\$1,405,602	\$1,465,329	\$1,472,427
WHOLESALE TRADE	\$280,505	\$238,431	\$300,053	\$220,449	\$257,226	\$271,285
RETAIL TRADE	\$8,857,251	\$10,612,141	\$11,778,690	\$15,277,849	\$16,590,646	\$17,237,849
FINANCE	\$424,993	\$427,605	\$467,336	\$514,210	\$531,006	\$596,528
SERVICE	\$4,018,563	\$4,397,446	\$4,853,558	\$5,857,235	\$6,166,704	\$6,745,493
PUBLIC ADM	\$565,730	\$562,638	\$651,846	\$784,328	\$917,024	\$1,054,445
TOTAL	\$16,116,115	\$18,313,474	\$20,330,697	\$25,547,822	\$27,488,183	\$28,947,076

Note: Penalty & Interest monies are excluded in this table. Their collections amounted to \$102,805 in Fiscal Year 1996.

Source: State of Wyoming, Department of Revenue

SALES TAX COLLECTIONS

UINTA

UINTA

INDUSTRIAL SECTOR	FISCAL 85	FISCAL 86	FISCAL 87	FISCAL 88	FISCAL 89	FISCAL 90
AGRICULTURE	\$41,897	\$34,329	\$23,737	\$28,648	\$40,651	\$58,070
MINING	\$1,279,029	\$856,221	\$309,407	\$416,020	\$387,011	\$491,534
CONSTRUCTION	\$592,097	\$549,500	\$1,174,041	\$279,170	\$383,816	\$292,529
MANUFACTURING	\$1,065,686	\$699,657	\$208,909	\$603,152	\$549,032	\$290,436
TRANSPORTATION	\$2,031,856	\$2,331,743	\$2,341,764	\$2,246,800	\$387,592	\$65,628
WHOLESALE TRADE	\$790,512	\$949,044	\$815,783	\$937,734	\$999,509	\$995,717
RETAIL TRADE	\$3,583,568	\$3,435,879	\$3,519,558	\$2,702,341	\$2,591,135	\$2,543,660
FINANCE	\$2,387	\$1,800	\$1,432	\$1,796	\$1,326	\$2,161
SERVICE	\$1,205,928	\$1,004,069	\$656,971	\$749,443	\$758,032	\$924,095
PUBLIC ADM	\$430,055	\$411,038	\$377,317	\$351,715	\$362,596	\$386,569
TOTAL	\$11,023,031	\$10,273,293	\$9,488,928	\$8,316,819	\$6,460,700	\$6,050,398

INDUSTRIAL SECTOR	FISCAL 91	FISCAL 92	FISCAL 93	FISCAL 94	FISCAL 95	FISCAL 96
AGRICULTURE	\$67,705	\$63,948	\$53,704	\$63,557	\$49,145	\$47,256
MINING	\$418,110	\$446,802	\$653,889	\$890,157	\$783,643	\$831,064
CONSTRUCTION	\$334,347	\$347,702	\$311,081	\$503,876	\$563,611	\$537,162
MANUFACTURING	\$20,923	\$392,886	\$168,481	\$335,492	\$276,005	\$284,701
TRANSPORTATION	\$1,277,958	\$1,305,153	\$1,156,645	\$1,815,945	\$1,460,855	\$1,545,446
WHOLESALE TRADE	\$1,072,312	\$923,912	\$1,103,936	\$1,427,306	\$1,190,886	\$989,013
RETAIL TRADE	\$2,900,143	\$3,130,044	\$3,257,568	\$4,085,065	\$4,546,984	\$4,598,927
FINANCE	\$1,483	\$1,461	\$2,016	\$3,176	\$1,937	\$1,581
SERVICE	\$983,371	\$1,054,046	\$963,615	\$1,281,879	\$1,317,203	\$1,244,979
PUBLIC ADM	\$467,644	\$483,702	\$516,714	\$618,249	\$714,516	\$734,898
TOTAL	\$7,543,995	\$8,149,656	\$8,187,649	\$11,024,701	\$10,904,785	\$10,815,027

Note: Penalty & Interest monies are excluded in this table. Their collections amounted to \$31,612 in Fiscal Year 1996.

Source: State of Wyoming, Department of Revenue

SALES TAX COLLECTIONS

<u>WASHAKIE</u>		<u>WASHAKIE</u>									
INDUSTRIAL SECTOR	FISCAL 85	FISCAL 86	FISCAL 87	FISCAL 88	FISCAL 89	FISCAL 90					
AGRICULTURE	\$9,060	\$5,683	\$5,955	\$5,478	\$4,603	\$5,648					
MINING	\$332,368	\$248,125	\$64,456	\$134,789	\$157,745	\$143,700					
CONSTRUCTION	\$82,654	\$69,781	\$35,170	\$42,154	\$43,767	\$34,735					
MANUFACTURING	\$56,806	\$65,293	\$52,112	\$84,252	\$90,664	\$98,747					
TRANSPORTATION	\$289,065	\$305,392	\$256,616	\$275,927	\$301,812	\$258,135					
WHOLESALE TRADE	\$197,752	\$166,080	\$124,790	\$138,861	\$131,126	\$125,706					
RETAIL TRADE	\$1,270,400	\$1,227,542	\$1,104,036	\$1,041,354	\$1,030,314	\$1,083,303					
FINANCE	\$154	\$1,193	\$6,250	\$27	\$2,808	\$282					
SERVICE	\$238,347	\$219,662	\$147,791	\$160,205	\$154,515	\$154,559					
PUBLIC ADM	\$254,642	\$239,621	\$196,127	\$235,067	\$259,758	\$324,473					
TOTAL	\$2,731,260	\$2,548,387	\$1,993,317	\$2,118,114	\$2,177,111	\$2,229,287					

<u>WASHAKIE</u>		<u>WASHAKIE</u>									
INDUSTRIAL SECTOR	FISCAL 91	FISCAL 92	FISCAL 93	FISCAL 94	FISCAL 95	FISCAL 96					
AGRICULTURE	\$6,158	\$7,928	\$8,182	\$11,180	\$12,809	\$11,156					
MINING	\$161,625	\$191,391	\$198,390	\$230,036	\$278,536	\$805,328					
CONSTRUCTION	\$31,533	\$47,029	\$39,485	\$52,688	\$52,846	\$70,131					
MANUFACTURING	\$103,584	\$103,582	\$102,746	\$173,471	\$143,814	\$110,127					
TRANSPORTATION	\$282,023	\$261,588	\$284,470	\$343,159	\$499,658	\$582,896					
WHOLESALE TRADE	\$146,482	\$134,958	\$140,980	\$259,830	\$185,205	\$233,107					
RETAIL TRADE	\$1,124,786	\$1,255,258	\$1,310,087	\$1,654,591	\$1,685,697	\$1,786,282					
FINANCE	\$546	\$113	\$234	\$598	\$267	\$78					
SERVICE	\$166,645	\$178,514	\$160,969	\$222,332	\$263,421	\$293,112					
PUBLIC ADM	\$327,319	\$400,744	\$387,799	\$476,577	\$463,685	\$490,024					
TOTAL	\$2,350,700	\$2,581,105	\$2,633,342	\$3,424,462	\$3,585,938	\$4,382,239					

Note: Penalty & Interest monies are excluded in this table. Their collections amounted to \$9,276 in Fiscal Year 1996.

Source: State of Wyoming, Department of Revenue

SALES TAX COLLECTIONS

WESTON

WESTON

INDUSTRIAL SECTOR	FISCAL 85	FISCAL 86	FISCAL 87	FISCAL 88	FISCAL 89	FISCAL 90
AGRICULTURE	\$2,139	\$1,224	\$1,282	\$2,596	\$3,761	\$3,548
MINING	\$446,595	\$333,151	\$154,114	\$265,501	\$242,586	\$279,766
CONSTRUCTION	\$32,854	\$31,058	\$25,792	\$34,369	\$35,659	\$28,778
MANUFACTURING	\$94,802	\$44,917	\$24,829	\$21,783	\$37,126	\$32,575
TRANSPORTATION	\$251,048	\$252,747	\$231,966	\$207,588	\$201,354	\$249,015
WHOLESALE TRADE	\$143,377	\$131,248	\$65,854	\$58,311	\$80,592	\$68,626
RETAIL TRADE	\$1,032,719	\$977,772	\$862,967	\$842,901	\$844,801	\$861,339
FINANCE	\$9,910	\$27	\$328	\$409	\$13	\$2
SERVICE	\$182,629	\$184,259	\$144,275	\$155,061	\$153,841	\$143,183
PUBLIC ADM	\$200,876	\$169,802	\$159,399	\$187,940	\$213,867	\$193,706
TOTAL	\$2,396,949	\$2,126,205	\$1,670,806	\$1,776,459	\$1,813,600	\$1,860,538

INDUSTRIAL SECTOR	FISCAL 91	FISCAL 92	FISCAL 93	FISCAL 94	FISCAL 95	FISCAL 96
AGRICULTURE	\$3,841	\$4,705	\$5,364	\$12,096	\$8,574	\$9,066
MINING	\$314,951	\$331,267	\$353,766	\$461,201	\$427,497	\$465,347
CONSTRUCTION	\$32,890	\$31,340	\$31,540	\$51,905	\$59,651	\$86,281
MANUFACTURING	\$59,150	\$35,541	\$43,435	\$53,251	\$60,622	\$67,789
TRANSPORTATION	\$260,436	\$248,845	\$303,385	\$427,761	\$322,626	\$361,234
WHOLESALE TRADE	\$84,574	\$76,998	\$63,769	\$52,761	\$47,102	\$67,498
RETAIL TRADE	\$893,479	\$904,246	\$886,086	\$1,130,413	\$1,222,635	\$1,195,370
FINANCE	\$10	\$248	\$0	\$30	\$7	\$7
SERVICE	\$134,610	\$148,208	\$158,408	\$205,454	\$226,824	\$220,852
PUBLIC ADM	\$242,969	\$222,562	\$259,376	\$309,823	\$356,307	\$351,566
TOTAL	\$2,026,911	\$2,003,960	\$2,105,129	\$2,704,696	\$2,731,845	\$2,825,010

Note: Penalty & Interest monies are excluded in this table. Their collections amounted to \$7,237 in Fiscal Year 1996.

Source: State of Wyoming, Department of Revenue

SALES TAX COLLECTIONS

OUT OF STATE

OUT OF STATE

INDUSTRIAL SECTOR	FISCAL 85	FISCAL 86	FISCAL 87	FISCAL 88	FISCAL 89	FISCAL 90
AGRICULTURE	\$10,542	\$8,774	\$6,179	\$7,729	\$5,275	\$4,775
MINING	\$2,951,531	\$1,893,624	\$722,645	\$970,144	\$1,289,815	\$951,809
CONSTRUCTION	\$550,112	\$774,566	\$357,503	\$464,372	\$366,126	\$607,219
MANUFACTURING	\$2,580,898	\$2,133,734	\$1,433,259	\$1,869,766	\$2,198,680	\$2,528,348
TRANSPORTATION	\$1,199,625	\$1,189,938	\$636,169	\$464,843	\$547,707	\$685,211
WHOLESALE TRADE	\$5,061,827	\$4,392,849	\$2,913,545	\$3,874,209	\$3,596,076	\$4,169,017
RETAIL TRADE	\$1,699,184	\$1,918,691	\$2,067,555	\$1,676,695	\$2,088,771	\$2,238,911
FINANCE	\$271,421	\$333,434	\$386,761	\$300,469	\$260,665	\$236,756
SERVICE	\$2,888,778	\$3,106,459	\$2,560,943	\$2,898,839	\$3,202,460	\$3,691,830
PUBLIC ADM	-	-	-	\$81	\$447	\$2,393
TOTAL	\$17,213,918	\$15,752,069	\$11,084,559	\$12,527,147	\$13,556,023	\$15,116,270

INDUSTRIAL SECTOR	FISCAL 91	FISCAL 92	FISCAL 93	FISCAL 94	FISCAL 95	FISCAL 96
AGRICULTURE	\$5,928	\$13,383	\$12,038	\$20,535	\$21,804	\$44,838
MINING	\$1,417,702	\$1,264,494	\$1,690,708	\$2,146,258	\$1,737,596	\$901,345
CONSTRUCTION	\$797,310	\$622,174	\$776,834	\$1,038,228	\$1,043,416	\$1,554,990
MANUFACTURING	\$2,775,801	\$2,852,805	\$2,602,453	\$3,453,311	\$4,749,042	\$4,868,341
TRANSPORTATION	\$629,006	\$295,938	\$371,246	\$508,312	\$497,294	\$1,001,807
WHOLESALE TRADE	\$4,766,860	\$5,421,886	\$4,810,878	\$6,325,352	\$6,587,456	\$6,721,678
RETAIL TRADE	\$2,349,588	\$2,238,808	\$2,752,753	\$3,418,498	\$4,005,683	\$4,418,335
FINANCE	\$204,677	\$247,900	\$241,574	\$449,925	\$573,692	\$787,874
SERVICE	\$7,989,362	\$3,914,632	\$4,432,109	\$5,539,092	\$6,328,162	\$6,827,638
PUBLIC ADM	(\$112)	\$3,701,948	\$6,601,505	\$7,503,448	\$8,500,217	\$6,497,483
TOTAL	\$20,936,122	\$20,573,970	\$24,292,097	\$30,402,958	\$34,044,362	\$33,624,328

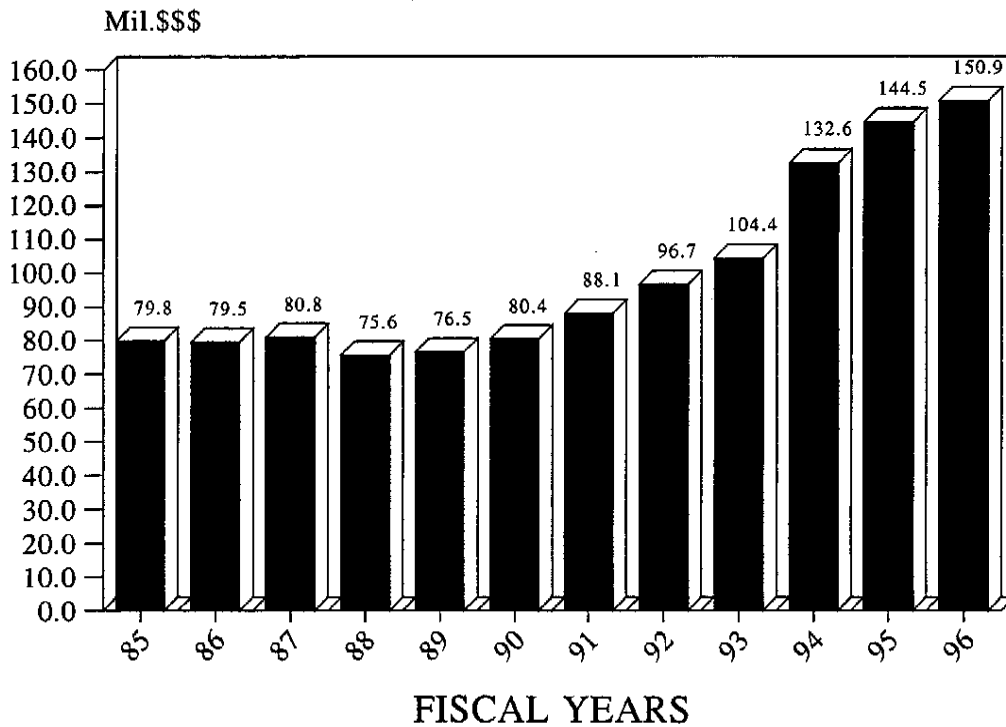
Note: Penalty & Interest monies are excluded in this table. Their collections amounted to \$46,193 in Fiscal Year 1996.

Source: State of Wyoming, Department of Revenue

SECTION II

RETAIL SALES TAX COLLECTIONS

TOTAL RETAIL SALES TAX COLLECTIONS*
Fiscal Years 1985 - 1996



* Includes state sales taxes plus all local optional and capital facilities sales taxes

TOTAL

RETAIL TAX COLLECTIONS BY COUNTY

TOTAL

	FY 1985	FY 1986	FY 1987	FY 1988	FY 1989	FY 1990
ALBANY	\$3,018,089	\$3,001,801	\$3,846,001	\$4,795,366	\$4,675,156	\$4,722,874
BIG HORN	\$880,178	\$866,663	\$798,327	\$810,448	\$825,325	\$853,411
CAMPBELL	\$7,142,717	\$6,714,681	\$5,525,596	\$5,596,986	\$5,437,731	\$5,657,538
CARBON	\$2,711,649	\$2,535,224	\$2,350,497	\$2,253,844	\$2,336,194	\$2,519,583
CONVERSE	\$1,853,942	\$1,674,881	\$1,463,984	\$1,416,073	\$1,352,443	\$1,413,427
CROOK	\$583,684	\$574,050	\$535,528	\$545,650	\$544,165	\$610,063
FREMONT	\$4,075,598	\$3,791,549	\$3,572,770	\$3,557,698	\$3,667,477	\$3,828,169
GOSHEN	\$1,452,801	\$1,337,750	\$1,260,286	\$1,210,937	\$1,521,336	\$1,665,323
HOT SPRINGS	\$796,422	\$739,543	\$638,185	\$628,111	\$610,531	\$592,080
JOHNSON	\$1,078,613	\$1,032,253	\$927,647	\$873,215	\$896,751	\$952,628
LARAMIE	\$11,775,654	\$13,159,034	\$17,382,745	\$14,877,798	\$13,217,081	\$12,455,755
LINCOLN	\$1,602,565	\$1,826,447	\$1,416,875	\$1,127,672	\$1,243,412	\$1,384,983
NATRONA	\$13,980,690	\$13,295,537	\$12,102,446	\$11,553,956	\$11,643,397	\$11,853,732
NIobrara	\$385,168	\$328,911	\$312,102	\$279,705	\$275,225	\$346,681
PARK	\$3,922,367	\$3,753,740	\$3,280,989	\$3,359,245	\$3,471,436	\$3,781,776
PLATTE	\$945,824	\$925,573	\$826,461	\$799,967	\$756,458	\$870,754
SHERIDAN	\$4,525,127	\$3,328,695	\$3,014,154	\$3,012,640	\$3,356,484	\$4,875,274
SUBLETTE	\$580,820	\$733,612	\$575,351	\$455,830	\$499,037	\$568,805
SWEETWATER	\$6,929,200	\$7,919,057	\$7,074,883	\$6,398,084	\$6,393,019	\$7,035,859
TETON	\$4,038,618	\$4,417,125	\$6,383,956	\$5,798,295	\$7,258,812	\$7,657,503
UINTA	\$3,583,568	\$3,435,879	\$3,519,558	\$2,702,341	\$2,591,135	\$2,543,660
WASHAKIE	\$1,270,400	\$1,227,542	\$1,104,036	\$1,041,354	\$1,030,314	\$1,083,303
WESTON	\$1,032,719	\$977,772	\$862,967	\$842,901	\$844,801	\$861,339
OUT OF STATE	\$1,699,184	\$1,918,691	\$2,067,555	\$1,676,695	\$2,088,771	\$2,238,911
STATE OF WYOMING	\$79,779,486	\$79,516,182	\$80,842,899	\$75,617,636	\$76,539,866	\$80,375,503

Source: State of Wyoming, Department of Revenue

TOTAL

RETAIL TAX COLLECTIONS BY COUNTY

TOTAL

	FY 1991	FY 1992	FY 1993	FY 1994	FY 1995	FY 1996
ALBANY	\$5,799,614	\$6,375,951	\$6,984,605	\$8,418,960	\$9,294,257	\$9,646,996
BIG HORN	\$870,536	\$934,654	\$1,146,203	\$1,383,697	\$1,534,981	\$1,559,732
CAMPBELL	\$5,740,196	\$6,167,337	\$6,465,254	\$8,423,849	\$9,171,786	\$9,862,294
CARBON	\$2,590,682	\$2,610,175	\$2,628,113	\$3,373,655	\$3,542,578	\$3,655,213
CONVERSE	\$1,413,601	\$1,470,999	\$1,460,204	\$1,753,039	\$1,990,424	\$2,048,239
CROOK	\$646,453	\$628,812	\$547,989	\$763,874	\$848,493	\$930,345
FREMONT	\$4,186,913	\$4,517,839	\$4,686,478	\$6,174,428	\$7,380,395	\$8,942,336
GOSHEN	\$1,441,470	\$1,850,215	\$1,826,971	\$2,086,196	\$2,173,419	\$2,095,734
HOT SPRINGS	\$607,207	\$614,372	\$610,061	\$738,476	\$779,826	\$836,433
JOHNSON	\$1,019,219	\$1,031,667	\$1,041,002	\$1,400,489	\$1,456,909	\$1,547,794
LARAMIE	\$13,279,852	\$16,566,572	\$18,892,046	\$23,880,623	\$25,742,416	\$26,158,417
LINCOLN	\$1,465,371	\$1,520,581	\$1,657,954	\$2,142,727	\$2,321,387	\$2,259,743
NATRONA	\$12,445,395	\$13,346,563	\$14,497,256	\$19,077,556	\$20,507,404	\$21,274,631
NIobrara	\$334,987	\$338,159	\$371,903	\$434,687	\$434,894	\$448,119
PARK	\$4,734,350	\$4,322,477	\$4,548,200	\$6,167,794	\$6,965,704	\$7,389,637
PLATTE	\$1,073,176	\$1,004,490	\$1,111,295	\$1,298,275	\$1,512,710	\$1,698,413
SHERIDAN	\$5,687,525	\$6,143,207	\$6,440,969	\$7,643,667	\$7,998,500	\$8,177,496
SUBLETTE	\$660,576	\$645,265	\$636,478	\$940,065	\$1,071,588	\$1,086,223
SWEETWATER	\$7,945,077	\$8,492,138	\$8,841,205	\$10,966,328	\$11,704,229	\$12,022,174
TETON	\$8,857,251	\$10,612,141	\$11,778,690	\$15,277,849	\$16,590,646	\$17,237,849
UINTA	\$2,900,143	\$3,130,044	\$3,257,568	\$4,085,065	\$4,546,984	\$4,598,927
WASHAKIE	\$1,124,786	\$1,255,258	\$1,310,087	\$1,654,591	\$1,685,697	\$1,786,282
WESTON	\$893,479	\$904,246	\$886,086	\$1,130,413	\$1,222,635	\$1,195,370
OUT OF STATE	\$2,349,588	\$2,238,808	\$2,752,753	\$3,418,498	\$4,005,683	\$4,418,335
STATE OF WYOMING	\$88,068,555	\$96,726,414	\$104,380,347	\$132,636,276	\$144,487,348	\$150,879,802

Source: State of Wyoming, Department of Revenue

RETAIL SALES TAX COLLECTIONS

RETAIL SECTOR	FISCAL 85	FISCAL 86	FISCAL 87	FISCAL 88	FISCAL 89	FISCAL 90
BLDG. & HARDWARE	\$7,664,003	\$6,958,320	\$6,162,362	\$5,537,682	\$5,689,568	\$6,176,642
GEN. MERCHANDISE	\$10,150,383	\$10,660,104	\$11,461,531	\$10,167,685	\$10,293,247	\$10,744,982
FOOD STORES	\$22,189,754	\$22,257,429	\$20,787,410	\$19,346,754	\$19,279,324	\$19,937,826
AUTO SERVICE	\$9,362,311	\$8,871,690	\$8,068,728	\$8,421,295	\$8,390,335	\$8,740,308
APPAREL	\$3,601,811	\$3,670,020	\$3,595,845	\$3,499,994	\$3,449,687	\$3,678,766
FURNITURE	\$3,113,082	\$3,004,401	\$3,089,426	\$2,816,050	\$2,849,792	\$2,988,997
RESTAURANTS	\$12,046,306	\$12,386,425	\$12,976,938	\$12,798,115	\$12,907,285	\$13,959,399
MISC. STORES	\$11,651,836	\$11,707,793	\$14,700,659	\$13,030,061	\$13,680,628	\$14,148,583
RETAIL TOTAL	\$79,779,486	\$79,516,182	\$80,842,899	\$75,617,636	\$76,539,866	\$80,375,503

RETAIL SECTOR	FISCAL 91	FISCAL 92	FISCAL 93	FISCAL 94	FISCAL 95	FISCAL 96
BLDG. & HARDWARE	\$6,787,635	\$7,844,135	\$8,678,321	\$12,261,738	\$13,700,018	\$14,793,166
GEN. MERCHANDISE	\$13,150,909	\$16,774,646	\$18,177,479	\$22,261,675	\$24,569,400	\$25,545,810
FOOD STORES	\$22,783,401	\$24,699,022	\$25,882,358	\$30,119,238	\$32,036,229	\$33,139,606
AUTO SERVICE	\$9,048,068	\$9,074,044	\$9,376,174	\$12,319,891	\$13,825,264	\$14,301,969
APPAREL	\$3,927,683	\$4,294,421	\$5,635,607	\$6,792,409	\$7,080,101	\$7,086,544
FURNITURE	\$3,277,237	\$3,590,560	\$3,884,389	\$5,065,797	\$5,810,519	\$5,959,274
RESTAURANTS	\$15,869,924	\$17,988,673	\$19,185,769	\$24,693,617	\$26,593,182	\$27,927,864
MISC. STORES	\$13,223,698	\$12,460,913	\$13,560,250	\$19,121,911	\$20,872,635	\$22,125,569
RETAIL TOTAL	\$88,068,555	\$96,726,414	\$104,380,347	\$132,636,276	\$144,487,348	\$150,879,802

Source: State of Wyoming, Department of Revenue

ALBANY

RETAIL SALES TAX COLLECTIONS

ALBANY

RETAIL SECTOR	FISCAL 85	FISCAL 86	FISCAL 87	FISCAL 88	FISCAL 89	FISCAL 90
BLDG. & HARDWARE	\$217,769	\$185,169	\$203,450	\$265,112	\$251,712	\$243,888
GEN. MERCHANDISE	\$147,060	\$129,527	\$153,070	\$159,447	\$143,306	\$202,914
FOOD STORES	\$968,624	\$952,266	\$1,124,142	\$1,377,294	\$1,303,572	\$1,330,222
AUTO SERVICE	\$293,938	\$288,058	\$367,564	\$543,157	\$523,403	\$501,961
APPAREL	\$174,741	\$160,171	\$176,154	\$229,011	\$220,968	\$209,317
FURNITURE	\$121,643	\$123,597	\$128,689	\$189,297	\$194,389	\$192,290
RESTAURANTS	\$577,864	\$617,608	\$738,911	\$955,410	\$936,831	\$946,704
MISC. STORES	\$516,450	\$545,405	\$954,021	\$1,076,638	\$1,100,975	\$1,095,578
RETAIL TOTAL	\$3,018,089	\$3,001,801	\$3,846,001	\$4,795,366	\$4,675,156	\$4,722,874

RETAIL SECTOR	FISCAL 91	FISCAL 92	FISCAL 93	FISCAL 94	FISCAL 95	FISCAL 96
BLDG. & HARDWARE	\$271,734	\$345,168	\$373,809	\$453,875	\$521,446	\$586,567
GEN. MERCHANDISE	\$770,568	\$1,157,248	\$1,205,309	\$1,460,657	\$1,613,078	\$1,680,900
FOOD STORES	\$1,663,383	\$1,784,332	\$2,046,099	\$2,251,449	\$2,377,416	\$2,461,080
AUTO SERVICE	\$570,470	\$581,253	\$553,722	\$790,579	\$966,050	\$956,722
APPAREL	\$232,004	\$257,567	\$389,967	\$449,330	\$445,088	\$447,886
FURNITURE	\$196,955	\$212,596	\$224,222	\$276,259	\$454,296	\$487,344
RESTAURANTS	\$1,114,810	\$1,192,476	\$1,249,861	\$1,526,453	\$1,603,733	\$1,711,584
MISC. STORES	\$979,690	\$845,311	\$941,616	\$1,210,358	\$1,313,150	\$1,314,913
RETAIL TOTAL	\$5,799,614	\$6,375,951	\$6,984,605	\$8,418,960	\$9,294,257	\$9,646,996

Source: State of Wyoming, Department of Revenue

RETAIL SALES TAX COLLECTIONS

RETAIL SECTOR	FISCAL 85	FISCAL 86	FISCAL 87	FISCAL 88	FISCAL 89	FISCAL 90
BLDG. & HARDWARE	\$102,095	\$95,891	\$80,152	\$70,906	\$72,810	\$79,585
GEN. MERCHANDISE	\$59,833	\$52,646	\$41,182	\$37,125	\$36,952	\$37,059
FOOD STORES	\$338,464	\$354,924	\$327,230	\$326,604	\$313,372	\$326,860
AUTO SERVICE	\$74,440	\$69,477	\$64,881	\$74,628	\$74,801	\$69,687
APPAREL	\$66,951	\$61,783	\$60,551	\$63,093	\$63,048	\$66,387
FURNITURE	\$24,839	\$22,964	\$25,283	\$18,761	\$20,267	\$28,494
RESTAURANTS	\$109,208	\$101,455	\$98,636	\$107,074	\$101,869	\$107,085
MISC. STORES	\$104,348	\$107,523	\$100,412	\$112,257	\$142,206	\$138,254
RETAIL TOTAL	\$880,178	\$866,663	\$798,327	\$810,448	\$825,325	\$853,411

RETAIL SECTOR	FISCAL 91	FISCAL 92	FISCAL 93	FISCAL 94	FISCAL 95	FISCAL 96
BLDG. & HARDWARE	\$82,314	\$90,316	\$136,937	\$182,867	\$238,913	\$253,395
GEN. MERCHANDISE	\$33,697	\$32,235	\$41,928	\$21,531	\$17,043	\$15,240
FOOD STORES	\$317,422	\$386,504	\$444,275	\$545,436	\$582,078	\$599,621
AUTO SERVICE	\$90,742	\$118,680	\$158,210	\$184,500	\$192,205	\$208,315
APPAREL	\$45,784	\$14,503	\$18,696	\$16,694	\$19,068	\$18,628
FURNITURE	\$30,079	\$33,750	\$39,795	\$60,392	\$56,336	\$56,980
RESTAURANTS	\$122,275	\$128,303	\$177,089	\$221,540	\$260,288	\$243,055
MISC. STORES	\$148,223	\$130,363	\$129,273	\$150,737	\$169,050	\$164,498
RETAIL TOTAL	\$870,536	\$934,654	\$1,146,203	\$1,383,697	\$1,534,981	\$1,559,732

Source: State of Wyoming, Department of Revenue

RETAIL SALES TAX COLLECTIONS

RETAIL SECTOR	FISCAL 85	FISCAL 86	FISCAL 87	FISCAL 88	FISCAL 89	FISCAL 90
BLDG. & HARDWARE	\$565,980	\$504,626	\$315,980	\$285,191	\$292,699	\$315,612
GEN. MERCHANDISE	\$691,846	\$708,631	\$614,286	\$669,453	\$742,762	\$749,234
FOOD STORES	\$2,037,210	\$1,913,223	\$1,380,720	\$1,443,710	\$1,323,509	\$1,382,458
AUTO SERVICE	\$1,212,799	\$1,056,112	\$828,246	\$862,773	\$820,093	\$860,514
APPAREL	\$312,118	\$311,244	\$242,532	\$212,458	\$205,510	\$215,049
FURNITURE	\$320,253	\$257,458	\$249,930	\$221,755	\$231,987	\$214,696
RESTAURANTS	\$961,131	\$971,333	\$800,592	\$831,913	\$798,941	\$895,630
MISC. STORES	\$1,041,380	\$992,054	\$1,093,310	\$1,069,733	\$1,022,230	\$1,024,345
RETAIL TOTAL	\$7,142,717	\$6,714,681	\$5,525,596	\$5,596,986	\$5,437,731	\$5,657,538

RETAIL SECTOR	FISCAL 91	FISCAL 92	FISCAL 93	FISCAL 94	FISCAL 95	FISCAL 96
BLDG. & HARDWARE	\$365,493	\$453,560	\$528,303	\$791,138	\$845,594	\$903,840
GEN. MERCHANDISE	\$828,799	\$1,263,527	\$1,396,270	\$1,803,085	\$1,980,216	\$2,068,583
FOOD STORES	\$1,574,330	\$1,723,950	\$1,649,012	\$2,026,800	\$2,152,334	\$2,215,315
AUTO SERVICE	\$761,770	\$692,720	\$729,616	\$1,049,377	\$1,280,043	\$1,554,667
APPAREL	\$230,500	\$251,247	\$286,266	\$387,865	\$412,207	\$399,061
FURNITURE	\$239,951	\$204,323	\$221,070	\$281,889	\$314,109	\$321,931
RESTAURANTS	\$960,671	\$1,000,348	\$1,013,097	\$1,269,303	\$1,375,982	\$1,419,777
MISC. STORES	\$778,682	\$577,662	\$641,620	\$814,392	\$811,301	\$979,120
RETAIL TOTAL	\$5,740,196	\$6,167,337	\$6,465,254	\$8,423,849	\$9,171,786	\$9,862,294

Source: State of Wyoming, Department of Revenue

CARBON

RETAIL SALES TAX COLLECTIONS

RETAIL SECTOR	FISCAL 85	FISCAL 86	FISCAL 87	FISCAL 88	FISCAL 89	FISCAL 90
BLDG. & HARDWARE	\$231,708	\$199,338	\$185,421	\$192,201	\$208,234	\$181,362
GEN. MERCHANDISE	\$252,043	\$213,319	\$177,159	\$176,895	\$181,057	\$179,503
FOOD STORES	\$905,844	\$880,507	\$846,277	\$795,109	\$817,485	\$809,460
AUTO SERVICE	\$405,759	\$374,612	\$312,166	\$296,383	\$293,812	\$452,819
APPAREL	\$103,521	\$92,026	\$84,367	\$89,548	\$86,997	\$91,024
FURNITURE	\$45,522	\$40,413	\$38,157	\$38,431	\$27,658	\$30,942
RESTAURANTS	\$359,834	\$372,822	\$343,646	\$347,075	\$394,779	\$416,039
MISC. STORES	\$407,418	\$362,187	\$363,304	\$318,202	\$326,172	\$358,434
RETAIL TOTAL	\$2,711,649	\$2,535,224	\$2,350,497	\$2,253,844	\$2,336,194	\$2,519,583

RETAIL SECTOR	FISCAL 91	FISCAL 92	FISCAL 93	FISCAL 94	FISCAL 95	FISCAL 96
BLDG. & HARDWARE	\$183,714	\$197,401	\$203,775	\$270,451	\$303,340	\$354,646
GEN. MERCHANDISE	\$195,838	\$191,577	\$178,029	\$183,189	\$199,820	\$209,947
FOOD STORES	\$883,304	\$882,341	\$880,413	\$1,073,985	\$1,123,328	\$1,136,227
AUTO SERVICE	\$455,475	\$463,418	\$470,468	\$569,249	\$567,999	\$581,171
APPAREL	\$80,520	\$82,301	\$84,310	\$94,952	\$94,525	\$98,182
FURNITURE	\$20,886	\$24,617	\$30,041	\$48,428	\$55,732	\$82,181
RESTAURANTS	\$435,193	\$452,609	\$470,290	\$760,721	\$791,902	\$788,631
MISC. STORES	\$335,752	\$315,911	\$310,787	\$372,680	\$405,932	\$404,228
RETAIL TOTAL	\$2,590,682	\$2,610,175	\$2,628,113	\$3,373,655	\$3,542,578	\$3,655,213

Source: State of Wyoming, Department of Revenue

CONVERSE

RETAIL SALES TAX COLLECTIONS

CONVERSE

RETAIL SECTOR	FISCAL 85	FISCAL 86	FISCAL 87	FISCAL 88	FISCAL 89	FISCAL 90
BLDG. & HARDWARE	\$268,270	\$229,398	\$173,718	\$180,137	\$145,839	\$165,843
GEN. MERCHANDISE	\$191,031	\$194,058	\$172,919	\$157,594	\$164,398	\$168,388
FOOD STORES	\$598,930	\$538,964	\$517,502	\$472,888	\$441,205	\$466,186
AUTO SERVICE	\$257,668	\$224,426	\$174,695	\$168,972	\$157,646	\$153,172
APPAREL	\$102,776	\$89,635	\$79,435	\$87,890	\$81,077	\$81,457
FURNITURE	\$31,838	\$24,067	\$14,798	\$20,994	\$18,234	\$16,922
RESTAURANTS	\$230,634	\$215,266	\$193,805	\$210,918	\$217,212	\$224,059
MISC. STORES	\$172,795	\$159,067	\$137,112	\$116,680	\$126,832	\$137,400
RETAIL TOTAL	\$1,853,942	\$1,674,881	\$1,463,984	\$1,416,073	\$1,352,443	\$1,413,427

RETAIL SECTOR	FISCAL 91	FISCAL 92	FISCAL 93	FISCAL 94	FISCAL 95	FISCAL 96
BLDG. & HARDWARE	\$169,459	\$203,461	\$167,506	\$228,434	\$280,040	\$260,222
GEN. MERCHANDISE	\$170,167	\$159,684	\$147,462	\$166,727	\$197,705	\$211,075
FOOD STORES	\$466,660	\$495,837	\$520,838	\$572,310	\$636,185	\$679,775
AUTO SERVICE	\$160,738	\$156,209	\$163,214	\$171,109	\$176,028	\$156,188
APPAREL	\$59,477	\$39,114	\$42,812	\$52,723	\$55,675	\$57,740
FURNITURE	\$19,852	\$20,882	\$20,877	\$31,606	\$34,167	\$41,488
RESTAURANTS	\$237,454	\$254,390	\$262,121	\$359,117	\$437,216	\$450,107
MISC. STORES	\$129,794	\$141,422	\$135,374	\$171,013	\$173,408	\$191,644
RETAIL TOTAL	\$1,413,601	\$1,470,999	\$1,460,204	\$1,753,039	\$1,990,424	\$2,048,239

Source: State of Wyoming, Department of Revenue

RETAIL SALES TAX COLLECTIONS

RETAIL SECTOR	FISCAL 85	FISCAL 86	FISCAL 87	FISCAL 88	FISCAL 89	FISCAL 90
BLDG. & HARDWARE	\$44,887	\$37,232	\$30,743	\$38,436	\$50,214	\$76,643
GEN. MERCHANDISE	\$35,315	\$30,838	\$27,332	\$25,829	\$17,525	\$13,355
FOOD STORES	\$142,461	\$147,651	\$144,630	\$148,050	\$131,575	\$151,619
AUTO SERVICE	\$97,657	\$107,688	\$106,238	\$110,410	\$106,416	\$106,261
APPAREL	\$5,395	\$6,151	\$6,399	\$6,877	\$9,783	\$11,737
FURNITURE	\$3,692	\$4,184	\$4,362	\$4,456	\$4,682	\$9,813
RESTAURANTS	\$78,633	\$86,966	\$81,298	\$68,142	\$80,581	\$73,955
MISC. STORES	\$175,644	\$153,340	\$134,526	\$143,450	\$143,389	\$166,680
RETAIL TOTAL	\$583,684	\$574,050	\$535,528	\$545,650	\$544,165	\$610,063

RETAIL SECTOR	FISCAL 91	FISCAL 92	FISCAL 93	FISCAL 94	FISCAL 95	FISCAL 96
BLDG. & HARDWARE	\$103,608	\$109,918	\$50,176	\$127,813	\$147,766	\$218,198
GEN. MERCHANDISE	\$13,338	\$13,466	\$10,776	\$3,313	\$324	\$18
FOOD STORES	\$145,632	\$151,307	\$160,374	\$208,046	\$213,116	\$221,109
AUTO SERVICE	\$120,464	\$113,073	\$104,479	\$117,378	\$131,176	\$137,699
APPAREL	\$9,658	\$8,778	\$8,599	\$13,395	\$16,093	\$5,584
FURNITURE	\$13,481	\$18,104	\$7,711	\$9,273	\$10,180	\$10,101
RESTAURANTS	\$75,458	\$70,637	\$76,328	\$102,983	\$129,595	\$119,185
MISC. STORES	\$164,814	\$143,529	\$129,546	\$181,673	\$200,243	\$218,451
RETAIL TOTAL	\$646,453	\$628,812	\$547,989	\$763,874	\$848,493	\$930,345

Source: State of Wyoming, Department of Revenue

RETAIL SALES TAX COLLECTIONS

RETAIL SECTOR	FISCAL 85	FISCAL 86	FISCAL 87	FISCAL 88	FISCAL 89	FISCAL 90
BLDG. & HARDWARE	\$453,865	\$377,009	\$339,663	\$341,690	\$365,191	\$398,344
GEN. MERCHANDISE	\$522,531	\$504,336	\$482,362	\$486,001	\$532,557	\$560,164
FOOD STORES	\$1,259,854	\$1,205,804	\$1,242,002	\$1,167,554	\$1,161,036	\$1,219,032
AUTO SERVICE	\$398,986	\$366,453	\$331,854	\$353,078	\$380,353	\$376,572
APPAREL	\$134,296	\$124,844	\$103,819	\$118,307	\$116,235	\$133,656
FURNITURE	\$116,286	\$74,464	\$47,999	\$60,210	\$54,757	\$81,311
RESTAURANTS	\$485,712	\$475,126	\$462,000	\$477,798	\$497,518	\$510,205
MISC. STORES	\$704,068	\$663,513	\$563,071	\$553,060	\$559,830	\$548,885
RETAIL TOTAL	\$4,075,598	\$3,791,549	\$3,572,770	\$3,557,698	\$3,667,477	\$3,828,169

RETAIL SECTOR	FISCAL 91	FISCAL 92	FISCAL 93	FISCAL 94	FISCAL 95	FISCAL 96
BLDG. & HARDWARE	\$426,500	\$471,516	\$514,847	\$735,456	\$937,418	\$1,258,808
GEN. MERCHANDISE	\$736,081	\$867,260	\$941,887	\$1,210,173	\$1,442,100	\$1,698,229
FOOD STORES	\$1,254,287	\$1,305,742	\$1,289,339	\$1,622,356	\$1,936,266	\$2,209,334
AUTO SERVICE	\$433,318	\$464,158	\$460,297	\$602,310	\$720,793	\$853,563
APPAREL	\$131,957	\$163,876	\$185,627	\$236,206	\$272,718	\$316,550
FURNITURE	\$97,971	\$106,358	\$108,519	\$149,502	\$205,966	\$243,901
RESTAURANTS	\$539,221	\$590,707	\$619,641	\$848,257	\$1,032,576	\$1,271,034
MISC. STORES	\$567,578	\$548,222	\$566,321	\$770,168	\$832,558	\$1,090,917
RETAIL TOTAL	\$4,186,913	\$4,517,839	\$4,686,478	\$6,174,428	\$7,380,395	\$8,942,336

Source: State of Wyoming, Department of Revenue

GOSHEN

RETAIL SALES TAX COLLECTIONS

GOSHEN

RETAIL SECTOR	FISCAL 85	FISCAL 86	FISCAL 87	FISCAL 88	FISCAL 89	FISCAL 90
BLDG. & HARDWARE	\$320,425	\$226,288	\$200,727	\$182,130	\$243,934	\$273,866
GEN. MERCHANDISE	\$199,428	\$189,156	\$176,288	\$173,751	\$206,017	\$239,842
FOOD STORES	\$375,385	\$393,595	\$370,120	\$336,573	\$396,756	\$411,726
AUTO SERVICE	\$116,053	\$122,223	\$118,684	\$119,417	\$176,345	\$187,711
APPAREL	\$57,535	\$48,098	\$41,081	\$35,852	\$36,474	\$41,341
FURNITURE	\$41,148	\$43,717	\$43,385	\$37,914	\$54,059	\$46,952
RESTAURANTS	\$137,688	\$133,683	\$133,529	\$133,754	\$158,033	\$186,503
MISC. STORES	\$205,139	\$180,990	\$176,472	\$191,546	\$249,718	\$277,382
RETAIL TOTAL	\$1,452,801	\$1,337,750	\$1,260,286	\$1,210,937	\$1,521,336	\$1,665,323

RETAIL SECTOR	FISCAL 91	FISCAL 92	FISCAL 93	FISCAL 94	FISCAL 95	FISCAL 96
BLDG. & HARDWARE	\$237,527	\$296,896	\$289,768	\$399,648	\$349,775	\$348,114
GEN. MERCHANDISE	\$196,812	\$229,755	\$233,810	\$258,373	\$328,132	\$349,972
FOOD STORES	\$355,840	\$469,376	\$490,715	\$588,754	\$610,289	\$561,588
AUTO SERVICE	\$176,644	\$231,492	\$230,061	\$287,664	\$274,069	\$251,708
APPAREL	\$33,054	\$38,091	\$37,055	\$45,768	\$52,894	\$44,575
FURNITURE	\$30,558	\$35,661	\$32,373	\$30,151	\$30,976	\$28,449
RESTAURANTS	\$158,045	\$215,994	\$222,858	\$276,010	\$310,567	\$287,972
MISC. STORES	\$252,990	\$332,950	\$290,331	\$199,828	\$216,717	\$223,356
RETAIL TOTAL	\$1,441,470	\$1,850,215	\$1,826,971	\$2,086,196	\$2,173,419	\$2,095,734

Source: State of Wyoming, Department of Revenue

RETAIL SALES TAX COLLECTIONS

RETAIL SECTOR	FISCAL 85	FISCAL 86	FISCAL 87	FISCAL 88	FISCAL 89	FISCAL 90
BLDG. & HARDWARE	\$84,417	\$73,909	\$65,975	\$59,479	\$60,661	\$63,678
GEN. MERCHANDISE	\$59,733	\$48,345	\$44,505	\$26,513	\$17,610	\$17,020
FOOD STORES	\$275,919	\$272,472	\$248,565	\$261,333	\$233,662	\$224,445
AUTO SERVICE	\$107,292	\$91,991	\$61,935	\$68,352	\$80,914	\$64,876
APPAREL	\$31,010	\$28,252	\$27,580	\$27,129	\$24,495	\$27,883
FURNITURE	\$15,162	\$13,378	\$9,895	\$11,381	\$12,192	\$12,872
RESTAURANTS	\$114,350	\$99,502	\$84,775	\$80,895	\$88,027	\$93,702
MISC. STORES	\$108,539	\$111,694	\$94,955	\$93,029	\$92,970	\$87,604
RETAIL TOTAL	\$796,422	\$739,543	\$638,185	\$628,111	\$610,531	\$592,080

RETAIL SECTOR	FISCAL 91	FISCAL 92	FISCAL 93	FISCAL 94	FISCAL 95	FISCAL 96
BLDG. & HARDWARE	\$63,242	\$58,565	\$64,644	\$77,254	\$101,025	\$102,200
GEN. MERCHANDISE	\$18,826	\$18,542	\$24,213	\$4,423	\$593	\$553
FOOD STORES	\$234,750	\$250,507	\$234,158	\$295,359	\$286,365	\$318,588
AUTO SERVICE	\$66,060	\$55,979	\$51,553	\$67,933	\$70,793	\$72,395
APPAREL	\$26,108	\$27,536	\$29,474	\$34,002	\$22,583	\$28,776
FURNITURE	\$13,792	\$13,932	\$12,805	\$11,768	\$7,811	\$9,073
RESTAURANTS	\$89,839	\$96,920	\$99,005	\$133,704	\$163,414	\$176,155
MISC. STORES	\$94,590	\$92,391	\$94,209	\$114,033	\$127,242	\$128,693
RETAIL TOTAL	\$607,207	\$614,372	\$610,061	\$738,476	\$779,826	\$836,433

Source: State of Wyoming, Department of Revenue

RETAIL SALES TAX COLLECTIONS

RETAIL SECTOR	FISCAL 85	FISCAL 86	FISCAL 87	FISCAL 88	FISCAL 89	FISCAL 90
BLDG. & HARDWARE	\$128,773	\$107,145	\$92,121	\$80,946	\$98,762	\$103,963
GEN. MERCHANDISE	\$68,779	\$67,860	\$48,102	\$44,083	\$21,952	\$10,510
FOOD STORES	\$301,198	\$304,499	\$290,989	\$286,281	\$291,669	\$318,657
AUTO SERVICE	\$132,523	\$122,164	\$90,232	\$79,380	\$79,718	\$83,694
APPAREL	\$49,555	\$42,877	\$49,208	\$25,556	\$31,134	\$35,887
FURNITURE	\$21,324	\$15,449	\$14,219	\$14,782	\$13,547	\$15,180
RESTAURANTS	\$225,558	\$224,253	\$207,666	\$199,144	\$213,627	\$226,956
MISC. STORES	\$150,903	\$148,006	\$135,110	\$143,043	\$146,342	\$157,781
RETAIL TOTAL	\$1,078,613	\$1,032,253	\$927,647	\$873,215	\$896,751	\$952,628

RETAIL SECTOR	FISCAL 91	FISCAL 92	FISCAL 93	FISCAL 94	FISCAL 95	FISCAL 96
BLDG. & HARDWARE	\$103,125	\$116,004	\$108,397	\$200,013	\$196,676	\$224,606
GEN. MERCHANDISE	\$7,877	\$7,471	\$7,146	\$10,690	\$14,636	\$1,106
FOOD STORES	\$349,158	\$353,862	\$345,926	\$428,893	\$454,493	\$458,525
AUTO SERVICE	\$97,210	\$110,104	\$133,432	\$196,804	\$181,981	\$248,327
APPAREL	\$26,490	\$24,189	\$23,803	\$30,581	\$21,246	\$21,467
FURNITURE	\$16,859	\$18,316	\$24,461	\$40,413	\$43,631	\$39,584
RESTAURANTS	\$245,234	\$235,592	\$230,226	\$298,264	\$324,324	\$336,686
MISC. STORES	\$173,266	\$166,129	\$167,611	\$194,831	\$219,922	\$217,493
RETAIL TOTAL	\$1,019,219	\$1,031,667	\$1,041,002	\$1,400,489	\$1,456,909	\$1,547,794

LARAMIE**RETAIL SALES TAX COLLECTIONS**LARAMIE

RETAIL SECTOR	FISCAL 85	FISCAL 86	FISCAL 87	FISCAL 88	FISCAL 89	FISCAL 90
BLDG. & HARDWARE	\$839,667	\$976,243	\$1,205,610	\$909,070	\$704,700	\$631,767
GEN. MERCHANDISE	\$1,672,913	\$1,980,548	\$2,821,565	\$2,381,968	\$2,145,701	\$2,023,077
FOOD STORES	\$3,097,740	\$3,280,239	\$3,504,504	\$2,832,085	\$2,478,528	\$2,282,467
AUTO SERVICE	\$1,443,024	\$1,609,992	\$1,812,161	\$1,785,617	\$1,671,744	\$1,580,931
APPAREL	\$737,452	\$823,392	\$982,218	\$963,587	\$759,387	\$714,469
FURNITURE	\$453,582	\$498,610	\$620,524	\$469,495	\$403,620	\$367,300
RESTAURANTS	\$1,996,874	\$2,222,660	\$2,916,842	\$2,656,787	\$2,371,807	\$2,275,020
MISC. STORES	\$1,534,402	\$1,767,350	\$3,519,321	\$2,879,189	\$2,681,594	\$2,580,724
RETAIL TOTAL	\$11,775,654	\$13,159,034	\$17,382,745	\$14,877,798	\$13,217,081	\$12,455,755

RETAIL SECTOR	FISCAL 91	FISCAL 92	FISCAL 93	FISCAL 94	FISCAL 95	FISCAL 96
BLDG. & HARDWARE	\$625,989	\$920,752	\$1,279,595	\$1,680,633	\$2,076,913	\$2,250,861
GEN. MERCHANDISE	\$2,348,987	\$3,208,068	\$3,594,373	\$4,364,372	\$4,744,729	\$4,722,415
FOOD STORES	\$2,777,255	\$3,672,340	\$4,124,994	\$4,273,769	\$4,570,228	\$4,503,889
AUTO SERVICE	\$1,737,691	\$1,737,014	\$1,596,471	\$2,190,831	\$2,435,711	\$2,360,114
APPAREL	\$739,887	\$915,305	\$1,258,745	\$1,424,867	\$1,421,340	\$1,409,166
FURNITURE	\$384,551	\$513,772	\$633,967	\$764,760	\$919,316	\$990,850
RESTAURANTS	\$2,463,836	\$3,329,878	\$3,782,654	\$4,744,577	\$4,929,746	\$5,017,162
MISC. STORES	\$2,201,656	\$2,269,443	\$2,621,247	\$4,436,814	\$4,644,433	\$4,903,960
RETAIL TOTAL	\$13,279,852	\$16,566,572	\$18,892,046	\$23,880,623	\$25,742,416	\$26,158,417

Source: State of Wyoming, Department of Revenue

RETAIL SALES TAX COLLECTIONS

RETAIL SECTOR	FISCAL 85	FISCAL 86	FISCAL 87	FISCAL 88	FISCAL 89	FISCAL 90
BLDG. & HARDWARE	\$158,634	\$196,167	\$172,330	\$146,985	\$167,274	\$173,130
GEN. MERCHANDISE	\$122,392	\$120,942	\$89,326	\$73,446	\$67,684	\$63,344
FOOD STORES	\$585,370	\$647,928	\$573,324	\$494,433	\$456,952	\$495,230
AUTO SERVICE	\$238,759	\$202,469	\$152,626	\$169,244	\$194,834	\$230,689
APPAREL	\$61,323	\$75,286	\$54,164	\$39,735	\$39,397	\$37,668
FURNITURE	\$35,519	\$29,659	\$26,743	\$26,427	\$23,048	\$26,982
RESTAURANTS	\$250,674	\$383,025	\$229,552	\$160,820	\$180,958	\$239,187
MISC. STORES	\$149,894	\$170,971	\$118,810	\$109,479	\$113,265	\$118,753
RETAIL TOTAL	\$1,602,565	\$1,826,447	\$1,416,875	\$1,220,569	\$1,243,412	\$1,384,983

RETAIL SECTOR	FISCAL 91	FISCAL 92	FISCAL 93	FISCAL 94	FISCAL 95	FISCAL 96
BLDG. & HARDWARE	\$193,893	\$217,271	\$250,515	\$355,802	\$442,793	\$437,793
GEN. MERCHANDISE	\$66,049	\$69,792	\$35,144	\$24,378	\$35,125	\$17,595
FOOD STORES	\$522,367	\$559,982	\$574,733	\$735,526	\$784,327	\$776,270
AUTO SERVICE	\$215,237	\$220,207	\$246,692	\$308,713	\$336,769	\$330,793
APPAREL	\$67,327	\$21,833	\$91,135	\$108,276	\$92,095	\$91,536
FURNITURE	\$30,940	\$35,262	\$34,444	\$48,952	\$55,151	\$55,666
RESTAURANTS	\$249,917	\$269,646	\$291,634	\$402,251	\$412,722	\$371,641
MISC. STORES	\$119,641	\$126,588	\$133,657	\$158,829	\$162,405	\$178,449
RETAIL TOTAL	\$1,465,371	\$1,520,581	\$1,657,954	\$2,142,727	\$2,321,387	\$2,259,743

Source: State of Wyoming, Department of Revenue

NATRONA

RETAIL SALES TAX COLLECTIONS

NATRONA

RETAIL SECTOR	FISCAL 85	FISCAL 86	FISCAL 87	FISCAL 88	FISCAL 89	FISCAL 90
BLDG. & HARDWARE	\$1,219,412	\$1,044,915	\$829,038	\$572,075	\$767,633	\$662,691
GEN. MERCHANDISE	\$2,206,540	\$2,255,939	\$2,264,898	\$2,035,563	\$1,929,438	\$2,023,964
FOOD STORES	\$3,859,051	\$3,683,001	\$2,761,099	\$2,595,384	\$2,650,253	\$2,690,402
AUTO SERVICE	\$1,764,623	\$1,521,332	\$1,276,644	\$1,391,585	\$1,372,724	\$1,379,612
APPAREL	\$742,788	\$698,850	\$611,904	\$598,364	\$619,732	\$677,927
FURNITURE	\$795,556	\$700,751	\$541,040	\$559,890	\$549,663	\$542,818
RESTAURANTS	\$1,765,589	\$1,699,731	\$1,550,535	\$1,608,075	\$1,600,033	\$1,755,131
MISC. STORES	\$1,627,131	\$1,691,018	\$2,267,288	\$2,193,020	\$2,153,921	\$2,121,187
RETAIL TOTAL	\$13,980,690	\$13,295,537	\$12,102,446	\$11,553,956	\$11,643,397	\$11,853,732

RETAIL SECTOR	FISCAL 91	FISCAL 92	FISCAL 93	FISCAL 94	FISCAL 95	FISCAL 96
BLDG. & HARDWARE	\$776,021	\$965,077	\$1,132,465	\$1,711,009	\$1,701,612	\$1,905,390
GEN. MERCHANDISE	\$2,100,881	\$2,795,638	\$3,219,461	\$4,073,393	\$4,326,101	\$4,315,577
FOOD STORES	\$3,297,223	\$3,524,502	\$3,625,849	\$3,982,642	\$4,189,494	\$4,293,563
AUTO SERVICE	\$1,365,559	\$1,304,159	\$1,396,364	\$1,864,407	\$2,038,021	\$2,035,224
APPAREL	\$689,037	\$689,367	\$920,136	\$1,124,342	\$1,179,191	\$1,198,513
FURNITURE	\$630,071	\$709,704	\$710,333	\$1,000,577	\$1,014,439	\$1,172,710
RESTAURANTS	\$1,848,926	\$2,009,608	\$2,103,771	\$2,793,801	\$2,919,369	\$2,990,945
MISC. STORES	\$1,737,677	\$1,348,508	\$1,388,877	\$2,527,385	\$3,139,177	\$3,362,709
RETAIL TOTAL	\$12,445,395	\$13,346,563	\$14,497,256	\$19,077,556	\$20,507,404	\$21,274,631

Source: State of Wyoming, Department of Revenue

RETAIL SALES TAX COLLECTIONS

RETAIL SECTOR	FISCAL 85	FISCAL 86	FISCAL 87	FISCAL 88	FISCAL 89	FISCAL 90
BLDG. & HARDWARE	\$26,426	\$26,429	\$22,573	\$20,894	\$17,117	\$12,417
GEN. MERCHANDISE	\$20,488	\$10,766	\$11,198	\$9,339	\$9,511	\$11,589
FOOD STORES	\$126,380	\$115,144	\$113,584	\$91,511	\$87,363	\$112,663
AUTO SERVICE	\$64,795	\$59,342	\$58,325	\$54,318	\$52,116	\$78,499
APPAREL	\$7,422	\$2,021	\$2,252	\$1,134	\$174	\$1,347
FURNITURE	\$12,407	\$7,188	\$2,437	\$104	\$332	\$320
RESTAURANTS	\$78,507	\$61,795	\$59,348	\$60,352	\$68,825	\$80,187
MISC. STORES	\$48,743	\$46,226	\$42,385	\$42,053	\$39,787	\$49,659
RETAIL TOTAL	\$385,168	\$328,911	\$312,102	\$279,705	\$275,225	\$346,681

RETAIL SECTOR	FISCAL 91	FISCAL 92	FISCAL 93	FISCAL 94	FISCAL 95	FISCAL 96
BLDG. & HARDWARE	\$12,837	\$13,995	\$15,833	\$18,768	\$20,310	\$42,502
GEN. MERCHANDISE	\$10,856	\$9,705	\$10,224	\$11,323	\$6,372	\$0
FOOD STORES	\$113,147	\$110,805	\$124,818	\$151,821	\$148,418	\$154,268
AUTO SERVICE	\$72,238	\$73,916	\$77,280	\$93,693	\$91,842	\$94,278
APPAREL	\$893	\$690	\$585	\$691	\$428	\$301
FURNITURE	\$502	\$748	\$1,584	\$967	\$568	\$647
RESTAURANTS	\$83,065	\$90,167	\$96,994	\$118,058	\$123,560	\$113,864
MISC. STORES	\$41,449	\$38,133	\$44,585	\$39,366	\$43,396	\$42,259
RETAIL TOTAL	\$334,987	\$338,159	\$371,903	\$434,687	\$434,894	\$448,119

Source: State of Wyoming, Department of Revenue

PARK

RETAIL SALES TAX COLLECTIONS

PARK

RETAIL SECTOR	FISCAL 85	FISCAL 86	FISCAL 87	FISCAL 88	FISCAL 89	FISCAL 90
BLDG. & HARDWARE	\$462,062	\$422,049	\$341,690	\$344,886	\$331,800	\$373,493
GEN. MERCHANDISE	\$667,291	\$675,942	\$657,904	\$727,820	\$752,342	\$807,228
FOOD STORES	\$508,512	\$520,972	\$510,686	\$501,895	\$598,983	\$632,299
AUTO SERVICE	\$274,817	\$214,691	\$182,299	\$209,223	\$191,002	\$201,420
APPAREL	\$121,925	\$121,700	\$106,736	\$105,002	\$114,143	\$115,681
FURNITURE	\$98,892	\$83,409	\$84,260	\$66,390	\$74,814	\$80,820
RESTAURANTS	\$946,958	\$950,990	\$588,564	\$647,721	\$634,316	\$746,521
MISC. STORES	\$841,910	\$763,987	\$808,850	\$756,308	\$774,036	\$824,314
RETAIL TOTAL	\$3,922,367	\$3,753,740	\$3,280,989	\$3,359,245	\$3,471,436	\$3,781,776

RETAIL SECTOR	FISCAL 91	FISCAL 92	FISCAL 93	FISCAL 94	FISCAL 95	FISCAL 96
BLDG. & HARDWARE	\$388,140	\$484,466	\$462,099	\$665,977	\$890,902	\$871,606
GEN. MERCHANDISE	\$802,807	\$839,040	\$1,144,686	\$1,478,901	\$1,640,498	\$1,694,488
FOOD STORES	\$702,221	\$675,905	\$648,050	\$821,022	\$781,353	\$1,135,220
AUTO SERVICE	\$185,381	\$172,419	\$181,051	\$252,020	\$281,441	\$296,642
APPAREL	\$128,127	\$138,546	\$173,878	\$240,384	\$250,251	\$260,757
FURNITURE	\$96,939	\$116,241	\$111,888	\$192,369	\$207,516	\$222,159
RESTAURANTS	\$1,562,538	\$1,014,633	\$942,172	\$1,273,262	\$1,445,053	\$1,596,102
MISC. STORES	\$868,197	\$881,227	\$884,376	\$1,243,859	\$1,468,690	\$1,312,663
RETAIL TOTAL	\$4,734,350	\$4,322,477	\$4,548,200	\$6,167,794	\$6,965,704	\$7,389,637

Source: State of Wyoming, Department of Revenue

RETAIL SALES TAX COLLECTIONS

RETAIL SECTOR	FISCAL 85	FISCAL 86	FISCAL 87	FISCAL 88	FISCAL 89	FISCAL 90
BLDG. & HARDWARE	\$184,746	\$196,548	\$116,629	\$132,335	\$97,485	\$107,905
GEN. MERCHANDISE	\$74,436	\$64,677	\$73,200	\$64,250	\$64,738	\$77,478
FOOD STORES	\$289,171	\$282,762	\$295,370	\$275,437	\$274,780	\$318,142
AUTO SERVICE	\$94,975	\$99,072	\$82,886	\$86,719	\$83,276	\$92,295
APPAREL	\$25,896	\$19,853	\$18,276	\$14,900	\$14,969	\$16,142
FURNITURE	\$21,461	\$22,743	\$17,525	\$11,809	\$12,096	\$7,754
RESTAURANTS	\$149,192	\$146,210	\$149,541	\$152,258	\$152,215	\$187,853
MISC. STORES	\$105,947	\$93,708	\$73,034	\$62,259	\$56,899	\$63,185
RETAIL TOTAL	\$945,824	\$925,573	\$826,461	\$799,967	\$756,458	\$870,754

RETAIL SECTOR	FISCAL 91	FISCAL 92	FISCAL 93	FISCAL 94	FISCAL 95	FISCAL 96
BLDG. & HARDWARE	\$166,809	\$88,682	\$109,079	\$121,941	\$153,638	\$111,643
GEN. MERCHANDISE	\$98,268	\$91,355	\$98,970	\$99,085	\$188,354	\$339,052
FOOD STORES	\$381,025	\$371,538	\$424,850	\$484,012	\$540,326	\$565,763
AUTO SERVICE	\$108,384	\$118,030	\$123,526	\$154,181	\$164,669	\$159,537
APPAREL	\$18,471	\$16,162	\$20,304	\$26,324	\$20,548	\$20,004
FURNITURE	\$6,859	\$8,902	\$9,699	\$12,278	\$15,508	\$19,035
RESTAURANTS	\$223,328	\$228,899	\$246,519	\$292,964	\$323,417	\$361,665
MISC. STORES	\$70,032	\$80,922	\$78,348	\$107,490	\$106,250	\$121,714
RETAIL TOTAL	\$1,073,176	\$1,004,490	\$1,111,295	\$1,298,275	\$1,512,710	\$1,698,413

Source: State of Wyoming, Department of Revenue

RETAIL SALES TAX COLLECTIONS

RETAIL SECTOR	FISCAL 85	FISCAL 86	FISCAL 87	FISCAL 88	FISCAL 89	FISCAL 90
BLDG. & HARDWARE	\$494,146	\$318,074	\$240,538	\$244,624	\$246,533	\$353,717
GEN. MERCHANDISE	\$664,881	\$479,808	\$455,505	\$462,737	\$530,695	\$775,272
FOOD STORES	\$1,325,270	\$968,806	\$658,989	\$620,540	\$679,105	\$1,028,980
AUTO SERVICE	\$418,102	\$328,567	\$271,100	\$284,790	\$320,920	\$428,922
APPAREL	\$160,994	\$128,210	\$112,295	\$105,631	\$112,635	\$162,828
FURNITURE	\$247,605	\$177,235	\$126,422	\$113,298	\$121,664	\$168,797
RESTAURANTS	\$735,491	\$565,932	\$523,608	\$549,429	\$604,381	\$890,689
MISC. STORES	\$478,638	\$362,063	\$625,697	\$631,591	\$740,551	\$1,066,069
RETAIL TOTAL	\$4,525,127	\$3,328,695	\$3,014,154	\$3,012,640	\$3,356,484	\$4,875,274

RETAIL SECTOR	FISCAL 91	FISCAL 92	FISCAL 93	FISCAL 94	FISCAL 95	FISCAL 96
BLDG. & HARDWARE	\$441,232	\$504,689	\$458,680	\$618,290	\$591,479	\$558,842
GEN. MERCHANDISE	\$1,030,625	\$1,351,301	\$1,521,371	\$1,812,758	\$1,955,747	\$2,067,322
FOOD STORES	\$1,426,651	\$1,645,965	\$1,701,004	\$1,862,612	\$2,002,506	\$2,013,792
AUTO SERVICE	\$465,001	\$468,943	\$509,785	\$632,358	\$689,184	\$638,470
APPAREL	\$180,093	\$184,690	\$232,328	\$275,307	\$288,928	\$266,933
FURNITURE	\$206,330	\$210,208	\$248,002	\$310,863	\$357,118	\$336,436
RESTAURANTS	\$1,054,251	\$1,171,296	\$1,140,503	\$1,336,233	\$1,317,018	\$1,440,265
MISC. STORES	\$883,342	\$606,115	\$629,296	\$795,246	\$796,520	\$855,436
RETAIL TOTAL	\$5,687,525	\$6,143,207	\$6,440,969	\$7,643,667	\$7,998,500	\$8,177,496

Source: State of Wyoming, Department of Revenue

SUBLETTE

RETAIL SALES TAX COLLECTIONS

RETAIL SECTOR	FISCAL 85	FISCAL 86	FISCAL 87	FISCAL 88	FISCAL 89	FISCAL 90
BLDG. & HARDWARE	\$82,125	\$92,275	\$91,100	\$72,029	\$72,357	\$107,034
GEN. MERCHANDISE	\$14,107	\$19,737	\$15,314	\$13,325	\$14,965	\$15,824
FOOD STORES	\$216,742	\$242,452	\$207,364	\$175,627	\$189,975	\$189,587
AUTO SERVICE	\$35,894	\$73,287	\$63,121	\$33,291	\$33,778	\$45,445
APPAREL	\$25,882	\$36,979	\$31,119	\$24,606	\$23,897	\$21,882
FURNITURE	\$12,921	\$12,625	\$7,344	\$7,411	\$8,901	\$14,243
RESTAURANTS	\$116,063	\$150,465	\$110,426	\$91,332	\$100,766	\$110,569
MISC. STORES	\$77,086	\$105,792	\$49,563	\$38,209	\$54,398	\$64,221
RETAIL TOTAL	\$580,820	\$733,612	\$575,351	\$455,830	\$499,037	\$568,805

RETAIL SECTOR	FISCAL 91	FISCAL 92	FISCAL 93	FISCAL 94	FISCAL 95	FISCAL 96
BLDG. & HARDWARE	\$112,604	\$148,418	\$132,502	\$201,268	\$215,655	\$207,312
GEN. MERCHANDISE	\$17,269	\$15,992	\$15,251	\$21,563	\$18,482	\$15,398
FOOD STORES	\$220,967	\$205,881	\$200,434	\$308,189	\$367,173	\$340,104
AUTO SERVICE	\$47,726	\$52,187	\$57,303	\$77,798	\$89,250	\$109,211
APPAREL	\$23,939	\$22,347	\$24,085	\$32,952	\$31,780	\$32,314
FURNITURE	\$14,739	\$10,282	\$8,680	\$9,646	\$11,145	\$20,312
RESTAURANTS	\$143,384	\$142,724	\$142,566	\$200,189	\$219,706	\$202,799
MISC. STORES	\$79,948	\$47,434	\$55,657	\$88,460	\$118,397	\$158,773
RETAIL TOTAL	\$660,576	\$645,265	\$636,478	\$940,065	\$1,071,588	\$1,086,223

Source: State of Wyoming, Department of Revenue

SWEETWATER

RETAIL SALES TAX COLLECTIONS

RETAIL SECTOR	FISCAL 85	FISCAL 86	FISCAL 87	FISCAL 88	FISCAL 89	FISCAL 90
BLDG. & HARDWARE	\$419,548	\$429,817	\$477,434	\$325,374	\$342,218	\$414,603
GEN. MERCHANDISE	\$1,067,197	\$1,236,335	\$1,072,265	\$988,863	\$1,015,209	\$1,128,110
FOOD STORES	\$2,186,892	\$2,553,330	\$2,450,084	\$2,211,231	\$2,206,971	\$2,355,928
AUTO SERVICE	\$815,918	\$869,760	\$816,198	\$841,039	\$780,541	\$854,341
APPAREL	\$305,893	\$356,873	\$287,442	\$242,029	\$252,368	\$277,070
FURNITURE	\$266,506	\$324,202	\$302,129	\$285,970	\$313,913	\$348,809
RESTAURANTS	\$927,755	\$1,105,335	\$969,098	\$932,734	\$894,172	\$1,032,807
MISC. STORES	\$939,491	\$1,043,405	\$700,233	\$570,844	\$587,627	\$624,191
RETAIL TOTAL	\$6,929,200	\$7,919,057	\$7,074,883	\$6,398,084	\$6,393,019	\$7,035,859

RETAIL SECTOR	FISCAL 91	FISCAL 92	FISCAL 93	FISCAL 94	FISCAL 95	FISCAL 96
BLDG. & HARDWARE	\$463,757	\$555,359	\$596,510	\$820,195	\$891,197	\$1,046,993
GEN. MERCHANDISE	\$1,579,330	\$1,807,948	\$1,750,003	\$2,088,246	\$2,341,664	\$2,432,799
FOOD STORES	\$2,477,128	\$2,493,570	\$2,503,284	\$3,066,761	\$3,124,645	\$3,142,179
AUTO SERVICE	\$804,697	\$773,241	\$850,237	\$1,145,539	\$1,316,358	\$1,307,576
APPAREL	\$286,360	\$293,670	\$438,439	\$571,912	\$640,414	\$570,336
FURNITURE	\$412,011	\$408,566	\$433,442	\$544,371	\$562,367	\$576,722
RESTAURANTS	\$1,253,106	\$1,435,494	\$1,485,299	\$1,818,279	\$1,947,654	\$1,981,797
MISC. STORES	\$668,688	\$724,290	\$783,991	\$911,025	\$879,930	\$963,772
RETAIL TOTAL	\$7,945,077	\$8,492,138	\$8,841,205	\$10,966,328	\$11,704,229	\$12,022,174

Source: State of Wyoming, Department of Revenue

RETAIL SALES TAX COLLECTIONS

RETAIL SECTOR	FISCAL 85	FISCAL 86	FISCAL 87	FISCAL 88	FISCAL 89	FISCAL 90
BLDG. & HARDWARE	\$295,473	\$304,168	\$379,933	\$447,579	\$634,202	\$813,838
GEN. MERCHANDISE	\$535,065	\$605,534	\$867,657	\$642,215	\$775,611	\$761,923
FOOD STORES	\$732,526	\$832,783	\$1,092,888	\$949,499	\$1,209,094	\$1,137,458
AUTO SERVICE	\$164,954	\$160,529	\$200,832	\$209,184	\$263,803	\$223,062
APPAREL	\$163,625	\$244,680	\$334,665	\$334,902	\$460,210	\$550,288
FURNITURE	\$121,804	\$135,157	\$157,412	\$192,466	\$244,603	\$325,393
RESTAURANTS	\$1,096,467	\$1,116,154	\$2,094,556	\$1,896,743	\$2,213,275	\$2,332,799
MISC. STORES	\$928,704	\$1,018,120	\$1,256,013	\$1,125,707	\$1,458,014	\$1,512,742
RETAIL TOTAL	\$4,038,618	\$4,417,125	\$6,383,956	\$5,798,295	\$7,258,812	\$7,657,503

RETAIL SECTOR	FISCAL 91	FISCAL 92	FISCAL 93	FISCAL 94	FISCAL 95	FISCAL 96
BLDG. & HARDWARE	\$909,657	\$963,489	\$1,105,224	\$1,754,439	\$1,746,149	\$1,679,741
GEN. MERCHANDISE	\$921,390	\$1,244,148	\$1,370,874	\$1,587,742	\$1,792,549	\$1,859,416
FOOD STORES	\$1,445,541	\$1,484,545	\$1,614,038	\$2,012,258	\$2,214,050	\$2,310,778
AUTO SERVICE	\$276,487	\$315,400	\$360,338	\$495,873	\$530,822	\$587,641
APPAREL	\$721,807	\$871,335	\$929,092	\$1,117,175	\$1,184,620	\$1,282,485
FURNITURE	\$347,901	\$348,520	\$337,839	\$467,214	\$571,054	\$423,314
RESTAURANTS	\$2,321,725	\$3,324,562	\$3,734,517	\$4,840,580	\$5,387,336	\$5,840,007
MISC. STORES	\$1,912,743	\$2,060,142	\$2,326,768	\$3,002,568	\$3,164,066	\$3,254,467
RETAIL TOTAL	\$8,857,251	\$10,612,141	\$11,778,690	\$15,277,849	\$16,590,646	\$17,237,849

Source: State of Wyoming, Department of Revenue

RETAIL SALES TAX COLLECTIONS

RETAIL SECTOR	FISCAL 85	FISCAL 86	FISCAL 87	FISCAL 88	FISCAL 89	FISCAL 90
BLDG. & HARDWARE	\$352,328	\$252,233	\$142,286	\$163,990	\$139,101	\$138,265
GEN. MERCHANDISE	\$272,599	\$400,063	\$370,471	\$332,488	\$351,517	\$304,077
FOOD STORES	\$1,199,954	\$1,173,794	\$1,120,933	\$995,208	\$968,662	\$979,921
AUTO SERVICE	\$527,354	\$488,146	\$389,219	\$364,788	\$368,560	\$335,509
APPAREL	\$137,795	\$127,390	\$113,326	\$112,077	\$111,364	\$127,289
FURNITURE	\$49,388	\$117,607	\$50,091	\$39,884	\$21,379	\$23,036
RESTAURANTS	\$526,184	\$437,733	\$414,420	\$405,472	\$388,226	\$399,341
MISC. STORES	\$517,966	\$438,913	\$918,812	\$288,434	\$242,326	\$236,222
RETAIL TOTAL	\$3,583,568	\$3,435,879	\$3,519,558	\$2,702,341	\$2,591,135	\$2,543,660

RETAIL SECTOR	FISCAL 91	FISCAL 92	FISCAL 93	FISCAL 94	FISCAL 95	FISCAL 96
BLDG. & HARDWARE	\$148,037	\$148,672	\$140,043	\$218,453	\$233,099	\$213,117
GEN. MERCHANDISE	\$553,112	\$699,731	\$718,431	\$920,817	\$1,021,431	\$1,078,901
FOOD STORES	\$998,592	\$1,025,104	\$1,038,078	\$1,287,951	\$1,445,193	\$1,382,192
AUTO SERVICE	\$336,791	\$336,413	\$378,761	\$456,689	\$566,901	\$581,922
APPAREL	\$130,295	\$140,820	\$153,495	\$137,409	\$132,441	\$103,412
FURNITURE	\$26,024	\$27,985	\$26,117	\$42,518	\$53,938	\$56,984
RESTAURANTS	\$438,111	\$480,608	\$542,919	\$741,875	\$766,144	\$853,638
MISC. STORES	\$269,181	\$270,711	\$259,724	\$279,353	\$327,837	\$328,761
RETAIL TOTAL	\$2,900,143	\$3,130,044	\$3,257,568	\$4,085,065	\$4,546,984	\$4,598,927

Source: State of Wyoming, Department of Revenue

WASHAKIE

RETAIL SALES TAX COLLECTIONS

RETAIL SECTOR	FISCAL 85	FISCAL 86	FISCAL 87	FISCAL 88	FISCAL 89	FISCAL 90
BLDG. & HARDWARE	\$248,576	\$214,357	\$165,198	\$184,766	\$172,484	\$166,640
GEN. MERCHANDISE	\$215,129	\$207,369	\$187,552	\$174,574	\$183,530	\$184,881
FOOD STORES	\$323,024	\$330,947	\$342,890	\$300,576	\$301,838	\$319,567
AUTO SERVICE	\$116,461	\$118,642	\$92,778	\$97,000	\$100,636	\$113,010
APPAREL	\$46,089	\$42,542	\$38,031	\$38,618	\$37,515	\$30,704
FURNITURE	\$44,842	\$44,645	\$34,945	\$14,962	\$12,836	\$17,970
RESTAURANTS	\$106,823	\$110,552	\$115,581	\$117,897	\$107,319	\$117,133
MISC. STORES	\$169,456	\$158,488	\$127,061	\$112,961	\$114,156	\$133,398
RETAIL TOTAL	\$1,270,400	\$1,227,542	\$1,104,036	\$1,041,354	\$1,030,314	\$1,083,303

RETAIL SECTOR	FISCAL 91	FISCAL 92	FISCAL 93	FISCAL 94	FISCAL 95	FISCAL 96
BLDG. & HARDWARE	\$172,608	\$236,884	\$243,117	\$275,710	\$292,629	\$292,435
GEN. MERCHANDISE	\$180,960	\$183,152	\$164,119	\$217,489	\$233,449	\$238,137
FOOD STORES	\$342,481	\$324,925	\$355,713	\$444,275	\$448,244	\$510,081
AUTO SERVICE	\$104,532	\$120,158	\$126,467	\$165,084	\$175,573	\$187,908
APPAREL	\$31,774	\$57,063	\$63,835	\$82,012	\$83,398	\$78,976
FURNITURE	\$24,019	\$36,114	\$46,998	\$56,781	\$53,766	\$54,290
RESTAURANTS	\$122,874	\$124,058	\$133,000	\$179,568	\$200,918	\$217,036
MISC. STORES	\$145,538	\$172,904	\$176,838	\$233,672	\$197,720	\$207,419
RETAIL TOTAL	\$1,124,786	\$1,255,258	\$1,310,087	\$1,654,591	\$1,685,697	\$1,786,282

Source: State of Wyoming, Department of Revenue

WESTON

RETAIL SALES TAX COLLECTIONS

WESTON

RETAIL SECTOR	FISCAL 85	FISCAL 86	FISCAL 87	FISCAL 88	FISCAL 89	FISCAL 90
BLDG. & HARDWARE	\$75,160	\$71,128	\$58,788	\$60,270	\$51,450	\$47,535
GEN. MERCHANDISE	\$143,738	\$139,825	\$115,960	\$115,889	\$119,901	\$124,846
FOOD STORES	\$358,368	\$359,434	\$348,866	\$327,478	\$321,079	\$340,390
AUTO SERVICE	\$153,122	\$140,411	\$102,371	\$105,796	\$103,784	\$111,452
APPAREL	\$17,304	\$8,120	\$7,270	\$8,739	\$8,808	\$9,175
FURNITURE	\$23,054	\$19,572	\$13,587	\$11,028	\$11,553	\$10,276
RESTAURANTS	\$110,662	\$104,189	\$100,013	\$96,829	\$101,308	\$110,679
MISC. STORES	\$151,311	\$135,093	\$116,112	\$116,872	\$126,918	\$106,986
RETAIL TOTAL	\$1,032,719	\$977,772	\$862,967	\$842,901	\$844,801	\$861,339

RETAIL SECTOR	FISCAL 91	FISCAL 92	FISCAL 93	FISCAL 94	FISCAL 95	FISCAL 96
BLDG. & HARDWARE	\$47,675	\$46,751	\$40,542	\$53,874	\$61,102	\$60,653
GEN. MERCHANDISE	\$171,890	\$196,826	\$189,371	\$224,119	\$220,539	\$211,253
FOOD STORES	\$319,685	\$322,490	\$322,236	\$394,985	\$439,208	\$446,784
AUTO SERVICE	\$117,767	\$116,505	\$118,707	\$150,994	\$162,259	\$185,144
APPAREL	\$9,376	\$9,175	\$9,224	\$17,889	\$24,815	\$14,322
FURNITURE	\$10,173	\$9,553	\$11,030	\$16,131	\$26,338	\$24,391
RESTAURANTS	\$124,024	\$122,019	\$118,216	\$151,739	\$167,586	\$132,910
MISC. STORES	\$92,889	\$80,927	\$76,760	\$120,682	\$120,788	\$119,913
RETAIL TOTAL	\$893,479	\$904,246	\$886,086	\$1,130,413	\$1,222,635	\$1,195,370

Source: State of Wyoming, Department of Revenue

OUT OF STATE

RETAIL SALES TAX COLLECTIONS

OUT OF STATE

RETAIL SECTOR	FISCAL 85	FISCAL 86	FISCAL 87	FISCAL 88	FISCAL 89	FISCAL 90
BLDG. & HARDWARE	\$387,815	\$377,890	\$231,265	\$216,577	\$155,158	\$270,823
GEN. MERCHANDISE	\$245,984	\$323,879	\$521,511	\$188,517	\$268,269	\$265,380
FOOD STORES	\$177,918	\$301,912	\$314,652	\$360,181	\$441,900	\$414,127
AUTO SERVICE	\$153,336	\$162,222	\$111,673	\$112,060	\$158,057	\$207,336
APPAREL	\$9,578	\$19,025	\$25,021	\$14,734	\$18,978	\$22,444
FURNITURE	\$187,817	\$211,284	\$528,250	\$398,720	\$419,598	\$405,006
RESTAURANTS	\$29,598	\$33,621	\$9,996	\$8,170	\$1,048	\$399
MISC. STORES	\$507,138	\$488,858	\$325,187	\$377,736	\$625,763	\$653,396
RETAIL TOTAL	\$1,699,184	\$1,918,691	\$2,067,555	\$1,676,695	\$2,088,771	\$2,238,911

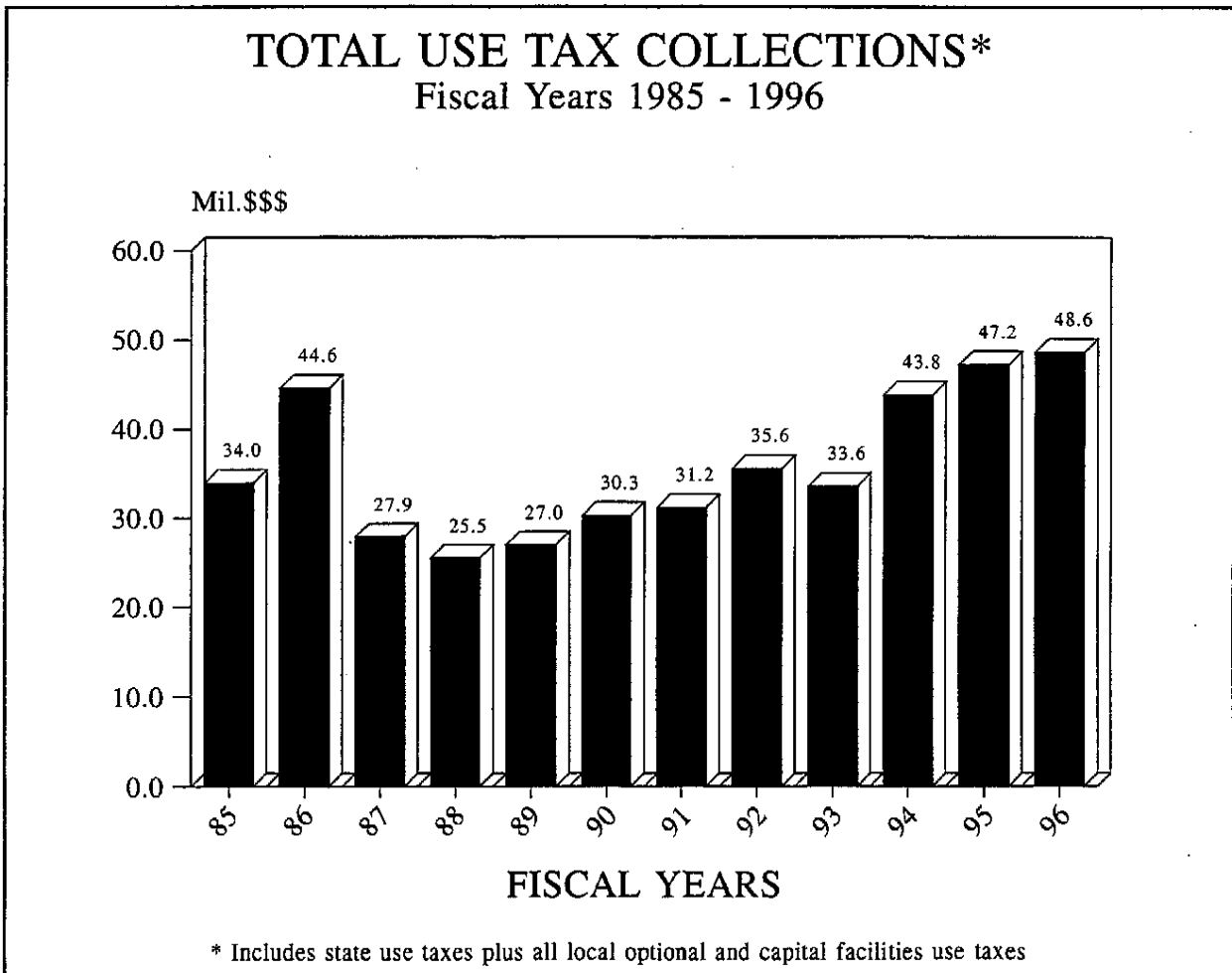
RETAIL SECTOR	FISCAL 91	FISCAL 92	FISCAL 93	FISCAL 94	FISCAL 95	FISCAL 96
BLDG. & HARDWARE	\$321,040	\$206,825	\$273,955	\$298,353	\$459,244	\$603,489
GEN. MERCHANDISE	\$296,482	\$321,082	\$158,371	\$215,328	\$250,713	\$317,834
FOOD STORES	\$514,352	\$477,668	\$563,033	\$680,009	\$608,665	\$703,448
AUTO SERVICE	\$277,678	\$278,331	\$298,011	\$294,795	\$384,699	\$405,448
APPAREL	\$24,539	\$25,276	\$213,612	\$270,866	\$317,755	\$318,812
FURNITURE	\$405,790	\$466,159	\$548,492	\$658,627	\$748,819	\$684,700
RESTAURANTS	\$2,470	\$3,815	\$3,956	\$3,355	\$2,646	\$3,675
MISC. STORES	\$507,237	\$459,652	\$693,323	\$997,165	\$1,233,142	\$1,380,929
RETAIL TOTAL	\$2,349,588	\$2,238,808	\$2,752,753	\$3,418,498	\$4,005,683	\$4,418,335

Source: State of Wyoming, Department of Revenue

THIS PAGE WAS LEFT BLANK INTENTIONALLY

SECTION III

USE TAX COLLECTIONS

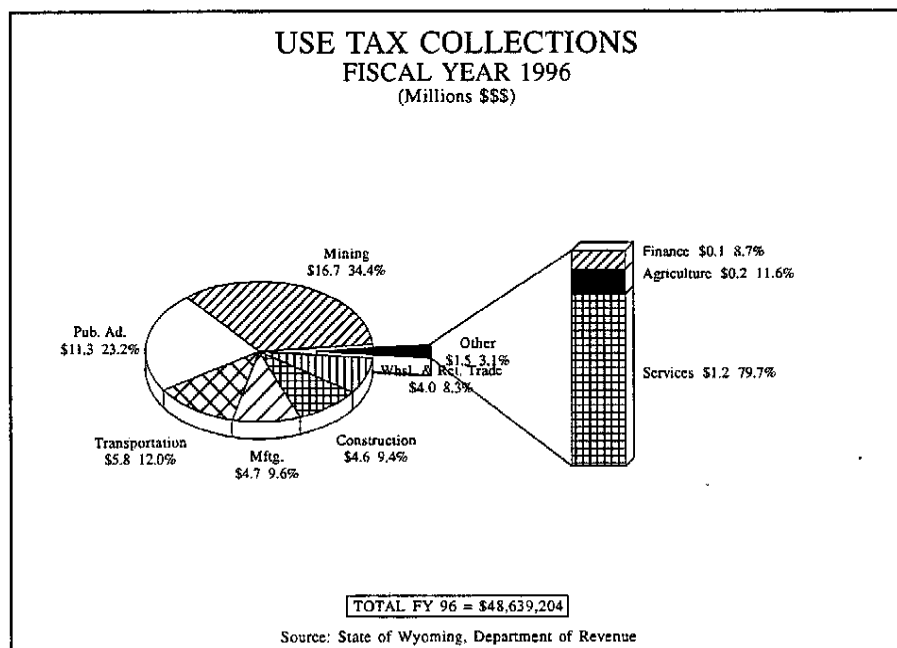


SUMMARY OF USE TAX COLLECTIONS

Total use tax collections during fiscal year 1996, at \$48.6 million, were up from the year earlier level by 3.1 percent. Four of the 9 major sectors realized increases over fiscal year 1995. Use tax collections usually fluctuate considerably from year to year and from one sector to another.

The only sector which exhibited the most growth in terms of both percentage and dollars was mining. Collections from this sector were up \$2.9 million, or 20.9 percent over the year earlier level. It was the only principal contributor to drive the overall \$1.5 million use tax increase in fiscal year 1996. In addition, this amount of increase in the mining sector more than offset the drop from the mining sector in sales tax collections. Three other growing sectors, agriculture, construction, and manufacturing, showed less than 1 percent increases.

All remaining 5 sectors suffered decreases, with the finance sector having an approximate 54 percent drop from fiscal year 1995. Use tax collections



reported in the public administration sector were primarily comprised of taxes generated through automobile purchases made out of the state.

Annual use tax collections for 12 counties increased over previous year levels. Campbell county revealed the most significant increase, at 46.7 percent over the fiscal year 1995 collection. The \$3.7 million upsurge was due mainly to notable increased activities in coal mining. Crook, Washakie, and Weston counties also realized weighty gains of 30 percent or more over the previous year levels. The bulk of the increase in Crook and Weston resulted from heightened operations in railroad transportation, while the durable goods in the wholesale trade sector presented principal growth for Washakie county.

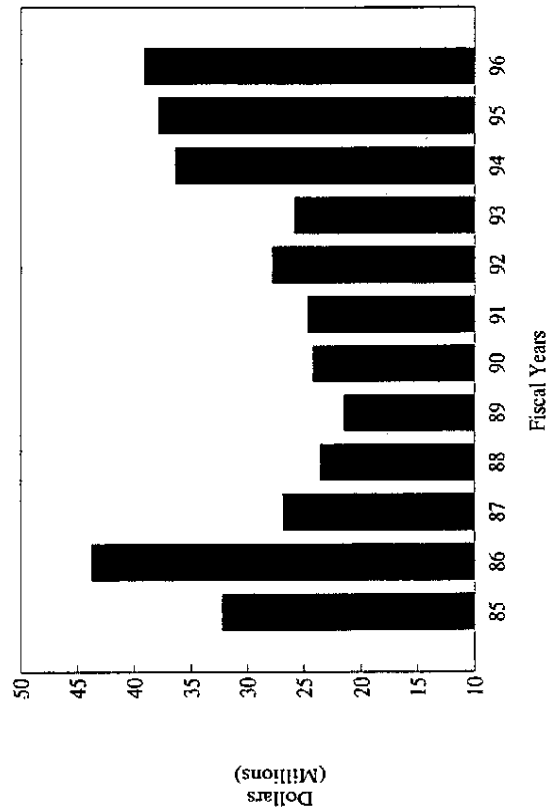
Other significant increases were realized in Natrona (9.6%) and Sheridan (8.2%) counties. The increase in total use tax collections for Natrona county resulted from new coal mining related activities. Sheridan county's increase stemmed primarily from increased telephone communication services within the transportation sector.

Use tax collections declined from year earlier levels in 11 counties. Niobrara county realized a decline of 66.1 percent from the year earlier level, after a tremendous upsurge of 693 percent from fiscal year 1994 to 1995. This lag stemmed from a sharp decline in railroad transportation activities. Other counties that realized substantial declines in use tax collections were Fremont (-32.0%), Platte (-23.0%), and Uinta (-21.3%).

Growth rates for use tax collections over the past twelve years can be found on page 79. Only the 3 percent and 4 percent state use tax collections (no county optional taxes) were used for this comparison.

**STATE USE TAX COLLECTIONS *
FISCAL YEAR 1985 THROUGH FISCAL YEAR 1996**

	STATE USE TAX COLLECTED	ANNUAL % CHANGE
FISCAL 1985	\$32,187,436	-0.26%
FISCAL 1986	\$43,738,341	35.89%
FISCAL 1987	\$26,800,274	-38.73%
FISCAL 1988	\$23,535,766	-12.18%
FISCAL 1989	\$21,474,320	-8.76%
FISCAL 1990	\$24,181,756	12.61%
FISCAL 1991	\$24,676,006	2.04%
FISCAL 1992	\$27,798,122	12.65%
FISCAL 1993	\$25,843,208	-7.03%
FISCAL 1994	\$36,374,212	40.75%
FISCAL 1995	\$37,834,383	4.01%
FISCAL 1996	\$39,098,229	3.34%



* Includes only the state 3% (FY 1985 to FY 1993) and 4% (FY 1994 to FY 1996) collections.

TOTAL

USE TAX COLLECTIONS BY COUNTY

TOTAL

	FY 1985	FY 1986	FY 1987	FY 1988	FY 1989	FY 1990
ALBANY	\$492,292	\$407,185	\$528,430	\$970,767	\$897,110	\$709,269
BIG HORN	\$257,364	\$231,573	\$182,342	\$211,743	\$191,859	\$296,611
CAMPBELL	\$5,167,251	\$3,914,179	\$3,280,334	\$4,196,112	\$4,152,088	\$4,634,554
CARBON	\$1,139,154	\$1,245,711	\$1,271,131	\$1,450,800	\$1,665,018	\$1,598,209
CONVERSE	\$599,692	\$566,717	\$377,532	\$887,022	\$990,153	\$1,454,672
CROOK	\$376,716	\$257,475	\$339,045	\$319,202	\$444,470	\$298,498
FREMONT	\$501,349	\$450,290	\$327,168	\$396,143	\$379,824	\$412,182
GOSHEN	\$532,857	\$325,584	\$291,264	\$310,011	\$433,272	\$520,285
HOT SPRINGS	\$140,060	\$150,561	\$67,955	\$92,821	\$89,624	\$106,979
JOHNSON	\$151,544	\$142,006	\$80,451	\$117,836	\$170,229	\$151,036
LARAMIE	\$2,463,039	\$2,601,549	\$3,014,226	\$2,867,945	\$2,591,222	\$2,245,658
LINCOLN	\$2,766,749	\$9,929,891	\$1,339,414	\$1,047,977	\$1,072,841	\$1,109,408
NATRONA	\$1,930,036	\$1,740,854	\$1,113,252	\$1,401,229	\$1,500,161	\$1,816,130
NIobrara	\$324,191	\$390,310	\$78,154	\$65,108	\$53,282	\$68,337
PARK	\$727,677	\$739,893	\$500,339	\$522,007	\$686,471	\$817,701
PLATTE	\$473,008	\$275,835	\$427,761	\$318,649	\$330,258	\$881,033
SHERIDAN	\$734,046	\$373,805	\$262,480	\$319,553	\$358,272	\$544,412
SUBLETTE	\$505,157	\$6,268,508	\$1,349,055	\$355,171	\$155,411	\$305,125
SWEETWATER	\$3,275,967	\$6,218,791	\$4,552,596	\$3,332,581	\$4,164,481	\$4,549,365
TETON	\$508,455	\$578,565	\$812,930	\$1,015,266	\$1,050,913	\$1,041,630
UINTA	\$2,309,839	\$1,854,413	\$3,920,115	\$1,378,950	\$1,727,836	\$1,607,540
WASHAKIE	\$222,927	\$212,724	\$220,456	\$188,223	\$211,923	\$214,424
WESTON	\$271,380	\$297,953	\$195,739	\$279,093	\$325,887	\$395,798
OUT OF STATE	\$8,155,590	\$5,402,274	\$3,367,653	\$3,503,587	\$3,376,966	\$4,556,335
STATE OF WYOMING	\$34,026,366	\$44,576,670	\$27,899,860	\$25,547,796	\$27,019,571	\$30,335,192

Source: State of Wyoming, Department of Revenue

TOTAL

USE TAX COLLECTIONS BY COUNTY

TOTAL

	FY 1991	FY 1992	FY 1993	FY 1994	FY 1995	FY 1996
ALBANY	\$835,122	\$884,123	\$966,669	\$1,241,767	\$1,355,142	\$1,373,684
BIG HORN	\$366,458	\$517,848	\$467,775	\$519,099	\$587,098	\$629,491
CAMPBELL	\$4,223,640	\$5,315,202	\$5,075,865	\$7,175,791	\$7,868,619	\$11,540,177
CARBON	\$1,170,480	\$1,206,454	\$1,024,570	\$1,909,046	\$1,686,298	\$1,424,777
CONVERSE	\$841,902	\$917,073	\$1,030,514	\$1,283,783	\$2,050,465	\$2,156,469
CROOK	\$284,666	\$444,232	\$378,699	\$564,226	\$572,993	\$744,437
FREMONT	\$499,501	\$574,910	\$535,188	\$898,782	\$1,555,750	\$1,058,538
GOSHEN	\$498,793	\$598,151	\$459,847	\$710,631	\$890,646	\$776,160
HOT SPRINGS	\$94,104	\$105,216	\$101,223	\$214,511	\$157,812	\$134,905
JOHNSON	\$164,415	\$156,456	\$172,425	\$228,072	\$214,701	\$229,614
LARAMIE	\$2,226,691	\$3,085,749	\$3,377,702	\$4,110,926	\$4,739,866	\$4,561,290
LINCOLN	\$1,291,418	\$1,481,480	\$1,712,398	\$1,525,129	\$1,598,909	\$1,338,370
NATRONA	\$1,586,577	\$1,660,354	\$1,643,649	\$2,342,695	\$2,184,420	\$2,394,740
NIOBRARA	\$99,973	\$212,804	\$78,010	\$112,818	\$895,110	\$303,208
PARK	\$981,151	\$933,244	\$1,229,637	\$1,107,953	\$1,336,603	\$1,427,788
PLATTE	\$1,086,396	\$900,714	\$965,405	\$1,131,958	\$1,296,240	\$998,469
SHERIDAN	\$683,994	\$657,961	\$810,449	\$918,322	\$1,018,044	\$1,101,562
SUBLETTE	\$170,384	\$202,688	\$237,977	\$268,984	\$286,430	\$285,909
SWEETWATER	\$6,003,776	\$6,334,699	\$5,302,706	\$5,716,413	\$6,864,145	\$7,157,567
TETON	\$1,211,489	\$1,269,615	\$1,466,077	\$2,143,995	\$2,097,328	\$1,882,807
UNIOLA	\$1,494,687	\$1,571,587	\$1,190,139	\$2,281,373	\$1,926,810	\$1,517,330
WASHAKIE	\$240,621	\$283,139	\$247,213	\$343,377	\$321,476	\$439,013
WESTON	\$329,811	\$484,580	\$347,584	\$551,862	\$586,892	\$765,514
OUT OF STATE	\$4,853,380	\$5,841,734	\$4,758,098	\$6,449,713	\$5,069,217	\$4,397,386
STATE OF WYOMING	\$31,239,432	\$35,640,011	\$33,579,816	\$43,751,225	\$47,161,014	\$48,639,204

Source: State of Wyoming, Department of Revenue

WYOMING

USE TAX COLLECTIONS

WYOMING

INDUSTRIAL SECTOR	FISCAL 91	FISCAL 92	FISCAL 93	FISCAL 94	FISCAL 95	FISCAL 96
AGRICULTURE	\$94,462	\$125,227	\$142,922	\$167,209	\$172,578	\$172,792
MINING	\$9,692,659	\$10,614,155	\$9,435,626	\$12,250,752	\$13,832,296	\$16,720,942
CONSTRUCTION	\$3,583,902	\$4,657,317	\$3,044,056	\$3,858,046	\$4,543,219	\$4,563,166
MANUFACTURING	\$2,427,441	\$2,573,326	\$3,562,615	\$5,606,074	\$4,653,241	\$4,689,399
TRANSPORTATION	\$4,613,949	\$6,077,910	\$4,571,009	\$5,588,147	\$6,451,513	\$5,830,714
WHSL. & RET. TRADE	\$3,850,921	\$3,600,327	\$4,084,665	\$5,199,730	\$4,467,053	\$4,041,783
FINANCE	\$75,498	\$134,455	\$76,856	\$126,964	\$282,788	\$130,322
SERVICE	\$665,901	\$1,036,426	\$994,555	\$1,374,478	\$1,296,777	\$1,191,811
PUBLIC ADM	\$6,234,698	\$6,820,868	\$7,667,513	\$9,579,824	\$11,461,549	\$11,298,273
TOTAL	\$31,239,432	\$35,640,011	\$33,579,816	\$43,751,225	\$47,161,014	\$48,639,204

ALBANY

ALBANY

INDUSTRIAL SECTOR	FISCAL 91	FISCAL 92	FISCAL 93	FISCAL 94	FISCAL 95	FISCAL 96
AGRICULTURE	\$2,055	\$1,840	\$2,730	\$2,965	\$5,879	\$2,525
MINING	\$0	\$0	\$0	\$2,413	\$0	\$0
CONSTRUCTION	\$65,263	\$81,002	\$60,253	\$127,438	\$66,742	\$123,815
MANUFACTURING	\$217,951	\$234,587	\$230,415	\$253,521	\$312,189	\$402,519
TRANSPORTATION	\$159,529	\$143,407	\$127,629	\$194,744	\$166,476	\$150,745
WHSL. & RET. TRADE	\$32,462	\$58,162	\$99,477	\$131,507	\$120,766	\$109,594
FINANCE	\$388	\$2,928	\$2,461	\$1,814	\$1,261	\$3,233
SERVICE	\$16,582	\$24,164	\$27,775	\$47,373	\$32,375	\$37,718
PUBLIC ADM	\$340,893	\$338,032	\$415,929	\$479,993	\$649,454	\$543,535
TOTAL	\$835,122	\$884,123	\$966,669	\$1,241,767	\$1,355,142	\$1,373,684

Source: State of Wyoming, Department of Revenue

BIG HORN

USE TAX COLLECTIONS

INDUSTRIAL SECTOR	FISCAL 91	FISCAL 92	FISCAL 93	FISCAL 94	FISCAL 95	FISCAL 96
AGRICULTURE	\$5,690	\$3,808	\$2,521	\$6,197	\$5,095	\$6,021
MINING	\$13,702	\$11,605	\$17,389	\$18,459	\$21,893	\$36,866
CONSTRUCTION	\$110,194	\$90,887	\$84,339	\$50,035	\$62,478	\$95,973
MANUFACTURING	\$47,133	\$43,312	\$66,145	\$91,737	\$54,402	\$51,054
TRANSPORTATION	\$33,825	\$165,385	\$33,738	\$48,062	\$60,204	\$74,521
WHSL. & RET. TRADE	\$21,170	\$27,268	\$30,400	\$36,250	\$45,113	\$64,761
FINANCE	\$0	\$792	\$261	\$252	\$28	\$19
SERVICE	\$7,084	\$5,815	\$2,370	\$5,867	\$1,855	\$23,120
PUBLIC ADM	\$127,660	\$168,976	\$230,612	\$262,239	\$336,030	\$277,156
TOTAL	\$366,458	\$517,848	\$467,775	\$519,099	\$587,098	\$629,491

CAMPBELL

INDUSTRIAL SECTOR	FISCAL 91	FISCAL 92	FISCAL 93	FISCAL 94	FISCAL 95	FISCAL 96
AGRICULTURE	\$780	\$3,094	\$1,387	\$1,817	\$1,842	\$2,572
MINING	\$3,097,442	\$4,048,086	\$3,704,261	\$5,074,887	\$4,850,749	\$8,811,054
CONSTRUCTION	\$244,374	\$276,796	\$180,371	\$508,292	\$922,417	\$581,117
MANUFACTURING	\$39,998	\$45,053	\$53,372	\$110,700	\$60,091	\$169,629
TRANSPORTATION	\$250,720	\$168,478	\$218,758	\$310,349	\$933,057	\$756,320
WHSL. & RET. TRADE	\$170,294	\$207,403	\$333,249	\$361,955	\$179,734	\$288,628
FINANCE	\$2,076	\$7,428	\$5,495	\$3,377	\$6,911	\$5,172
SERVICE	\$12,741	\$30,353	\$45,275	\$53,113	\$41,003	\$52,783
PUBLIC ADM	\$405,215	\$528,511	\$533,696	\$751,300	\$872,815	\$872,902
TOTAL	\$4,223,640	\$5,315,202	\$5,075,865	\$7,175,791	\$7,868,619	\$11,540,177

Source: State of Wyoming, Department of Revenue

CARBON**USE TAX COLLECTIONS**CARBON

INDUSTRIAL SECTOR	FISCAL 91	FISCAL 92	FISCAL 93	FISCAL 94	FISCAL 95	FISCAL 96
AGRICULTURE	\$69	\$658	\$46	\$224	\$916	\$517
MINING	\$575,219	\$556,594	\$379,946	\$699,279	\$755,976	\$180,852
CONSTRUCTION	\$60,638	\$60,788	\$32,800	\$167,856	\$51,036	\$476,531
MANUFACTURING	\$31,028	\$22,868	\$25,604	\$32,451	\$47,633	\$25,467
TRANSPORTATION	\$186,197	\$168,274	\$108,755	\$310,940	\$159,743	\$200,697
WHSL. & RET. TRADE	\$99,370	\$133,547	\$146,918	\$398,961	\$269,299	\$182,943
FINANCE	\$184	\$3,951	\$613	\$1,384	\$1,330	\$1,252
SERVICE	\$19,875	\$14,749	\$22,140	\$25,066	\$16,444	\$30,124
PUBLIC ADM	\$197,900	\$245,026	\$307,749	\$272,883	\$383,921	\$326,395
TOTAL	\$1,170,480	\$1,206,454	\$1,024,570	\$1,909,046	\$1,686,298	\$1,424,777

CONVERSECONVERSE

INDUSTRIAL SECTOR	FISCAL 91	FISCAL 92	FISCAL 93	FISCAL 94	FISCAL 95	FISCAL 96
AGRICULTURE	\$1,177	\$1,283	\$1,351	\$1,633	\$3,147	\$4,866
MINING	\$528,086	\$431,149	\$512,141	\$783,264	\$956,474	\$1,348,357
CONSTRUCTION	\$15,779	\$10,798	\$26,120	\$37,101	\$113,812	\$98,190
MANUFACTURING	\$14,993	\$14,184	\$6,851	\$23,380	\$11,982	\$5,023
TRANSPORTATION	\$178,912	\$307,727	\$343,326	\$257,490	\$739,482	\$455,337
WHSL. & RET. TRADE	\$19,139	\$18,289	\$14,685	\$24,557	\$33,399	\$36,181
FINANCE	\$98	\$1,386	\$160	\$129	\$195	\$304
SERVICE	\$1,772	\$2,701	\$5,578	\$9,369	\$7,041	\$4,679
PUBLIC ADM	\$81,946	\$129,557	\$120,303	\$146,861	\$184,933	\$203,533
TOTAL	\$841,902	\$917,073	\$1,030,514	\$1,283,783	\$2,050,465	\$2,156,469

Source: State of Wyoming, Department of Revenue

CROOK

USE TAX COLLECTIONS

INDUSTRIAL SECTOR	FISCAL 91	FISCAL 92	FISCAL 93	FISCAL 94	FISCAL 95	FISCAL 96
AGRICULTURE	\$545	\$537	\$387	\$423	\$284	\$310
MINING	\$376	\$2,603	\$698	\$4,780	\$37,764	\$4,137
CONSTRUCTION	\$63,412	\$138,183	\$80,023	\$54,889	\$75,501	\$118,921
MANUFACTURING	\$7,819	\$36,524	\$48,510	\$67,389	\$36,245	\$84,301
TRANSPORTATION	\$32,520	\$57,639	\$29,677	\$109,227	\$47,147	\$183,724
WHSL. & RET. TRADE	\$12,421	\$26,133	\$21,393	\$42,508	\$20,946	\$31,914
FINANCE	\$0	\$0	\$0	\$0	\$0	\$0
SERVICE	\$474	\$261	\$365	\$419	\$3,196	\$2,430
PUBLIC ADM	\$167,100	\$182,352	\$197,646	\$284,590	\$351,910	\$318,700
TOTAL	\$284,666	\$444,232	\$378,699	\$564,226	\$572,993	\$744,437

FREMONT

INDUSTRIAL SECTOR	FISCAL 91	FISCAL 92	FISCAL 93	FISCAL 94	FISCAL 95	FISCAL 96
AGRICULTURE	\$7,567	\$10,642	\$9,576	\$18,899	\$25,059	\$22,395
MINING	\$25,651	\$140,864	\$38,781	\$39,249	\$346,440	\$115,227
CONSTRUCTION	\$66,809	\$94,822	\$67,126	\$291,043	\$637,122	\$237,618
MANUFACTURING	\$11,694	\$27,011	\$40,575	\$78,623	\$73,218	\$71,985
TRANSPORTATION	\$93,014	\$56,995	\$62,403	\$49,819	\$29,814	\$66,843
WHSL. & RET. TRADE	\$68,465	\$48,987	\$73,860	\$83,600	\$79,572	\$110,914
FINANCE	\$2,872	\$5,430	\$2,171	\$2,763	\$1,037	\$7,037
SERVICE	\$19,288	\$25,769	\$28,408	\$81,726	\$14,848	\$45,285
PUBLIC ADM	\$204,141	\$164,388	\$212,286	\$253,061	\$348,640	\$381,234
TOTAL	\$499,501	\$574,910	\$535,188	\$898,782	\$1,555,750	\$1,058,538

Source: State of Wyoming, Department of Revenue

GOSHEN

USE TAX COLLECTIONS

INDUSTRIAL SECTOR	FISCAL 91	FISCAL 92	FISCAL 93	FISCAL 94	FISCAL 95	FISCAL 95
AGRICULTURE	\$11,551	\$14,901	\$18,163	\$26,262	\$12,721	\$6,209
MINING	\$0	\$0	\$0	\$0	\$0	\$0
CONSTRUCTION	\$50,560	\$78,525	\$25,139	\$30,758	\$60,570	\$22,516
MANUFACTURING	\$131,651	\$148,928	\$3,474	\$166,316	\$164,543	\$110,419
TRANSPORTATION	\$68,365	\$38,338	\$72,034	\$80,625	\$150,937	\$122,574
WHSL. & RET. TRADE	\$19,474	\$9,260	\$8,503	\$20,464	\$45,514	\$45,065
FINANCE	\$694	\$2,437	\$4,143	\$16	\$20	\$244
SERVICE	\$978	\$1,299	\$540	\$4,743	\$4,301	\$3,455
PUBLIC ADM	\$215,519	\$304,463	\$327,851	\$381,446	\$452,040	\$465,680
TOTAL	\$498,793	\$598,151	\$459,847	\$710,631	\$890,646	\$776,160

HOT SPRINGS

INDUSTRIAL SECTOR	FISCAL 91	FISCAL 92	FISCAL 93	FISCAL 94	FISCAL 95	FISCAL 96
AGRICULTURE	\$0	\$0	\$0	\$13	\$0	\$0
MINING	\$5,460	\$3,147	\$2,165	\$31,050	\$9,961	\$6,551
CONSTRUCTION	\$2,921	\$1,699	\$2,618	\$1,509	\$851	\$1,484
MANUFACTURING	\$2,502	\$2,508	\$903	\$9,713	\$4,928	\$5,733
TRANSPORTATION	\$12,854	\$8,910	\$7,050	\$46,587	\$16,636	\$7,914
WHSL. & RET. TRADE	\$1,823	\$935	\$16,897	\$18,676	\$23,344	\$12,900
FINANCE	\$9	\$27	\$7	\$0	\$0	\$0
SERVICE	\$302	\$680	\$315	\$2,807	\$1,958	\$8,149
PUBLIC ADM	\$68,234	\$87,310	\$71,267	\$104,157	\$100,134	\$92,173
TOTAL	\$94,104	\$105,216	\$101,223	\$214,511	\$157,812	\$134,905

HOT SPRINGS

Source: State of Wyoming, Department of Revenue

JOHNSON**USE TAX COLLECTIONS**JOHNSON

INDUSTRIAL SECTOR	FISCAL 91	FISCAL 92	FISCAL 93	FISCAL 94	FISCAL 95	FISCAL 96
AGRICULTURE	\$1,410	\$1,992	\$3,249	\$4,412	\$4,748	\$4,717
MINING	\$623	\$3,621	\$914	\$2,312	\$1,567	\$3,900
CONSTRUCTION	\$25,207	\$11,981	\$24,585	\$2,572	\$3,675	\$9,222
MANUFACTURING	\$7,684	\$7,693	\$8,073	\$23,541	\$11,611	\$7,761
TRANSPORTATION	\$5,389	\$2,852	\$2,092	\$7,176	\$10,566	\$9,648
WHSL. & RET. TRADE	\$5,973	\$10,692	\$4,208	\$8,331	\$13,660	\$29,437
FINANCE	\$0	\$21	\$0	\$23	\$5	\$2
SERVICE	\$275	\$357	\$182	\$7,257	\$991	\$3,212
PUBLIC ADM	\$117,854	\$117,245	\$129,123	\$172,449	\$167,878	\$161,716
TOTAL	\$164,415	\$156,456	\$172,425	\$228,072	\$214,701	\$229,614

LARAMIELARAMIE

INDUSTRIAL SECTOR	FISCAL 91	FISCAL 92	FISCAL 93	FISCAL 94	FISCAL 95	FISCAL 96
AGRICULTURE	\$17,925	\$26,746	\$28,291	\$30,117	\$34,577	\$40,034
MINING	\$1,463	\$511	\$0	\$78	\$293	\$0
CONSTRUCTION	\$291,916	\$571,918	\$548,861	\$668,157	\$824,078	\$814,627
MANUFACTURING	\$338,798	\$577,789	\$811,853	\$848,303	\$816,095	\$693,593
TRANSPORTATION	\$401,816	\$323,364	\$376,801	\$403,690	\$450,156	\$376,789
WHSL. & RET. TRADE	\$176,527	\$294,397	\$329,906	\$451,586	\$505,853	\$566,347
FINANCE	\$20,697	\$43,867	\$18,911	\$80,550	\$238,637	\$81,356
SERVICE	\$70,739	\$167,520	\$84,329	\$141,126	\$188,548	\$127,792
PUBLIC ADM	\$906,808	\$1,079,638	\$1,178,750	-\$1,487,320	\$1,681,629	\$1,860,752
TOTAL	\$2,226,691	\$3,085,749	\$3,377,702	\$4,110,926	\$4,739,866	\$4,561,290

Source: State of Wyoming, Department of Revenue

LINCOLN**USE TAX COLLECTIONS**LINCOLN

INDUSTRIAL SECTOR	FISCAL 91	FISCAL 92	FISCAL 93	FISCAL 94	FISCAL 95	FISCAL 96
AGRICULTURE	\$751	\$646	\$621	\$1,177	\$1,229	\$1,454
MINING	\$546,354	\$680,771	\$425,352	\$356,400	\$498,553	\$301,931
CONSTRUCTION	\$19,720	\$48,619	\$94,200	\$116,878	\$89,663	\$81,195
MANUFACTURING	\$35,702	\$50,365	\$353,477	\$17,080	\$6,469	\$6,183
TRANSPORTATION	\$255,168	\$252,634	\$334,030	\$351,114	\$246,666	\$263,412
WHSL. & RET. TRADE	\$158,138	\$104,477	\$142,435	\$153,757	\$181,043	\$93,606
FINANCE	\$1,483	\$3,785	\$1,032	\$1,177	\$4,344	\$35
SERVICE	\$9,307	\$8,981	\$9,496	\$26,933	\$27,387	\$10,260
PUBLIC ADM	\$264,796	\$331,202	\$351,756	\$500,613	\$543,555	\$580,295
TOTAL	\$1,291,418	\$1,481,480	\$1,712,398	\$1,525,129	\$1,598,909	\$1,338,370

NATRONANATRONA

INDUSTRIAL SECTOR	FISCAL 91	FISCAL 92	FISCAL 93	FISCAL 94	FISCAL 95	FISCAL 96
AGRICULTURE	\$6,240	\$6,776	\$6,748	\$6,093	\$5,507	\$4,250
MINING	\$133,836	\$109,915	\$158,869	\$290,957	\$132,685	\$419,249
CONSTRUCTION	\$180,467	\$149,069	\$200,049	\$215,561	\$254,735	\$249,530
MANUFACTURING	\$159,376	\$156,762	\$167,909	\$216,322	\$137,983	\$121,508
TRANSPORTATION	\$263,516	\$195,575	\$169,714	\$266,988	\$221,190	\$193,345
WHSL. & RET. TRADE	\$237,150	\$370,220	\$290,569	\$488,017	\$374,699	\$353,793
FINANCE	\$4,660	\$10,844	\$13,164	\$10,235	\$5,013	\$5,059
SERVICE	\$64,239	\$95,712	\$61,750	\$151,622	\$205,785	\$205,867
PUBLIC ADM	\$537,093	\$565,481	\$574,878	\$696,899	\$846,823	\$842,139
TOTAL	\$1,586,577	\$1,660,354	\$1,643,649	\$2,342,695	\$2,184,420	\$2,394,740

Source: State of Wyoming, Department of Revenue

NIOBRARA

USE TAX COLLECTIONS

NIOBRARA

INDUSTRIAL SECTOR	FISCAL 91	FISCAL 92	FISCAL 93	FISCAL 94	FISCAL 95	FISCAL 96
AGRICULTURE	\$0	\$0	\$0	\$7	\$0	\$0
MINING	\$1,476	\$3,942	\$0	\$41	\$109	\$200
CONSTRUCTION	\$15,594	\$39,336	(\$22)	\$692	\$17,967	\$720
MANUFACTURING	\$6,149	\$2,491	\$925	\$3,730	\$33,417	\$2,153
TRANSPORTATION	\$12,784	\$118,704	\$18,727	\$48,595	\$742,796	\$215,666
WHSL. & RET. TRADE	\$2,844	\$1,324	\$1,465	\$4,821	\$1,521	\$11,844
FINANCE	\$0	\$1,429	\$0	\$5	\$13	\$1
SERVICE	\$131	\$787	\$187	\$419	\$2,189	\$1,469
PUBLIC ADM	\$60,995	\$44,791	\$56,727	\$54,508	\$97,098	\$71,156
TOTAL	\$99,973	\$212,804	\$78,010	\$112,818	\$895,110	\$303,208

PARK

PARK

INDUSTRIAL SECTOR	FISCAL 91	FISCAL 92	FISCAL 93	FISCAL 94	FISCAL 95	FISCAL 96
AGRICULTURE	\$827	\$1,683	\$895	\$719	\$0	\$863
MINING	\$322,280	\$301,382	\$403,545	\$335,967	\$369,698	\$442,991
CONSTRUCTION	\$191,119	\$151,399	\$235,381	\$151,762	\$195,437	\$235,827
MANUFACTURING	\$19,278	\$26,618	\$42,379	\$68,824	\$46,222	\$31,577
TRANSPORTATION	\$26,354	\$26,170	\$82,271	\$41,180	\$44,092	\$59,242
WHSL. & RET. TRADE	\$121,562	\$100,903	\$67,829	\$66,363	\$105,268	\$110,444
FINANCE	\$815	\$3,272	\$6,278	\$5,347	\$2,148	\$4,574
SERVICE	\$10,110	\$6,497	\$6,361	\$9,195	\$12,060	\$12,456
PUBLIC ADM	\$288,807	\$315,319	\$384,698	\$428,596	\$561,678	\$529,814
TOTAL	\$981,151	\$933,244	\$1,229,637	\$1,107,953	\$1,336,603	\$1,427,788

Source: State of Wyoming, Department of Revenue

PLATTE

USE TAX COLLECTIONS

INDUSTRIAL SECTOR	FISCAL 91	FISCAL 92	FISCAL 93	FISCAL 94	FISCAL 95	FISCAL 96
AGRICULTURE	\$10,635	\$15,124	\$22,309	\$27,238	\$30,179	\$25,792
MINING	\$1,203	\$2,238	\$3,944	\$3,304	\$2,998	\$1,922
CONSTRUCTION	\$7,968	\$9,533	\$110,979	\$17,254	\$32,553	\$22,976
MANUFACTURING	\$586,793	\$633,511	\$582,355	\$732,964	\$743,621	\$627,260
TRANSPORTATION	\$364,343	\$113,359	\$90,453	\$181,529	\$267,599	\$79,824
WHSL. & RET. TRADE	\$6,649	\$6,401	\$7,083	\$12,918	\$27,212	\$38,354
FINANCE	\$69	\$2,243	\$331	\$346	\$136	\$120
SERVICE	\$736	\$4,531	\$8,992	\$13,263	\$13,003	\$12,799
PUBLIC ADM	\$108,001	\$113,774	\$138,959	\$143,142	\$178,939	\$189,423
TOTAL	\$1,086,396	\$900,714	\$965,405	\$1,131,958	\$1,296,240	\$998,469

SHERIDAN

INDUSTRIAL SECTOR	FISCAL 91	FISCAL 92	FISCAL 93	FISCAL 94	FISCAL 95	FISCAL 96
AGRICULTURE	\$3,356	\$2,845	\$2,592	\$2,767	\$2,456	\$2,246
MINING	\$8,893	\$7,517	\$10,100	\$3,794	\$7,834	\$30,531
CONSTRUCTION	\$43,561	\$90,057	\$195,173	\$95,062	\$71,349	\$96,864
MANUFACTURING	\$28,076	\$41,594	\$58,084	\$45,641	\$42,617	\$32,861
TRANSPORTATION	\$246,619	\$128,923	\$165,483	\$198,302	\$260,919	\$313,600
WHSL. & RET. TRADE	\$56,725	\$76,169	\$63,868	\$127,466	\$111,274	\$129,634
FINANCE	\$3,803	\$14,930	\$1,040	\$5,070	\$3,841	\$6,233
SERVICE	\$3,382	\$3,128	\$9,333	\$20,928	\$22,060	\$27,489
PUBLIC ADM	\$289,580	\$292,799	\$304,776	\$419,293	\$495,694	\$462,105
TOTAL	\$683,994	\$657,961	\$810,449	\$918,322	\$1,018,044	\$1,101,562

Source: State of Wyoming, Department of Revenue

SUBLETTE

USE TAX COLLECTIONS

INDUSTRIAL SECTOR	FISCAL 91	FISCAL 92	FISCAL 93	FISCAL 94	FISCAL 95	FISCAL 96
AGRICULTURE	\$2,530	\$4,348	\$5,482	\$5,560	\$9,782	\$9,737
MINING	\$5,972	\$16,356	\$36,046	\$12,765	\$17,637	\$22,143
CONSTRUCTION	\$8,074	\$22,923	\$17,075	\$8,050	\$14,954	\$12,697
MANUFACTURING	\$7,978	\$5,285	\$15,165	\$5,245	\$3,398	\$690
TRANSPORTATION	\$38,753	\$37,169	\$30,393	\$36,334	\$10,020	\$7,145
WHSL. & RET. TRADE	\$3,418	\$3,457	\$8,152	\$10,380	\$4,350	\$8,169
FINANCE	\$0	\$1,182	\$66	\$9	\$1	\$0
SERVICE	\$304	\$994	\$170	\$15,347	\$15,469	\$3,194
PUBLIC ADM	\$103,354	\$110,973	\$125,428	\$175,294	\$210,819	\$222,135
TOTAL	\$170,384	\$202,688	\$237,977	\$268,984	\$286,430	\$285,909

SWEETWATER

SWEETWATER

INDUSTRIAL SECTOR	FISCAL 91	FISCAL 92	FISCAL 93	FISCAL 94	FISCAL 95	FISCAL 96
AGRICULTURE	\$1,664	\$2,447	\$2,405	\$4,186	\$973	\$2,664
MINING	\$3,485,097	\$3,325,648	\$2,954,732	\$2,594,407	\$4,147,956	\$3,828,037
CONSTRUCTION	\$825,731	\$1,355,654	\$198,933	\$224,985	\$172,539	\$407,410
MANUFACTURING	\$34,185	\$28,742	\$185,680	\$991,776	\$778,888	\$884,025
TRANSPORTATION	\$765,723	\$519,854	\$934,635	\$807,703	\$549,968	\$947,865
WHSL. & RET. TRADE	\$344,890	\$385,587	\$183,172	\$251,170	\$178,510	\$161,748
FINANCE	\$740	\$4,242	\$1,144	\$9,186	\$13,269	\$9,172
SERVICE	\$27,723	\$248,161	\$266,028	\$64,260	\$88,037	\$51,861
PUBLIC ADM	\$518,025	\$464,364	\$575,977	\$768,740	\$934,005	\$864,766
TOTAL	\$6,003,776	\$6,334,699	\$5,302,706	\$5,716,413	\$6,864,145	\$7,157,567

Source: State of Wyoming, Department of Revenue

TETON**USE TAX COLLECTIONS**TETON

INDUSTRIAL SECTOR	FISCAL 91	FISCAL 92	FISCAL 93	FISCAL 94	FISCAL 95	FISCAL 96
AGRICULTURE	\$3,802	\$5,665	\$5,552	\$11,952	\$15,860	\$20,626
MINING	\$0	\$0	\$0	\$14	\$6,386	\$8,298
CONSTRUCTION	\$330,607	\$306,245	\$343,841	\$535,771	\$451,391	\$400,716
MANUFACTURING	\$32,300	\$45,436	\$69,018	\$156,398	\$24,252	\$23,675
TRANSPORTATION	\$51,828	\$58,527	\$41,172	\$68,164	\$47,118	\$57,430
WHSL. & RET. TRADE	\$60,739	\$161,891	\$143,373	\$379,839	\$334,847	\$251,194
FINANCE	\$25,853	\$4,913	\$1,795	\$2,046	\$1,958	\$1,874
SERVICE	\$103,674	\$125,270	\$115,898	\$175,293	\$232,049	\$180,913
PUBLIC ADM	\$602,685	\$561,667	\$745,428	\$814,517	\$983,467	\$938,081
TOTAL	\$1,211,489	\$1,269,615	\$1,466,077	\$2,143,995	\$2,097,328	\$1,882,807

UINTAUINTA

INDUSTRIAL SECTOR	FISCAL 91	FISCAL 92	FISCAL 93	FISCAL 94	FISCAL 95	FISCAL 96
AGRICULTURE	\$3,962	\$3,689	\$4,273	\$8,944	\$7,190	\$14,949
MINING	\$49,523	\$50,316	\$43,499	\$228,737	\$272,865	\$139,353
CONSTRUCTION	\$151,798	\$122,428	\$77,761	\$98,312	\$55,379	\$88,062
MANUFACTURING	\$20,167	\$19,317	\$10,918	\$19,620	\$14,863	\$3,374
TRANSPORTATION	\$464,632	\$759,847	\$478,395	\$979,348	\$650,903	\$304,138
WHSL. & RET. TRADE	\$366,606	\$135,855	\$88,058	\$233,444	\$170,540	\$193,138
FINANCE	\$0	\$2,113	\$135	\$272	\$86	\$1,443
SERVICE	\$15,532	\$16,472	\$11,737	\$31,013	\$23,501	\$40,456
PUBLIC ADM	\$422,467	\$461,550	\$475,363	\$681,683	\$731,483	\$732,417
TOTAL	\$1,494,687	\$1,571,587	\$1,190,139	\$2,281,373	\$1,926,810	\$1,517,330

Source: State of Wyoming, Department of Revenue

WASHAKIE

USE TAX COLLECTIONS

INDUSTRIAL SECTOR	FISCAL 91	FISCAL 92	FISCAL 93	FISCAL 94	FISCAL 95	FISCAL 96
AGRICULTURE	\$0	\$0	\$0	\$21	\$0	\$0
MINING	\$5,191	\$9,014	\$3,860	\$12,615	\$22,279	\$28,699
CONSTRUCTION	\$35,448	\$39,692	\$26,933	\$37,686	\$36,684	\$42,958
MANUFACTURING	\$65,272	\$75,925	\$50,092	\$39,183	\$42,440	\$51,404
TRANSPORTATION	\$11,750	\$21,149	\$47,043	\$81,305	\$18,322	\$22,296
WHSL. & RET. TRADE	\$41,324	\$50,884	\$41,053	\$39,970	\$82,366	\$142,270
FINANCE	\$256	\$837	\$397	\$46	\$60	\$31
SERVICE	\$644	\$757	\$508	\$1,193	\$2,338	\$2,113
PUBLIC ADM	\$80,737	\$84,881	\$77,326	\$131,357	\$116,987	\$149,241
TOTAL	\$240,621	\$283,139	\$247,213	\$343,377	\$321,476	\$439,013

WESTON

INDUSTRIAL SECTOR	FISCAL 91	FISCAL 92	FISCAL 93	FISCAL 94	FISCAL 95	FISCAL 96
AGRICULTURE	\$0	\$139	\$410	\$706	\$187	\$0
MINING	\$49,416	\$42,427	\$41,290	\$51,981	\$72,915	\$53,246
CONSTRUCTION	\$2,893	\$4,969	\$8,459	\$45,634	(\$3,255)	\$31,481
MANUFACTURING	\$15,049	\$27,757	\$16,035	\$49,945	\$47,859	\$8,336
TRANSPORTATION	\$128,912	\$275,295	\$148,625	\$225,554	\$225,216	\$444,831
WHSL. & RET. TRADE	\$8,794	\$5,548	\$958	\$7,809	\$10,161	\$13,697
FINANCE	\$16	\$36	\$8	\$408	\$8	\$91
SERVICE	\$28	\$308	\$829	\$986	\$2,795	\$997
PUBLIC ADM	\$124,704	\$128,103	\$130,970	\$168,840	\$231,006	\$212,836
TOTAL	\$329,811	\$484,580	\$347,584	\$551,862	\$586,892	\$765,514

Source: State of Wyoming, Department of Revenue

OUT OF STATE

USE TAX COLLECTIONS

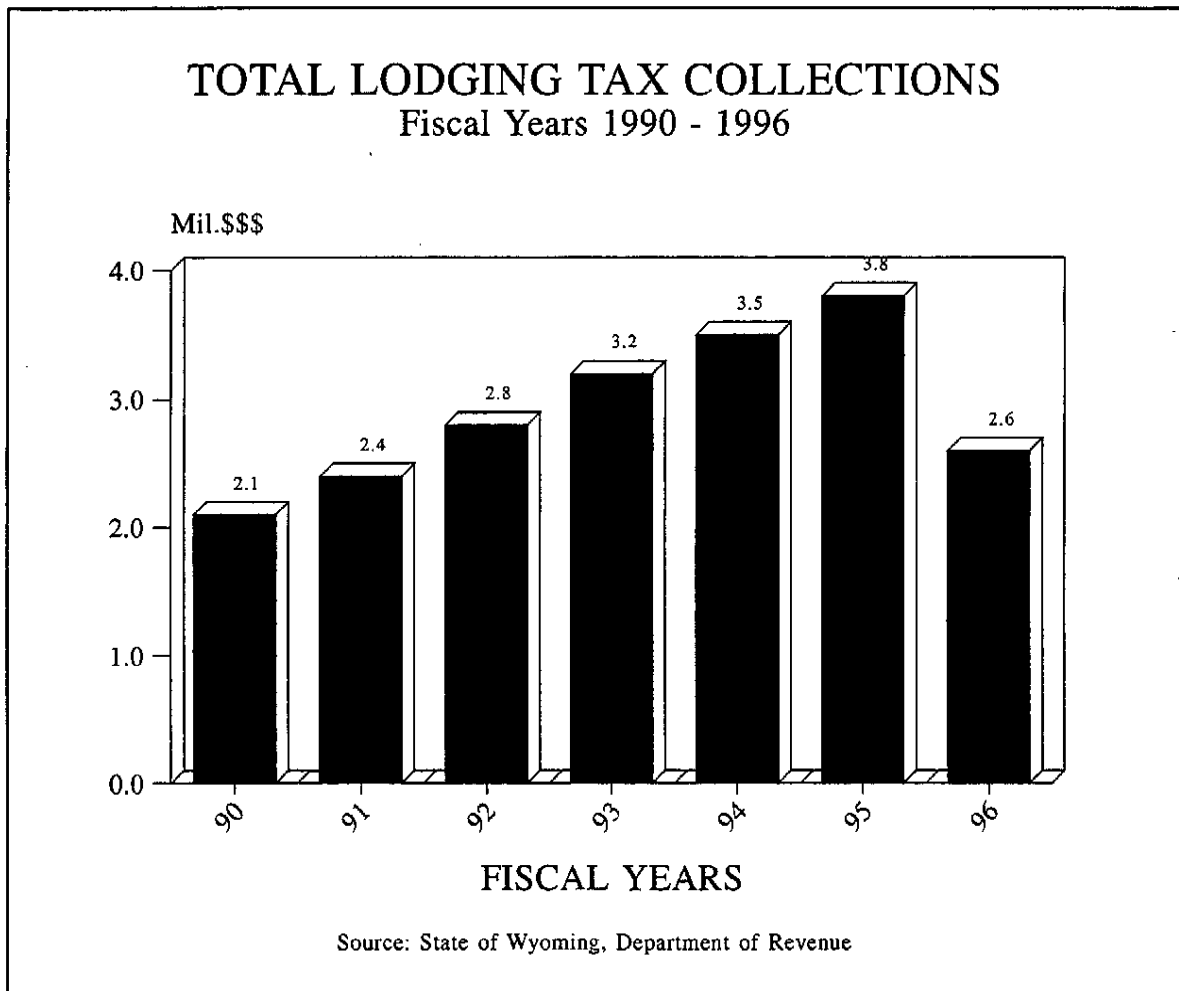
OUT OF STATE

INDUSTRIAL SECTOR	FISCAL 91	FISCAL 92	FISCAL 93	FISCAL 94	FISCAL 95	FISCAL 96
AGRICULTURE	\$11,925	\$16,364	\$23,934	\$4,878	\$4,947	\$43
MINING	\$835,398	\$866,450	\$698,093	\$1,704,000	\$1,299,264	\$937,379
CONSTRUCTION	\$773,851	\$899,993	\$403,060	\$370,749	\$335,541	\$312,720
MANUFACTURING	\$565,865	\$299,065	\$714,803	\$1,553,672	\$1,138,275	\$1,268,870
TRANSPORTATION	\$560,426	\$2,129,334	\$647,806	\$483,323	\$402,486	\$516,810
WHSL. & RET. TRADE	\$1,814,966	\$1,362,538	\$1,967,154	\$1,845,381	\$1,548,062	\$1,055,214
FINANCE	\$10,785	\$16,363	\$17,243	\$2,511	\$2,487	\$3,070
SERVICE	\$279,982	\$251,162	\$285,989	\$485,160	\$337,544	\$303,192
PUBLIC ADM	\$184	\$465	\$15	\$41	\$611	\$88
TOTAL	\$4,853,380	\$5,841,734	\$4,758,098	\$6,449,713	\$5,069,217	\$4,397,386

Source: State of Wyoming, Department of Revenue

SECTION IV

LODGING TAX COLLECTIONS



SUMMARY OF LODGING TAX COLLECTIONS

Total lodging tax collections for fiscal year 1996 was \$2.6 million, a decrease of 32.2 percent from \$3.8 million collected in the previous year. Apparently, this dive was caused by the reversion of the 2 percent lodging tax in Teton county and 1 percent in Pinedale town of Sublette county as of July 1, 1995. When these two counties are excluded, the remaining collections were up by 2 percent from fiscal year 1995 to 1996. Lincoln, Washakie, and Albany counties demonstrated significant increases of 12.6, 10.2, and 9.4 percent, respectively. The expansion of nearly \$23,000, or 6.5 percent, in Park county probably indicates the continuation of economic growth of the tourism industry in the national park areas.

Overall, increases over fiscal year 1995 levels were realized in 13 of the 23 counties statewide. Big Horn, Campbell, Carbon, Fremont, Platte counties endured over 3 percent drop from the prior year levels. Since the lodging tax option in many instances is limited to municipal coverage alone and not imposed county-wide, certain county comparisons are not possible.

LODGING TAX COLLECTIONS

	FY 1990	FY 1991	FY 1992	FY 1993	FY 1994	FY 1995	FY 1996
COUNTY OF ALBANY	\$2,004	\$4,186	\$7,688	\$8,834	\$12,459	\$11,709	\$10,867
LARAMIE	\$98,643	\$105,496	\$109,341	\$115,942	\$117,194	\$124,020	\$137,667
ROCK RIVER	\$199	\$181	\$225	\$96	\$121	\$77	\$59
TOTAL	\$100,846	\$109,863	\$117,253	\$124,872	\$129,773	\$135,806	\$148,593
COUNTY OF BIG HORN	NA	NA	NA	NA	NA	NA	NA
GREYBULL	NA	\$1,240	\$9,491	\$9,623	\$9,445	\$11,161	\$11,891
LOVELL	\$4,605	\$6,700	\$6,282	\$7,649	\$7,356	\$9,218	\$7,742
TOTAL	\$4,605	\$7,940	\$15,773	\$17,272	\$16,801	\$20,379	\$19,633
COUNTY OF CAMPBELL	NA	NA	NA	NA	NA	NA	NA
GILLETTE	\$80,697	\$100,448	\$114,918	\$122,816	\$131,816	\$149,795	\$144,562
TOTAL	\$80,697	\$100,448	\$114,918	\$122,816	\$131,816	\$149,795	\$144,562
COUNTY OF CARBON	\$32,821	\$38,045	\$32,864	\$33,020	\$34,902	\$35,879	\$35,180
BAGGS	\$2,860	\$4,573	\$4,272	\$4,451	\$6,442	\$6,063	\$5,698
ELK MOUNTAIN	\$111	\$101	\$73	\$197	\$91	\$51	\$57
ENCAMPMENT	\$73	\$21	\$32	\$201	\$429	\$430	\$309
HANNA	\$936	\$893	\$937	\$943	\$804	\$1,245	\$783
MEDICINE BOW	\$787	\$738	\$656	\$601	\$238	\$86	\$91
RAWLINS	\$66,123	\$67,195	\$79,635	\$91,726	\$86,846	\$86,465	\$80,663
RIVERSIDE	\$380	\$510	\$463	\$614	\$622	\$669	\$844
SARATOGA	\$9,833	\$11,592	\$11,417	\$13,785	\$14,277	\$14,679	\$15,933
SINCLAIR	\$7	\$17	0	0	0	0	0
TOTAL	\$113,924	\$118,685	\$130,349	\$145,538	\$144,650	\$145,567	\$139,558
COUNTY OF CONVERSE	\$622	\$1,590	\$2,788	\$3,435	\$4,978	\$6,739	\$4,539
DOUGLAS	\$28,314	\$31,960	\$34,307	\$37,849	\$39,708	\$44,622	\$47,521
GLENROCK	\$1,833	\$491	\$409	\$508	\$570	\$781	\$869
TOTAL	\$30,769	\$34,041	\$37,504	\$41,792	\$45,255	\$52,142	\$52,929
COUNTY OF CROOK	\$1,576	\$2,256	\$3,027	\$3,367	\$3,740	\$4,576	\$4,610
MOORCROFT	\$3,212	\$4,192	\$3,751	\$4,036	\$4,285	\$4,317	\$4,269
SUNDANCE	\$9,968	\$12,427	\$12,908	\$14,639	\$16,058	\$16,062	\$16,466
HULETT	\$1,283	\$1,352	\$1,505	\$1,722	\$1,768	\$2,390	\$2,217
TOTAL	\$16,039	\$20,227	\$21,191	\$23,764	\$25,851	\$27,345	\$27,562
COUNTY OF FREMONT	\$1,387	\$4,512	\$5,252	\$11,726	\$16,964	\$21,993	\$22,700
DUBOIS	\$14,729	\$15,620	\$17,156	\$15,785	\$15,625	\$17,077	\$17,917
LANDER	\$14,340	\$16,379	\$15,819	\$19,790	\$20,999	\$23,054	\$23,358
SHOSHONI	\$984	\$1,535	\$1,363	\$1,121	\$2,597	\$3,292	\$2,196
RIVERTON	\$36,972	\$42,737	\$44,720	\$43,098	\$49,208	\$60,180	\$52,255
TOTAL	\$68,412	\$80,784	\$84,311	\$91,519	\$105,393	\$125,596	\$118,426

Source: State of Wyoming, Department of Revenue

LODGING TAX COLLECTIONS

	FY 1990	FY 1991	FY 1992	FY 1993	FY 1994	FY 1995	FY 1996
COUNTY OF GOSHEN	NA	NA	\$21	\$3	\$110	\$83	\$379
FORT LARAMIE	NA	\$1	\$79	\$84	\$307	\$260	\$192
TORRINGTON	NA	\$2,667	\$8,517	\$13,247	\$29,222	\$30,862	\$30,720
TOTAL	NA	\$2,668	\$8,617	\$13,333	\$29,639	\$31,205	\$31,291
COUNTY OF HOT SPRINGS	\$1,529	\$2,521	\$3,405	\$3,466	\$3,903	\$2,670	\$2,600
EAST THERMOPOLIS	\$11	\$439	\$477	NA	\$0	\$0	\$0
THERMOPOLIS	\$25,466	\$30,169	\$29,226	\$33,639	\$36,293	\$39,607	\$39,776
TOTAL	\$27,006	\$33,129	\$33,107	\$37,104	\$40,196	\$42,277	\$42,376
COUNTY OF JOHNSON	\$10,118	\$15,766	\$18,194	\$11,508	\$14,116	\$16,042	\$17,244
BUFFALO	\$27,188	\$29,571	\$29,278	\$38,365	\$44,162	\$47,273	\$46,363
KAYCEE	\$1,321	\$1,190	\$1,028	\$902	\$1,014	\$1,322	\$1,158
TOTAL	\$38,627	\$46,527	\$48,499	\$50,775	\$59,291	\$64,637	\$64,765
COUNTY OF LARAMIE	\$55,876	\$62,812	\$58,245	\$73,307	\$69,371	\$74,594	\$91,508
CHEYENNE	\$156,639	\$176,171	\$183,199	\$202,631	\$216,192	\$229,558	\$222,885
BURNS	NA	NA	\$2,749	\$3,678	\$3,279	\$3,363	\$3,361
PINE BLUFFS	\$3,643	\$3,320	\$2,989	\$717	\$683	\$859	\$214
TOTAL	\$216,157	\$242,303	\$247,182	\$280,333	\$289,526	\$308,374	\$317,968
COUNTY OF LINCOLN	NA	NA	NA	NA	NA	NA	NA
AFTON	NA	NA	NA	\$1,492	\$8,244	\$8,883	\$8,440
COKEVILLE	NA	NA	NA	NA	NA	\$342	\$1,944
TOTAL	NA	NA	NA	\$1,492	\$8,244	\$9,225	\$10,384
COUNTY OF NATRONA	\$24,421	\$48,136	\$43,825	\$29,366	\$38,694	\$49,111	\$51,294
CASPER	\$127,204	\$116,700	\$130,434	\$148,600	\$175,146	\$181,876	\$189,862
EDGERTON	\$1,204	\$699	\$928	\$861	\$1,048	\$709	\$711
EVANSVILLE	\$11,650	\$12,000	\$12,450	\$12,432	\$15,096	\$15,460	\$14,400
MILLS	\$463	\$383	\$331	\$429	\$494	\$508	\$466
TOTAL	\$164,942	\$177,919	\$187,968	\$191,688	\$230,478	\$247,664	\$256,733
COUNTY OF NIOBRARA	NA	NA	NA	NA	NA	NA	NA
LUSK	NA	\$11,122	\$15,721	\$16,024	\$16,781	\$19,111	\$18,634
TOTAL	NA	\$11,122	\$15,721	\$16,024	\$16,781	\$19,111	\$18,634
COUNTY OF PARK	\$106,472	\$122,815	\$134,428	\$166,801	\$149,860	\$157,729	\$165,990
CODY	\$105,880	\$116,410	\$127,767	\$144,540	\$163,652	\$175,855	\$192,331
MEETEETSE	\$1,180	\$1,451	\$1,364	\$1,746	\$2,066	\$1,891	\$1,805
POWELL	\$11,774	\$11,775	\$10,952	\$10,929	\$12,669	\$17,287	\$15,622
TOTAL	\$225,306	\$252,452	\$274,511	\$324,015	\$328,248	\$352,762	\$375,748

Source: State of Wyoming, Department of Revenue

LODGING TAX COLLECTIONS

	FY 1990	FY 1991	FY 1992	FY 1993	FY 1994	FY 1995	FY 1996
COUNTY OF PLATTE	NA	NA	NA	NA	NA	NA	NA
GUERNSEY	NA	\$896	\$3,408	\$3,446	\$3,927	\$4,042	\$3,497
TOTAL	NA	\$896	\$3,408	\$3,446	\$3,927	\$4,042	\$3,497
COUNTY OF SHERIDAN	NA	NA	NA	NA	NA	NA	NA
SHERIDAN	NA	NA	NA	\$22,263	\$115,332	\$123,519	\$122,722
TOTAL	NA	NA	NA	\$22,263	\$115,332	\$123,519	\$122,722
COUNTY OF SUBLETTE	NA	NA	NA	NA	NA	NA	NA
PINEDALE	\$6,308	\$6,746	\$7,761	\$8,392	\$9,230	\$9,111	\$1,396
TOTAL	\$6,308	\$6,746	\$7,761	\$8,392	\$9,230	\$9,111	\$1,396
COUNTY OF SWEETWATER	NA	NA	\$18,379	\$25,493	\$29,061	\$49,206	\$53,898
GREEN RIVER	NA	NA	\$12,672	\$16,848	\$16,253	\$17,417	\$15,067
ROCK SPRINGS	NA	NA	\$117,948	\$177,845	\$173,849	\$171,296	\$167,976
WAMSUTTER	NA	NA	\$1,037	\$1,430	\$1,635	\$1,097	\$805
TOTAL	NA	NA	\$150,036	\$221,616	\$220,798	\$239,016	\$237,746
COUNTY OF TETON	\$702,938	\$822,960	\$882,497	\$953,058	\$1,055,731	\$1,137,272	\$222,321
JACKSON	\$265,817	\$307,551	\$326,247	\$389,713	\$396,695	\$444,349	\$93,658
TOTAL	\$968,750	\$1,130,510	\$1,208,745	\$1,342,772	\$1,452,427	\$1,581,621	\$315,979
COUNTY OF UINTEA	NA	NA	NA	NA	NA	NA	NA
EVANSTON	NA	\$18,094	\$88,491	\$82,204	\$93,666	\$87,865	\$92,457
TOTAL	NA	\$18,094	\$88,491	\$82,204	\$93,666	\$87,865	\$92,457
COUNTY OF WASHAKIE	NA	\$255	\$205	\$107	\$44	\$126	\$1,007
TEN SLEEP	NA	\$355	\$1,335	\$1,257	\$1,590	\$1,938	\$1,502
WORLAND	NA	\$7,909	\$18,980	\$18,955	\$19,146	\$19,672	\$21,448
TOTAL	NA	\$8,519	\$20,520	\$20,319	\$20,780	\$21,736	\$23,957
COUNTY OF WESTON	NA	\$9,980	\$11,935	\$12,132	\$14,148	\$13,432	\$14,745
NEWCASTLE	NA	\$5,082	\$7,548	\$7,636	\$9,097	\$9,869	\$10,785
UPTON	NA	\$970	\$1,412	\$1,246	\$1,317	\$1,393	\$1,044
TOTAL	NA	\$16,032	\$20,895	\$21,014	\$24,563	\$24,694	\$26,574
GRAND TOTAL	\$2,062,397	\$2,418,906	\$2,836,759	\$3,204,362	\$3,542,667	\$3,823,489	\$2,593,470

Source: State of Wyoming, Department of Revenue

GLOSSARY

GLOSSARY

SOURCE: All of the following page citations refer to the Executive Office of the President, Office of Management and Budget, **Standard Industrial Classification Manual 1987**, Washington: U.S. Government Printing Office (1987), unless otherwise indicated.

AGRICULTURE

This division includes establishments primarily engaged in agricultural production, forestry, commercial fishing, hunting and trapping, and related services. (p. 21)

APPAREL

This major group includes retail stores primarily engaged in selling new clothing, shoes, hats, underwear, and related articles for personal wear and adornment. Furriers and custom tailors carrying stocks of materials are also included. (p. 323)

AUTOMOBILE

This major group includes retail dealers selling new and used automobiles, boats, recreational vehicles, utility trailers, and motorcycles including mopeds; those selling new automobile parts and accessories; and gasoline service stations. In Wyoming, these collections **do not** include sales of new and used vehicles, since the County Treasurer collects this tax; therefore, they are included in the public administration sector. (p. 265)

BUILDING AND HARDWARE

This major group includes retail establishments primarily engaged in selling lumber and other building materials, paint, glass, wallpaper, hardware, nursery stock, lawn and garden supplies, and mobile homes. (p. 315)

CAPITAL IMPROVEMENT TAX (Sec. 39-6-412, W.S. 1984)

This is an optional sales tax imposed for the express purpose of capital construction. The revenue from the tax shall be used only for planning, construction, furnishing, equipping, and debt service for any capital improvement project authorized by public election.

CONSTRUCTION

This division includes establishments primarily engaged in construction. The term construction includes new work, additions, alterations, reconstruction, installations, and repairs. (p. 53)

FINANCE

This division includes establishments operating primarily in the fields of finance, insurance, and real estate. (p. 335)

FOOD STORES

This major group includes retail stores primarily engaged in selling food for home preparation and consumption. (p. 319)

FURNITURE

This major group includes retail stores selling goods used for furnishing the home, such as furniture, floor coverings, draperies, glass and chinaware, domestic stoves, refrigerators, and other household electrical and gas appliances. (p. 325)

GENERAL MERCHANDISE

This major group includes retail outlets such as department stores, variety stores, and general merchandise stores which sell a number of lines of merchandise such as dry goods, apparel, accessories, furniture and home furnishings, small wares, hardware, and food. (p. 317)

INHERITANCE TAX (Sec. 39-6-810 to 39-6-813, W.S. 1977)

This new provision repealed the old state Inheritance Tax. The state now collects all or its pro rata share of the "Federal Credit for State Death Tax". This tax is applicable to the estates of descendants whose date of death is January 1, 1983 and thereafter. This tax is commonly referred to as a "pickup tax", wherein the state of domicile, and the states where the non-resident descendant owned real and tangible personal property with an actual situs in the non-domiciliary state, collect the Federal Credit or a pro rata share which is allowable on the Federal Estate Tax Return.

LODGING TAX (Sec. 39-6-412, W.S. 1977)

Cities, towns and counties, by voter approval, may impose an excise tax of up to 4 percent on all sleeping accommodations for guests staying less than 30 days. This tax extends to mobile accommodations such as tents, trailers, and campers, as well. Guides and outfitters are exempt.

MANUFACTURING

The manufacturing division includes all establishments such as plants, factories, and mills engaged in the mechanical or chemical transformation of materials or substances into new products. (p. 67)

MINERAL SEVERANCE TAX (Section 39-6-301 to 39-6-307, W.S. 1977)

The tax is levied on the cash market value of specified minerals and valuable deposits after the mining or production process is completed. The particular rate varies with the type of deposit. The distribution of collections to the State funds (General, Trust and Agency, Capital Facilities, etc.) also varies with the type of deposit.

MINING

This division includes all establishments primarily engaged in mining. Mining is used in the broad sense to include the extraction of solid and gaseous minerals occurring naturally, as well as other preparation customarily done at the mine site, or as a part of mining activity. (p. 39)

MISCELLANEOUS STORES

This major group includes retail establishments not elsewhere classified such as drug stores, liquor stores, and used merchandise stores. (p. 329)

PUBLIC ADMINISTRATION

This division includes the executive, legislative, judicial, administrative, and regulatory activities of Federal, state, local, and international governments. (p. 407)

RESTAURANTS

This major group includes retail establishments selling prepared foods and drinks for consumption on the premises, and also lunch counters and refreshment stands selling prepared foods and drinks for immediate consumption. (p. 329)

RETAIL TRADE

This division includes establishments engaged in selling merchandise for personal or household consumption and rendering services incidental to the sale of the goods. (p. 313)

SALES TAX (Sec. 39-6-401 to 39-6-417, W.S. 1977)

This tax is levied on the gross receipts from the sale of tangible personal property and specified services. The collections are distributed between the State General Fund and local jurisdictions. For a listing of rates and exemptions, refer to the tables on pages 7-9 and 10-11, respectively, in this report.

SERVICES

This division includes establishments primarily engaged in providing a wide variety of services (i.e. legal, health, and repair) for individuals, business and government establishments, and other organizations. (p. 353)

TRANSPORTATION (TCPU)

This division includes establishments providing to the general public or to other business enterprises, passenger and freight transportation, communication services, electricity, gas, steam, water or sanitary services, and the U.S. Postal Service. (p.265)

USE TAX (Sec. 39-6-501 to 39-6-603, W.S. 1977)

The Use Tax is levied upon tangible personal property that is purchased from an out-of-state vendor and shipped directly to the purchaser for storage, use, or consumption in the state. Freight and property in interstate transportation is exempted. For a listing of rates and exemptions, refer to the tables on pages 7-9 and 10-11, respectively, in this report. Collections are distributed between the State General Fund and local jurisdictions.

WHOLESALE TRADE

This division includes establishments or places of business primarily engaged in selling merchandise to retailers; to industrial, commercial, institutional, farm, construction contractors, or professional business users; or to other wholesalers; or acting as agents or brokers in buying merchandise for or selling merchandise to such persons or companies.