

1960

# Census of Housing

*Taken as part of  
the Eighteenth Decennial Census of the United States*

## Volume I States and Small Areas

### Part 8 Texas—Wyoming

Data on Tenure, Rent, Value, Equipment,  
Condition, Plumbing, etc.

Prepared under the supervision of  
ARTHUR F. YOUNG  
Acting Chief, Housing Division

U.S. DEPARTMENT OF COMMERCE  
LUTHER H. HODGES, Secretary

BUREAU OF THE CENSUS  
RICHARD M. SCAMMON, Director (from May 1, 1961)  
ROBERT W. BURGESS, Director (to March 3, 1961)



U.S. DEPARTMENT OF COMMERCE  
BUREAU OF THE CENSUS

RICHARD M. SCAMMON, *Director*

A. ROSS ECKLER, *Deputy Director*  
HOWARD C. GRIEVES, *Assistant Director*  
CONRAD TAEUBER, *Assistant Director*  
MORRIS H. HANSEN, *Assistant Director for Research and Development*  
CHARLES B. LAWRENCE, JR., *Assistant Director for Operations*  
WALTER L. KEHRES, *Assistant Director for Administration*  
CALVERT L. DEDRICK, *Chief, International Statistical Programs Office*  
JOHN C. BAKER, *Public Information Officer*

**Housing Division—**

ARTHUR F. YOUNG, *Acting Chief*  
BRULAH WASHABAUGH, *Special Assistant*  
NATHAN KREYOR, *Chief, Coordination and Research Branch*

Data Processing Systems Division—ROBERT F. DRURY, *Chief*  
Demographic Operations Division—MORTON A. MEYER, *Chief*  
Field Division—JEFFERSON D. MCPHKE, *Chief*  
Geography Division—WILLIAM T. FAY, *Chief*  
Population Division—HOWARD G. BRUNSMAN, *Chief*  
Statistical Methods Division—JOSEPH STEINBERG, *Chief*

Library of Congress Card Number: A61-9347

This volume comprises Series HC(1) reports.

**SUGGESTED CITATION**

U.S. Bureau of the Census. *U.S. Census of Housing, 1960.*  
Volume I, *States and Small Areas.*  
Part 8: *Texas-Wyoming.*  
U.S. Government Printing Office, Washington, D.C., 1963.

For sale by the Superintendent of Documents, U.S. Government Printing Office, Washington 25, D.C.,  
or any of the Field Offices of the Department of Commerce — Price \$6.25.

## PREFACE

This part of Volume I presents detailed data on the characteristics of housing units for States, with separate statistics for each standard metropolitan statistical area, urbanized area, place of 1,000 inhabitants or more, and county, and for the rural-farm and rural-nonfarm units in each county. Data for each State constitute a separate chapter. Basic statistics are presented on all subjects for which information was collected in the Census of Housing taken as of April 1, 1960.

The chapters of Volume I were published first as a series of reports, Series HC(1). A separate report was published for the United States and for each of the 50 States and the District of Columbia, Puerto Rico, Guam, and the Virgin Islands of the United States. Part 1 of the volume consists of the United States Summary chapter; Parts 2 to 8 contain the chapters for the States and the District of Columbia; and Part 9 contains the chapters for Puerto Rico, Guam, and the Virgin Islands of the United States. The United States Summary chapter provides data for the United States, regions, and divisions, as well as summarizations of data for States and for standard metropolitan statistical areas and places of 100,000 inhabitants or more in the United States.

Authorization for the 1960 Census of Housing was provided in the Act of Congress of August 31, 1954 (amended August 1957), which codified Title 13, United States Code. The law provides for a decennial census of housing, including utilities and equipment, to be taken in each of the 50 States, the District of Columbia, the Virgin Islands, Guam, and the Commonwealth of Puerto Rico.

The census program was designed in consultation with advisory committees and individuals to achieve a census having optimum value to users of housing statistics. The Housing Advisory Committee was organized by the Director of the Bureau of the Census and was made up of persons in private industry, universities, and local governments. It advised on various aspects of the housing census programs except the technical phases of the Residential Finance program for which the Technical Advisory Committee on Residential Finance was organized. A Federal Agency Population and Housing Census Council, organized by the Bureau of the Budget and made up of persons in Federal agencies, also advised on the basic programs. A joint staff committee, set up by the Administrator of the Housing and Home Finance Agency and the Director of the Bureau of the Census, concentrated on aspects of particular interest to the housing agencies. In addition to the committees, working groups of specialists in housing subjects assisted the Census Bureau staff in the evaluation and improvement of housing concepts. A number of other committees, groups, and individuals also made contributions to the planning of the housing census.

June 1963.

## ACKNOWLEDGMENTS

A number of persons both within and outside the Bureau of the Census participated in the various activities of the 1960 Census of Housing. Specific responsibilities were exercised by members of the Housing, Demographic Operations, Field, Geography, and Statistical Methods Divisions of the Census Bureau. Volume I was planned under the direction of Wayne F. Daugherty, then Chief, Housing Division, who was succeeded by Daniel B. Rathbun; the publication was completed under the general supervision of Arthur F. Young, Acting Chief. The statistical presentation of the detailed tables was developed by Nathan Krevor, Chief, Coordination and Research Branch, assisted by William E. Grubbs, Charles J. Hedetniemi, Jr., Matthew J. Rose, and Leonard J. Norry. The text materials, including the analytical findings in the United States Summary, were prepared by Beulah Washabaugh, Special Assistant, assisted by Aneida E. France, Elmo E. Beach, Mildred Lam, Hazel H. Moore, and Mary E. Barstow. Frank S. Kristof, then Assistant Chief, Housing Division, and Naomi D. Rothwell were in charge of the housing subjects in the training program for the collection of data. Others who were responsible for a specific phase of the program include J. Hugh Rose, Chief, Structural Statistics Branch, assisted by Meyer Zitter and Arthur G. Dukakis; Herbert Shapiro, Chief, Financial Statistics Branch; Alexander C. Findlay, Chief, Facilities and Equipment Branch; and Milton D. Lieberman, then Chief, Coordination and Research Branch.

Important contributions were made by Glen S. Taylor, then Chief, Richard A. Hornseth, Denver K. Ingram, Patience Lauriat, Richard J. Rice, Betty Mitchell, and Bernadette H. Marlow of the Demographic Operations Division in the processing of the data; Robert B. Voight, then Chief, Jefferson D. McPike, Ivan G. Munro, and George K. Klink of the Field Division in the collection of the information, and Genevieve D. Welsh in the coordination of enumerator instructions; William T. Fay, Robert C. Klove, and Robert L. Hagan of the Geography Division in the delineation of special types of urban territory and other geographic work, and George W. Morris in the preparation of maps and charts; Joseph Steinberg, Robert H. Hanson, Herman Fasteau, George Minton, Warren J. Mitofsky, Barbara A. Boyes, Kathern Clay, and Anthony Turner of the Statistical Methods Division in planning the sampling, estimation, and quality control procedures. William N. Hurwitz, Chief, Statistical Research Division, assisted by Harold Nisselson, Jack Silver, Leon Gilford, and William H. Cook were instrumental in the formulation of field plans. Sheldon M. Klein and Ingrid L. Millison of the Statistical Reports Division reviewed text material and table format. The technical editorial work was under the supervision of Mildred M. Russell of the Population Division, assisted by Louise L. Douglas. Robert H. Brooks of the Administrative Service Division was responsible for the printing arrangements.

Important contributions were also made by the staffs of the Administrative Service Division, Everett H. Burke, Chief; Budget and Management Division, Charles H. Alexander, Chief; Census Operations Office, Robert D. Krook, Executive Officer; Data Processing Systems Division, Robert F. Drury, Chief; Personnel Division, James P. Taff, Chief; and Statistical Reports Division, Edwin D. Goldfield, Chief.

The regional directors who were responsible for the conduct of the census in the field were: Meredith A. Bass, Edgar L. Bryan, John G. Gibson, Leonard C. Isley, Guy A. Lutz, Thomas W. McWhirter, Percy R. Millard, Joseph R. Norwood, Theodore F. Olson, Guy E. Rainboth, James W. Stroud, John E. Tharaldson, Jack W. Traverse, Jr., James W. Turbitt, Francis H. Wilmer, Robert A. Yerkey, and Arthur F. Young.

The Housing Advisory Committee aided the Bureau in the selection of subjects, concepts, and definitions used. The Bureau staff called upon members of the committee for advice in planning the census, and their counsel and guidance were invaluable in developing the program. Members of the committee were: Miles L. Colean, Chairman, Glenn H. Beyer, L. Durward Badgley, Charles Blessing, Edward E. Edwards, Ernest M. Fisher, Arthur S. Goldman, Catherine Martini, Martin Meyerson, Davis McEntire, Hugh Miels, Jr., Anthony J. Nesti, Daniel Parson, Nathaniel H. Rogg, Bert Seidman, William H. Shaw, William J. Shickler, William Slayton, James F. Steiner, and Robert C. Weaver. Two working groups under the leadership of J. Hugh Rose developed the unit of enumeration and a revised measure of condition of housing; their work led to the adoption of the "housing unit" and to the use of three categories for condition. Those who served were: E. Everett Ashley, III, Lawrence N. Bloomberg, Glenn H. Beyer, Carl A. S. Coan, Miles L. Colean, Mason Doan, Paul C. Glick, Morton Hoffman, the late John Innes, Benjamin Lipstein, Orville O. McCracken, Ivan G. Munro, Catherine Martini, Chester Rapkin, and Bert Seidman.

## PUBLICATION PROGRAM OF THE 1960 CENSUS OF HOUSING

Results of the 1960 Census of Housing are published in seven housing volumes as described below. A separate series containing the census tract reports is a joint publication with data from both the 1960 Census of Housing and the 1960 Census of Population. A series of special reports for local housing authorities constitutes the remainder of the final reports. The source of the data is the April 1960 enumeration, except for Volumes IV and V which are based largely on the enumeration of units in a sample of land area segments, started in late 1959 and completed in 1960. Prior to the final reports, several series of preliminary and advance reports were issued. Some unpublished statistics can be obtained for the cost of preparing a copy and certain special tabulations can be prepared, on a reimbursable basis, on request to the Chief, Housing Division, Bureau of the Census, Washington 25, D.C.

*Volume I (Series HC(1) reports). States and Small Areas.* Information about all subjects covered in the April 1960 enumeration, with a separate report for the United States by regions and geographic divisions, each of the 50 States, the District of Columbia, Puerto Rico, Guam, and the Virgin Islands of the United States. In the State reports, information is shown for the State; each standard metropolitan statistical area and its constituent parts; each urbanized area, place of 1,000 inhabitants or more, and county; and the rural-farm and rural-nonfarm parts of each county. The volume covers occupancy characteristics, structural characteristics, condition and plumbing facilities, equipment and fuels, and financial characteristics. The subjects are: Color, persons, persons per room, tenure, year moved into unit, vacancy status, and duration of vacancy; basement, bedrooms, elevator in structure, rooms, units in structure, and year structure built; bathing facilities, bathrooms, condition, sewage disposal, source of water, toilet facilities, and water supply; air conditioning, automobiles available, clothes dryer, clothes washing machine, cooking fuel, heating equipment, heating fuel, home food freezer, radio sets, telephone available, television sets, and water heating fuel; contract rent, gross rent, and value.

*Volume II (Series HC(2) reports). Metropolitan Housing.* Cross-tabulations of housing and household characteristics, with a separate report for the United States by geographic divisions, and for each of the 192 standard metropolitan statistical areas of 100,000 inhabitants or more in the United States and Puerto Rico. Separate statistics for each of the 134 places of 100,000 inhabitants or more are included in the metropolitan area reports.

*Volume III (Series HC(3) reports). City Blocks.* Separate reports for cities and other urban places having 50,000 inhabitants or more prior to and at the time of the 1960 Census, and for a number of smaller localities which arranged for block statistics. Data for a limited number of characteristics are presented by blocks. Statistics for 466 cities and localities in the United States and Puerto Rico are published in 420 separate reports.

*Volume IV (Series HC(4) reports). Components of Inventory Change.* Information on the source of the 1959 inventory and the disposition of the 1950 and 1956 inventories. Data are provided for components of change such as new construction, conversion, merger, demolition, and other additions and losses. Part 1 of the volume contains the 1950 to 1959 comparison, with a separate report for the United States by regions, and each of 17 selected metropolitan areas (15 standard metropolitan statistical areas, defined as of June 8, 1959, and 2 standard consolidated areas). Part 1 is published in two sets of reports for each area. Part 1A presents basic 1950 and 1959 data, with emphasis on the counts and characteristics of the components of change; Part 1B presents additional information on characteristics of the inventory, including characteristics of the present and previous residences of recent movers. Part 2 contains the 1957 to 1959 comparison, with a separate report for conterminous United States by regions, and separate reports for 9 of the selected areas (standard metropolitan areas defined for the 1956 inventory).

*Volume V. Residential Finance.* Information on financing of residential property, including characteristics of mortgages, properties, and homeowners. Part 1 of the volume is a report on homeowner properties for the United States by regions, and each of 17 selected metropolitan areas (15 standard metropolitan statistical areas, defined as of June 8, 1959, and 2 standard consolidated areas). Part 2 is a report on rental and vacant properties for the United States.

*Volume VI. Rural Housing.* Cross-tabulations of housing and household characteristics of rural-farm and rural-nonfarm housing units for the United States and each of the 121 economic subregions.

*Volume VII. Housing of Senior Citizens.* Cross-tabulations of housing and household characteristics of units occupied by persons 60 years old and over, for the United States, each of the 50 States and the District of Columbia, and selected standard metropolitan statistical areas.

*Series PHC(1) reports. Census Tracts.* Separate reports for 180 tracted areas in the United States and Puerto Rico. The reports contain information, by census tracts, on both housing and population subjects. (This series is the same as the tract reports included in the publication program for the 1960 Census of Population.)

*Series HC(S1) reports. Special Reports for Local Housing Authorities.* Separate reports for 139 localities in the United States. The program was requested by, and planned in cooperation with, the Public Housing Administration. The reports contain data on both owner- and renter-occupied housing units defined as substandard by Public Housing Administration criteria, with emphasis on gross rent, size of family, and income of renter families.

## VOLUME I

This volume comprises nine parts, with the States arranged alphabetically and followed by Puerto Rico, Guam, and the Virgin Islands of the United States. Data for the United States, each State and the District of Columbia, and each of the outlying areas are presented as separate chapters. The areas included in each part are listed below by chapter number:

### Part 1

1. United States Summary

### Part 2

2. Alabama
3. Alaska
4. Arizona
5. Arkansas
6. California
7. Colorado
8. Connecticut

### Part 3

9. Delaware
10. District of Columbia
11. Florida
12. Georgia
13. Hawaii
14. Idaho
15. Illinois
16. Indiana

### Part 4

17. Iowa
18. Kansas

### Part 4—Continued

19. Kentucky
20. Louisiana
21. Maine
22. Maryland
23. Massachusetts

### Part 5

24. Michigan
25. Minnesota
26. Mississippi
27. Missouri
28. Montana
29. Nebraska
30. Nevada
31. New Hampshire

### Part 6

32. New Jersey
33. New Mexico
34. New York
35. North Carolina
36. North Dakota
37. Ohio

### Part 7

38. Oklahoma
39. Oregon
40. Pennsylvania
41. Rhode Island
42. South Carolina
43. South Dakota
44. Tennessee

### Part 8

45. Texas
46. Utah
47. Vermont
48. Virginia
49. Washington
50. West Virginia
51. Wisconsin
52. Wyoming

### Part 9<sup>1</sup>

53. Puerto Rico
54. Guam
55. Virgin Islands of the United States

<sup>1</sup> Chapters for outlying areas differ in detail from those for the States; statistics for outlying areas not included in the totals in Part 1.

# CONTENTS

## INTRODUCTION

|  | Page   |   | Page    |
|--|--------|---|---------|
| General.....   | xv     | Definitions and explanations—Continued      |         |
| Description of tables.....                           | xv     | Structural characteristics—Continued        |         |
| Maps, charts, graphs.....                            | xvii   | Year structure built.....                   | xxxI    |
| Comparability with 1950 Census of Housing.....       | xvii   | Units in structure.....                     | xxxII   |
| Housing data from other censuses.....                | xviii  | Trailer.....                                | xxxII   |
| Housing data for Alaska and Hawaii.....              | xviii  | Basement.....                               | xxxII   |
| 1960 publication program.....                        | xix    | Elevator in structure.....                  | xxxII   |
| Availability of unpublished data.....                | xix    | Condition and plumbing facilities.....      | xxxII   |
| Area classifications.....                            | xx     | Condition.....                              | xxxIII  |
| Urban-rural residence.....                           | xx     | Water supply.....                           | xxxIV   |
| Counties.....  | xx     | Toilet facilities.....                      | xxxIV   |
| Places.....  | xx     | Bathing facilities.....                     | xxxIV   |
| Urbanized areas.....                                 | xxI    | Exclusive or shared use.....                | xxxIV   |
| Standard metropolitan statistical areas.....         | xxII   | Inside or outside structure.....            | xxxIV   |
| Standard consolidated areas.....                     | xxIII  | Bathroom.....                               | xxxIV   |
| Definitions and explanations.....                    | xxIV   | Source of water.....                        | xxxIV   |
| Living quarters.....                                 | xxIV   | Sewage disposal.....                        | xxxV    |
| Housing unit.....                                    | xxIV   | Equipment and fuels.....                    | xxxV    |
| Determination of housing unit (access; kitchen)..... | xxIV   | Heating equipment.....                      | xxxV    |
| Hotel, motel.....                                    | xxV    | Clothes washing machine.....                | xxxV    |
| Rooming house, boarding house.....                   | xxV    | Clothes dryer.....                          | xxxV    |
| Institution.....                                     | xxV    | Home food freezer.....                      | xxxVI   |
| Comparability with earlier censuses.....             | xxV    | Telephone available.....                    | xxxVI   |
| Comparability with 1959 Components of                |        | Automobiles available.....                  | xxxVI   |
| Inventory Change survey.....                         | xxVI   | Air conditioning.....                       | xxxVI   |
| Group quarters.....                                  | xxVI   | Television sets.....                        | xxxVI   |
| Occupancy characteristics.....                       | xxVI   | Radio sets.....                             | xxxVI   |
| Occupied housing unit.....                           | xxVI   | Heating fuel.....                           | xxxVII  |
| Population in units.....                             | xxVI   | Cooking fuel.....                           | xxxVII  |
| Persons.....   | xxVIII | Water heating fuel.....                     | xxxVII  |
| Persons per room.....                                | xxVIII | Financial characteristics.....              | xxxVII  |
| Color.....   | xxVIII | Value.....                                  | xxxVII  |
| Heads of Spanish surname and Puerto Rican            |        | Contract rent.....                          | xxxVIII |
| heads.....   | xxVIII | Gross rent.....                             | xxxIX   |
| Tenure.....  | xxVIII | Rent status.....                            | xxxIX   |
| Year moved into unit.....                            | xxVIII | Collection and processing of data.....      | xxxIX   |
| Vacant housing unit.....                             | xxVIII | Collection of data.....                     | xL      |
| Year-round or seasonal occupancy.....                | xxIX   | Data-collection forms.....                  | xL      |
| Vacancy status (for sale, for rent, other).....      | xxIX   | Enumeration procedures.....                 | xL      |
| Homeowner vacancy rate.....                          | xxIX   | Methods of obtaining information.....       | xL      |
| Rental vacancy rate.....                             | xxIX   | Procedure for vacant units.....             | xL      |
| Duration of vacancy.....                             | xxIX   | Listing procedure.....                      | xL      |
| Acres in the place.....                              | xxIX   | Field review.....                           | xL      |
| Comparability with the Housing Vacancy               |        | Processing of data.....                     | xL      |
| Survey.....  | xxIX   | Accuracy of data.....                       | xLI     |
| Farm-nonfarm residence.....                          | xxIX   | Sample design and sampling variability..... | xLII    |
| Structural characteristics.....                      | xxx    | Sample design.....                          | xLII    |
| Rooms.....   | xxxI   | Ratio estimation.....                       | xLIII   |
| Bedrooms.....  | xxxI   | Sampling variability.....                   | xLIV    |

## FIGURES

|  | Page |
|--|------|
| Figure 1.—Regions and geographic divisions of the United States: 1960.....   | xII  |
| Figure 2.—Standard metropolitan statistical areas of the United States: 1960.....  | xIII |
| Figure 3.—Standard metropolitan statistical areas in Northeastern United States: 1960.....   | xIV  |
| Maps showing standard metropolitan statistical areas, counties, places of 10,000 inhabitants or more, and urbanized areas appear in the individual State chapters. |      |

## TEXT TABLES

|   | Page  |
|---|-------|
| Table I.—Sample rate for tabulation.....  | XLIII |
| Table II.—Estimates proportionate to standard error of estimated number.....      | XLIV  |
| Table III.—Estimates proportionate to standard error of estimated percentage..... | XLIV  |
| Table IV.—Factor to be applied to tables II and III.....                          | XLV   |

## DETAILED TABLES

Statistics for each State and for various areas within the State are presented in a series of standard tables. The tables are arranged by type of area, with maximum detail presented for the larger areas. The tables for a State constitute a separate chapter. The chapter number (State prefix number) appears as part of the page number for each page. Tables 1 to 39 are listed below. Tables 9 to 11 are omitted for a State if there are fewer than 25,000 units with nonwhite household heads, tables 12 to 17 are omitted if there are no standard metropolitan statistical areas or urbanized areas, and tables 36 to 39 are omitted if there are no standard metropolitan statistical areas or places having the specified number of units with nonwhite household heads. Tables 40 to 42, not listed below, present statistics for housing units with white household heads having Spanish surnames in Arizona, California, Colorado, New Mexico, and Texas, or for housing units with Puerto Rican heads in the other States; these tables are shown only for standard metropolitan statistical areas and places having a specified number of such units. The subjects covered by the tables are given on pages x and xi. The specific tables for an area and the page numbers are listed on page 1 of the chapter for the State.

## THE STATE

|   |
|---|
| Table 1.—Selected characteristics, for the State, standard metropolitan statistical areas, and places of 10,000 inhabitants or more: 1960.  |
| Table 2.—Tenure, vacancy status, and condition and plumbing facilities, for the State, inside and outside SMSA's, urban and rural: 1960.  |
| Table 3.—Bathrooms, rooms, and bedrooms, for the State, inside and outside SMSA's, urban and rural: 1960.   |
| Table 4.—Structural characteristics and heating equipment, for the State, inside and outside SMSA's, urban and rural: 1960.   |
| Table 5.—Occupancy characteristics, for the State, inside and outside SMSA's, urban and rural: 1960.  |
| Table 6.—Type of fuel and selected equipment, for the State, inside and outside SMSA's, urban and rural: 1960.  |
| Table 7.—Financial characteristics and duration of vacancy, for the State, inside and outside SMSA's, urban and rural nonfarm: 1960.  |
| Table 8.—Selected characteristics of housing units with nonwhite household heads, for the State, SMSA's, and places of 10,000 inhabitants or more: 1960.  |
| Table 9.—Tenure, condition and plumbing facilities, and structural characteristics of housing units with nonwhite household heads, for the State, inside and outside SMSA's, urban and rural: 1960. |
| Table 10.—Occupancy characteristics, units in structure, and year structure built for housing units with nonwhite household heads, for the State, inside and outside SMSA's, urban and rural: 1960. |
| Table 11.—Selected equipment and financial characteristics of housing units with nonwhite household heads, for the State, inside and outside SMSA's, urban and rural: 1960.                         |

STANDARD METROPOLITAN STATISTICAL AREAS, PLACES OF 50,000 INHABITANTS OR MORE,  
AND URBANIZED AREAS

|   |
|---|
| Table 12.—Tenure, vacancy status, and condition and plumbing facilities, for SMSA's, constituent counties, places of 50,000 inhabitants or more, urban balance, rural total, and urbanized areas: 1960. |
| Table 13.—Bathrooms, rooms, and bedrooms, for SMSA's, constituent counties, places of 50,000 inhabitants or more, urban balance, rural total, and urbanized areas: 1960.                                |
| Table 14.—Structural characteristics and heating equipment, for SMSA's, constituent counties, places of 50,000 inhabitants or more, urban balance, rural total, and urbanized areas: 1960.              |
| Table 15.—Occupancy characteristics, for SMSA's, constituent counties, places of 50,000 inhabitants or more, urban balance, rural total, and urbanized areas: 1960.                                     |
| Table 16.—Type of fuel and selected equipment, for SMSA's, constituent counties, places of 50,000 inhabitants or more, urban balance, rural total, and urbanized areas: 1960.                           |
| Table 17.—Financial characteristics and duration of vacancy, for SMSA's, constituent counties, places of 50,000 inhabitants or more, urban balance, rural total, and urbanized areas: 1960.             |

## PLACES OF 1,000 TO 50,000 INHABITANTS

|   |
|---|
| Table 18.—Tenure, vacancy status, and condition and plumbing facilities, for places of 25,000 to 50,000 inhabitants: 1960.                            |
| Table 19.—Structural characteristics, for places of 25,000 to 50,000 inhabitants: 1960.   |
| Table 20.—Occupancy characteristics, year built, and heating equipment, for places of 25,000 to 50,000 inhabitants: 1960.                             |
| Table 21.—Financial characteristics, year moved into unit, and duration of vacancy, for places of 25,000 to 50,000 inhabitants: 1960.                 |
| Table 22.—Tenure, vacancy status, and condition and plumbing facilities, for places of 10,000 to 25,000 inhabitants: 1960.                            |
| Table 23.—Structural characteristics and selected equipment, for places of 10,000 to 25,000 inhabitants: 1960.  |
| Table 24.—Occupancy and financial characteristics, for places of 10,000 to 25,000 inhabitants: 1960.  |
| Table 25.—Tenure, vacancy status, condition and plumbing facilities, and structural characteristics, for places of 2,500 to 10,000 inhabitants: 1960. |
| Table 26.—Occupancy and financial characteristics, year built, and heating equipment, for places of 2,500 to 10,000 inhabitants: 1960.                |
| Table 27.—Selected characteristics of housing units, for places of 1,000 to 2,500 inhabitants: 1960.  |

## COUNTIES

|   |
|---|
| Table 28.—Tenure, vacancy status, condition and plumbing facilities, and structural characteristics, for counties outside SMSA's: 1960. |
| Table 29.—Occupancy characteristics, heating equipment, and type of fuel, for counties outside SMSA's: 1960.                            |
| Table 30.—Financial characteristics and selected equipment, for counties outside SMSA's: 1960.  |



## DETAILED TABLES—Continued

## COUNTIES—Continued

- Table 31.—Tenure, vacancy status, condition and plumbing facilities, and structural characteristics of rural-nonfarm housing units, for counties: 1960.
- Table 32.—Occupancy and financial characteristics and heating equipment of rural-nonfarm housing units, for counties: 1960.
- Table 33.—Tenure, condition and plumbing facilities, and structural characteristics of occupied rural-farm housing units, for counties: 1960.
- Table 34.—Occupancy characteristics and rent status of occupied rural-farm housing units, for counties: 1960.
- Table 35.—Source of water and sewage disposal, for counties: 1960.

## SELECTED STANDARD METROPOLITAN STATISTICAL AREAS AND PLACES

## Nonwhite

- Table 36.—Characteristics of housing units with nonwhite household heads, for SMSA's and places with 100 to 400 such units: 1960.
- Table 37.—Characteristics of housing units with nonwhite household heads, for SMSA's and places with 400 to 2,000 such units: 1960.
- Table 38.—Characteristics of housing units with nonwhite household heads, for SMSA's and places with 2,000 or more such units: 1960.
- Table 39.—Financial characteristics of housing units with nonwhite household heads, for SMSA's and places with 2,000 or more such units: 1960.

## APPENDIX TABLE

- Table A-1, showing percent of allocation for nonresponse or inconsistency in 1960, for the State by size of place, appears at the end of the individual State chapters.

## CORRECTIONS

See pages XLVI to LII for revised figures on gross rent for renter-occupied units with nonwhite household heads, units with household heads of Spanish surname, and units with Puerto Rican heads.

## SUBJECTS PRESENTED BY TYPE OF AREA AND TABLE NUMBER

[In tables presenting data for units with nonwhite household heads, units with white heads of Spanish surname, and units with Puerto Rican heads, the term "All units" means the same as "All occupied units"]

| Subject                                    | Summary    | The State Inside |                        | SMMSA's (and constituent parts) and urbanized areas | Places with population of— |                  |                  |                 |                | Counties       |                              |            | SMMSA's and places by color or ethnic group in tables— |                       |                         |                          |
|--|------------|------------------|------------------------|---|----------------------------|------------------|------------------|-----------------|----------------|----------------|------------------------------|------------|--|-----------------------|-------------------------|--------------------------|
|  |            | Total            | Non-white <sup>2</sup> |   | 50,000 or more             | 25,000 to 50,000 | 10,000 to 25,000 | 2,500 to 10,000 | 1,000 to 2,500 | Inside SMMSA's | Outside SMMSA's <sup>4</sup> | Rural part |  | 100 to 400 such units | 400 to 2,000 such units | 2,000 or more such units |
|  |            |                  |                        |   |                            |                  |                  |                 |                |                |                              | Non-farm   | Occupied farm  |                       |                         |                          |
| <b>INVENTORY</b>                           |            |                  |                        |   |                            |                  |                  |                 |                |                |                              |            |  |                       |                         |                          |
| All units (or occupied units).....         | Table 1, 8 | Table 2          | Table 9                | Table 12  | Table 12                   | Table 18         | Table 22         | Table 25        | Table 27       | Table 12       | Table 28                     | Table 31   | Table 33   | Table 36              | Table 37, 40            | Table 38, 41             |
| Owner occupied, renter occupied.....       |            | 2                | 9                      | 12  | 12                         | 18               | 22               | 25              | 27             | 12             | 28                           | 31         | 33   | 36                    | 37, 40                  | 38, 41                   |
| Vacant.....                                |            | 2                |                        | 12  | 12                         | 18               | 22               | 25              | 27             | 12             | 28                           | 31         |  | 36                    | 37, 40                  | 38, 41                   |
| <b>OCCUPANCY CHARACTERISTICS</b>           |            |                  |                        |   |                            |                  |                  |                 |                |                |                              |            |  |                       |                         |                          |
| Color or ethnic group:                     |            |                  |                        |   |                            |                  |                  |                 |                |                |                              |            |  |                       |                         |                          |
| Owner occupied, renter occupied.....       |            | 2                | 2                      | 12  | 12                         | 18               | 22               | 25              |                | 12             | 28                           | 31         | 33   | 36                    | 37, 40                  | 38, 41                   |
| Nonwhite: Occupied units.....              | 8          |                  | 9                      |   |                            |                  |                  |                 | 27             |                |                              |            |  | 36                    | 37, 40                  | 38, 41                   |
| Percent nonwhite: Occupied units.....      | 1          |                  |                        |   |                            |                  |                  |                 |                |                |                              |            |  | 36                    | 37                      | 38                       |
| Persons: All occupied.....                 |            |                  |                        |   |                            |                  |                  |                 |                |                |                              |            |  |                       |                         |                          |
| Owner occupied, renter occupied.....       |            | 5                | 10                     | 15  | 15                         | 20               | 24               | 26              |                | 15             | 29                           | 32         | 34   | 36                    | 37, 40                  | 38, 41                   |
| Median: All occupied.....                  | 1, 8       |                  |                        |   |                            |                  |                  |                 |                |                |                              |            |  |                       |                         |                          |
| Owner occupied, renter occupied.....       |            | 5                | 10                     | 15  | 15                         | 20               | 24               | 26              |                | 15             | 29                           | 32         | 34   | 36                    |                         | 38, 41                   |
| Persons per room: All occupied.....        |            | 5                | 10                     | 15  | 15                         | 20               | 24               | 26              | 27             |                | 29                           | 32         | 34   | 36                    | 37, 40                  | 38, 41                   |
| Owner occupied, renter occupied.....       | 1, 8       |                  |                        |   |                            |                  |                  |                 |                | 15             |                              |            |  |                       |                         |                          |
| Population, 1960: All occupied.....        |            | 5                |                        | 15  | 15                         | 20               | 24               | 26              | 27             | 15             |                              |            |  |                       |                         |                          |
| Per occupied unit: All occupied.....       |            | 5                |                        | 15  | 15                         | 20               | 24               | 26              | 27             | 15             | 29                           |            |  |                       |                         |                          |
| Owner occupied, renter occupied.....       |            | 5                |                        | 15  | 15                         | 20               | 24               | 26              | 27             | 15             | 29                           |            |  |                       |                         |                          |
| Population, 1950: All occupied.....        |            | 5                |                        | 15  | 15                         | 20               | 24               | 26              | 27             | 15             | 29                           |            |  |                       |                         |                          |
| Per occupied unit: All occupied.....       |            | 5                |                        | 15  | 15                         | 20               | 24               | 26              | 27             | 15             | 29                           |            |  |                       |                         |                          |
| Tenure: All occupied.....                  | 8          | 2                | 2, 9                   | 12  | 12                         | 18               | 22               | 25              | 27             | 12             | 28                           | 31         | 33   | 36                    | 37, 40                  | 38, 41                   |
| By color or ethnic group.....              |            | 2                | 2, 9                   | 12  | 12                         | 18               | 22               | 25              | 27             | 12             | 28                           | 31         | 33   | 36                    | 37, 40                  | 38, 41                   |
| Percent owner occupied.....                | 1, 8       |                  |                        |   |                            |                  |                  |                 |                | 12             | 28                           | 31         | 33   | 36                    | 37, 40                  | 38, 41                   |
| Percent renter occupied.....               | 1, 8       |                  |                        |   |                            |                  |                  |                 |                | 12             | 28                           | 31         | 33   | 36                    | 37, 40                  | 38, 41                   |
| Rent status (see "No cash rent"):          |            |                  |                        |   |                            |                  |                  |                 |                | 12             | 28                           | 31         | 33   | 36                    | 37, 40                  | 38, 41                   |
| Renter occupied.....                       |            |                  |                        |   |                            |                  |                  |                 |                |                |                              |            |  |                       |                         |                          |
| Year moved into unit:                      |            |                  |                        |   |                            |                  |                  |                 |                |                |                              |            |  |                       |                         |                          |
| Owner occupied, renter occupied.....       |            | 5                | 10                     | 15  | 15                         | 21               | 24               | 26              |                | 15             | 29                           | 32         | 34   |                       |                         |                          |
| Percent moved 1958 to 1960: All occ.....   | 1, 8       |                  |                        |   |                            |                  |                  |                 |                |                |                              |            |  |                       |                         |                          |
| Acres in place:                            |            |                  |                        |   |                            |                  |                  |                 |                |                |                              |            |  |                       |                         |                          |
| Total vacant, avail. vacant.....           |            |                  |                        |   |                            |                  |                  |                 |                |                |                              |            |  |                       |                         |                          |
| Duration of vacancy:                       |            |                  |                        |   |                            |                  |                  |                 |                |                |                              |            |  |                       |                         |                          |
| Avail. sale, avail. rent.....              |            | 7                |                        | 17  | 17                         | 21               |                  |                 |                |                |                              | 32         |  |                       |                         |                          |
| Vacancy rates:                             |            |                  |                        |   |                            |                  |                  |                 |                |                |                              |            |  |                       |                         |                          |
| Homeowner, rental.....                     | 1          | 2                |                        | 12  | 12                         | 18               | 22               |                 |                | 17             |                              |            |  |                       |                         |                          |
| Vacancy status.....                        |            | 2                |                        | 12  | 12                         | 18               | 22               | 25              | 27             | 12             | 28                           | 31         |  |                       |                         |                          |
| <b>STRUCTURAL CHARACTERISTICS</b>          |            |                  |                        |   |                            |                  |                  |                 |                |                |                              |            |  |                       |                         |                          |
| Basement: All units.....                   |            | 4                |                        | 14  | 14                         | 20               | 23               |                 |                | 14             | 28                           |            |  |                       |                         |                          |
| Bedrooms: All units.....                   |            | 3                |                        | 13  | 13                         | 19               | 23               |                 |                | 13             |                              |            |  |                       |                         |                          |
| Owner occupied, renter occupied.....       |            | 3                | 9                      | 13  | 13                         | 19               | 23               |                 |                | 13             |                              |            |  |                       |                         |                          |
| Elevator in structure: All units.....      |            |                  |                        |   |                            |                  |                  |                 |                |                |                              |            |  |                       |                         |                          |
| Rooms: All units.....                      |            | 3                |                        | 13  | 13                         | 19               | 23               | 25              |                | 13             | 28                           | 31         | 33   | 36                    | 37, 40                  | 38, 41                   |
| Owner occupied, renter occupied.....       |            | 3                | 9                      | 13  | 13                         | 19               | 23               | 25              |                | 13             | 28                           | 31         | 33   | 36                    | 37, 40                  | 38, 41                   |
| Vac. avail. for sale, avail. for rent..... |            | 3                |                        | 13  | 13                         | 19               | 23               |                 |                | 13             |                              |            |  |                       |                         |                          |
| Median: All units.....                     | 1, 8       |                  |                        |   |                            |                  |                  |                 |                |                |                              |            |  |                       |                         |                          |
| Owner occupied, renter occupied.....       |            | 3                | 9                      | 13  | 13                         | 19               | 23               | 25              |                | 13             | 28                           | 31         | 33   | 36                    | 37, 40                  | 38, 41                   |
| Vac. avail. for sale, avail. for rent..... |            | 3                |                        | 13  | 13                         | 19               | 23               | 25              |                | 13             | 28                           | 31         | 33   | 36                    | 37, 40                  | 38, 41                   |
| Average: Owner occ., renter occ.....       |            | 3                |                        | 13  | 13                         | 19               | 23               |                 |                | 13             | 28                           | 31         | 33   | 36                    | 37, 40                  | 38, 41                   |
| Units in structure: All units.....         |            | 4                |                        | 14  | 14                         | 20               | 23               | 25              | 27             | 14             | 28                           |            |  |                       |                         |                          |
| Owner occupied, renter occupied.....       |            | 4                | 10                     | 14  | 14                         | 20               | 23               | 25              |                | 14             | 28                           |            |  |                       |                         |                          |
| Vacant available for rent.....             |            | 4                |                        | 14  | 14                         | 20               | 23               |                 |                | 14             |                              |            |  |                       | 37, 40                  | 38, 41                   |
| Present in 1-unit structures.....          | 1, 8       |                  |                        |   |                            |                  |                  |                 |                |                |                              |            |  |                       |                         |                          |
| Trailer: All occupied.....                 |            | 4                |                        | 14  | 14                         | 20               | 23               |                 |                | 14             |                              |            |  |                       |                         |                          |
| Owner occupied, renter occupied.....       |            | 4                | 10                     | 14  | 14                         | 20               | 23               |                 |                | 14             | 28                           |            |  |                       |                         |                          |
| Year structure built: All units.....       |            | 4                |                        | 14  | 14                         | 20               | 23               | 26              |                | 14             |                              |            |  |                       |                         |                          |
| Owner occupied.....                        |            | 4                |                        | 14  | 14                         | 20               | 23               | 26              |                | 14             |                              |            |  |                       |                         | 38, 41                   |
| Renter occupied.....                       |            | 4                | 10                     | 14  | 14                         | 20               | 23               |                 |                | 14             | 28                           | 31         | 33   |                       |                         |                          |
| Percent built 1950 to 1960.....            | 1, 8       |                  |                        |   |                            |                  |                  |                 |                | 14             | 28                           | 31         | 33   |                       | 37, 40                  | 38, 41                   |

See footnotes at end of table.

## SUBJECTS PRESENTED BY TYPE OF AREA AND TABLE NUMBER—Con.

[In tables presenting data for units with nonwhite household heads, units with white heads of Spanish surname, and units with Puerto Rican heads, the term "All units" means the same as "All occupied units"]

| Subject   | Summary <sup>1</sup> | The State Inside SMSA's Outside SMSA's |                                      | SMSA's (and constituent parts <sup>4</sup> ) and urbanized areas | Places with population of— |                  |                  |                 |                | Counties      |                             |            |               | SMSA's and places by color or ethnic group in tables—<br>38 to 39—Nonwhite<br>40 to 42—Spanish surname <sup>5</sup><br>40 to 42—Puerto Rican <sup>6</sup> |                         |                          |
|---|----------------------|--|--------------------------------------|--|----------------------------|------------------|------------------|-----------------|----------------|---------------|-----------------------------|------------|---------------|---|-------------------------|--------------------------|
|   |                      | Urban                                  | Rural Nonfarm Occ. farm <sup>2</sup> |  | 50,000 or more             | 25,000 to 50,000 | 10,000 to 25,000 | 2,500 to 10,000 | 1,000 to 2,500 | Inside SMSA's | Outside SMSA's <sup>3</sup> | Rural part |               | 100 to 400 such units   | 400 to 2,000 such units | 2,000 or more such units |
|   |                      |  |                                      |  |                            |                  |                  |                 |                |               |                             | Non-farm   | Occupied farm |   |                         |                          |
|   |                      | Total                                  | Non-white <sup>7</sup>               |  |                            |                  |                  |                 |                |               |                             |            |               |   |                         |                          |
| <b>CONDITION AND PLUMBING FACILITIES</b>                    |                      |  |                                      |  |                            |                  |                  |                 |                |               |                             |            |               |   |                         |                          |
| Bathing facilities: All units.....                          | Table                | Table 2                                | Table 9                              | Table 12   | Table 12                   | Table 18         | Table 22         | Table 25        | Table          | Table 12      | Table 28                    | Table 31   | Table 33      | Table   | Table 37, 40            | Table 38, 41             |
| Bathrooms: All units.....                                   |                      | 3                                      |                                      | 13   | 13                         | 18               | 22               | 25              |                | 13            |                             |            |               |   |                         |                          |
| Owner occupied, renter occupied.....                        |                      | 3                                      | 9                                    | 13   | 13                         |                  |                  |                 |                | 13            |                             |            |               |   |                         |                          |
| Condition and plumbing: All units.....                      |                      | 2                                      |                                      | 12   | 12                         | 18               | 22               | 25              | 27             | 12            | 28                          | 31         | 33            | 36  | 37, 40                  |                          |
| Owner occupied.....   |                      | 2                                      | 9                                    | 12   | 12                         | 18               | 22               | 25              |                | 12            |                             |            |               |   |                         | 38, 41                   |
| Renter occupied.....  |                      | 2                                      | 9                                    | 12   | 12                         | 18               | 22               | 25              |                | 12            |                             | 31         | 33            |   |                         | 38, 41                   |
| Vac. avail. for sale, avail. for rent.....                  |                      | 2                                      |                                      | 12   | 12                         | 18               | 22               | 25              |                | 12            | 28                          |            |               |   |                         |                          |
| Percent sound with all plumbing facilities.....             | 1, 8                 |  |                                      |  |                            |                  |                  |                 |                |               |                             |            |               |   |                         |                          |
| Sewage disposal: All units.....                             |                      |  |                                      |  |                            | 20               | 23               | 25              |                | * 35          | * 35                        | 31         | 33            |   |                         |                          |
| Source of water: All units.....                             |                      |  |                                      |  |                            | 20               | 23               | 25              |                | * 35          | * 35                        | 31         | 33            |   |                         |                          |
| Toilet facilities: All units.....                           |                      | 2                                      | 9                                    | 12   | 12                         | 18               | 22               | 25              |                | 12            | 28                          | 31         | 33            |   | 37, 40                  | 38, 41                   |
| Water supply: All units.....                                |                      | 2                                      | 9                                    | 12   | 12                         | 18               | 22               | 25              |                | 12            | 28                          | 31         | 33            |   | 37, 40                  | 38, 41                   |
| <b>EQUIPMENT AND FUELS</b>                                  |                      |  |                                      |  |                            |                  |                  |                 |                |               |                             |            |               |   |                         |                          |
| Air conditioning: All occupied.....                         |                      | 6                                      | 11                                   | 16   | 16                         | 21               |                  |                 |                | 16            | 30                          |            |               |   |                         |                          |
| Automobiles available: All occupied.....                    |                      | 6                                      | 11                                   | 16   | 16                         | 21               |                  |                 |                | 16            | 30                          |            |               |   |                         |                          |
| Clothes dryer: All occupied.....                            |                      | 6                                      | 11                                   | 16   | 16                         |                  |                  |                 |                | 16            | 30                          |            |               |   |                         |                          |
| Clothes washing machine: All occupied.....                  |                      | 6                                      | 11                                   | 16   | 16                         |                  |                  |                 |                | 16            | 30                          |            |               |   |                         |                          |
| Cooking fuel: All occupied.....                             |                      | 6                                      |                                      | 16   | 16                         |                  |                  |                 |                | 16            | 29                          |            |               |   |                         |                          |
| Heating equipment: All units.....                           |                      | 4                                      | 11                                   | 14   | 14                         | 20               | 23               | 26              |                | 14            | 29                          | 32         | 33            |   |                         |                          |
| Heating fuel: All occupied.....                             |                      | 6                                      |                                      | 16   | 16                         |                  |                  |                 |                | 16            | 29                          |            |               |   |                         |                          |
| Home food freezer: All occupied.....                        |                      | 6                                      | 11                                   | 16   | 16                         |                  |                  |                 |                | 16            | 30                          | 32         | 33            |   |                         |                          |
| Radio sets: All occupied.....                               |                      | 6                                      | 11                                   | 16   | 16                         |                  |                  |                 |                | 16            | 30                          |            |               |   |                         |                          |
| Telephone available: All occupied.....                      |                      | 6                                      |                                      | 16   | 16                         |                  |                  |                 |                | 16            | 30                          |            |               |   |                         |                          |
| Television sets: All occupied.....                          |                      | 6                                      | 11                                   | 16   | 16                         |                  |                  |                 |                | 16            | 30                          |            |               |   |                         |                          |
| Water heating fuel: All occupied.....                       |                      | 6                                      |                                      | 16   | 16                         |                  |                  |                 |                | 16            | 29                          |            |               |   |                         |                          |
| <b>FINANCIAL CHARACTERISTICS<sup>8</sup></b>                |                      |  |                                      |  |                            |                  |                  |                 |                |               |                             |            |               |   |                         |                          |
| Contract rent: Renter occupied.....                         |                      | 7                                      |                                      | 17   | 17                         |                  |                  |                 |                | 17            |                             |            |               |   |                         |                          |
| Vacant available for rent.....                              |                      | 7                                      |                                      | 17   | 17                         | 21               |                  |                 |                | 17            |                             |            |               |   |                         |                          |
| Median: Renter occupied.....                                |                      | 7                                      |                                      | 17   | 17                         | 21               | 24               | 26              |                | 17            | 30                          | 32         |               |   |                         |                          |
| Vacant available for rent.....                              |                      | 7                                      |                                      | 17   | 17                         | 21               | 24               | 26              |                | 17            | 30                          | 32         |               |   |                         |                          |
| Median by utilities in rent: Vacant available for rent..... |                      | 7                                      |                                      | 17   | 17                         | 21               |                  |                 |                | 17            |                             |            |               |   |                         |                          |
| Gross rent: Renter occupied.....                            |                      | 7                                      | 11                                   | 17   | 17                         | 21               | 24               | 26              |                | 17            | 30                          | 32         |               | 37, 40  | 39, 42                  |                          |
| Median: Renter occupied.....                                | 1, 8                 | 7                                      | 11                                   | 17   | 17                         | 21               | 24               | 26              |                | 17            | 30                          | 32         |               |   | 39, 42                  |                          |
| Average: Renter occupied.....                               |                      |  |                                      |  |                            |                  |                  |                 | 27             |               |                             |            |               |   |                         |                          |
| No cash rent (see also "Rent status").....                  |                      | 7                                      | 11                                   | 17   | 17                         | 21               | 24               | 26              |                | 17            | 30                          | 32         |               | 37, 40  | 39, 42                  |                          |
| Value: Owner occupied.....                                  |                      | 7                                      | 11                                   | 17   | 17                         | 21               | 24               | 26              |                | 17            | 30                          | 32         |               | 37, 40  | 39, 42                  |                          |
| Vacant available for sale.....                              |                      | 7                                      |                                      | 17   | 17                         |                  |                  |                 |                | 17            |                             |            |               |   |                         |                          |
| Median: Owner occupied.....                                 | 1, 8                 | 7                                      | 11                                   | 17   | 17                         | 21               | 24               | 26              |                | 17            | 30                          | 32         |               |   | 39, 42                  |                          |
| Vacant available for sale.....                              |                      | 7                                      |                                      | 17   | 17                         | 21               | 24               | 26              |                | 17            | 30                          | 32         |               |   |                         |                          |
| Average: Owner occupied.....                                |                      |  |                                      |  |                            |                  |                  |                 | 27             |               |                             |            |               |   |                         |                          |

<sup>1</sup> Tables 1 and 8 contain summary statistics for the State, by inside SMSA's (separately for "in central cities" and "not in central cities") and outside SMSA's and by urban, rural-nonfarm, and occupied rural-farm units; for each SMSA; and for each place of 10,000 inhabitants or more. Table 1 provides data for all units and table 8 for units with nonwhite household heads. Data are not shown in table 8 for areas with fewer than 400 units with nonwhite household heads.

<sup>2</sup> Data on financial characteristics exclude farm units and certain other units; see definition. All vacant units in rural territory included in rural-nonfarm inventory.

<sup>3</sup> Tables 9 to 11 omitted if the State has fewer than 25,000 units with nonwhite household heads.

<sup>4</sup> Each county, place of 50,000 inhabitants or more, urban balance, and rural part of the SMSA.

<sup>5</sup> Includes all counties in New England and all counties in States with no SMSA's.

<sup>6</sup> Units with white household heads of Spanish surname in Arizona, California, Colorado, New Mexico, and Texas; units with heads of Puerto Rican birth or parentage in other States. Data for such units are provided only in the individual State chapters; they are not provided in the United States Summary chapter.

<sup>7</sup> Published in the United States Summary chapter for places which had a population of 50,000 or more in 1950, or in an interim census, and a population of 50,000 or more in 1960.

<sup>8</sup> Excludes places of 50,000 inhabitants or more in 1950 or in a census prior to 1960.

Figure 1.—REGIONS AND GEOGRAPHIC DIVISIONS OF THE UNITED STATES: 1960

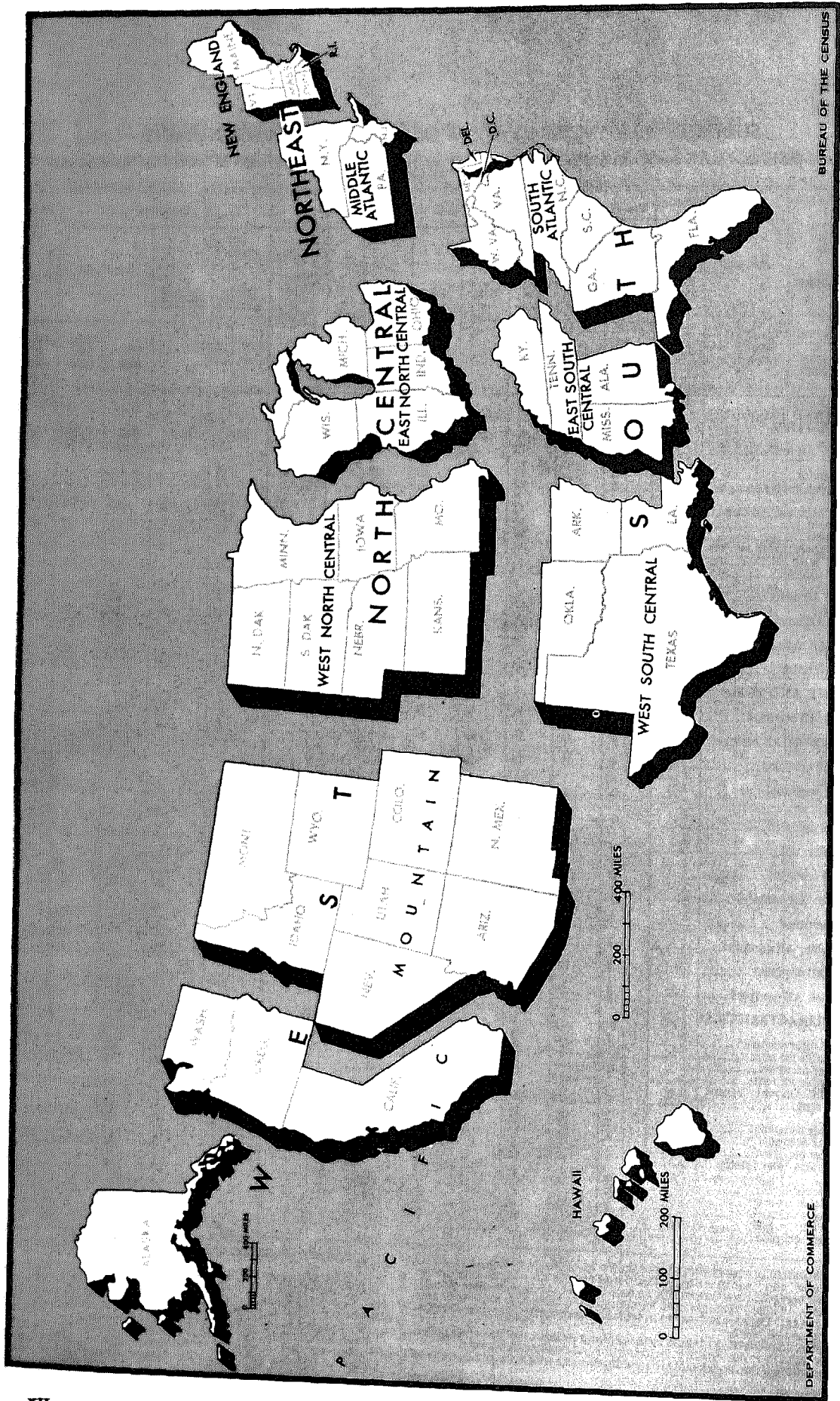
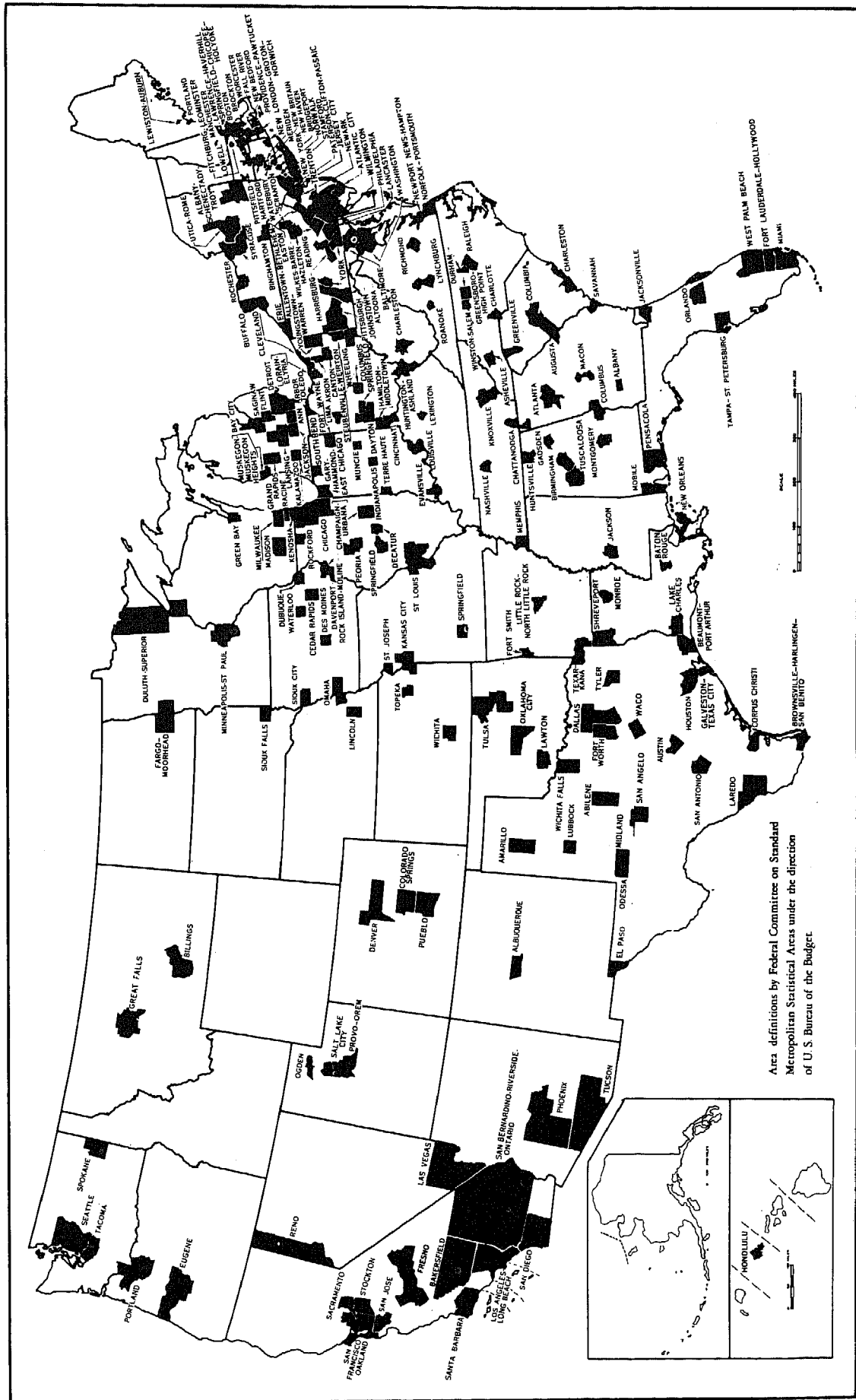


Figure 2.—STANDARD METROPOLITAN STATISTICAL AREAS OF THE UNITED STATES: 1960



# Wyoming

## LIST OF TABLES

[Page numbers listed here omit the State prefix number which appears as part of the page number for each page.  
The prefix for this State is 52]

| THE STATE   |      | PLACES OF 1,000 TO 50,000 INHABITANTS—Con.  |      |
|---|------|---|------|
| Table   | Page | Table   | Page |
| 1.—Selected characteristics, for the State and places of 10,000 inhabitants or more: 1960.....  | 3    | 26.—Occupancy and financial characteristics, year built, and heating equipment, for places of 2,500 to 10,000 inhabitants: 1960.....                  | 19   |
| 2.—Tenure, vacancy status, and condition and plumbing facilities, for the State, urban and rural: 1960.....   | 4    | 27.—Selected characteristics of housing units, for places of 1,000 to 2,500 inhabitants: 1960.....  | 21   |
| 3.—Bathrooms, rooms, and bedrooms, for the State, urban and rural: 1960.....  | 5    | COUNTIES  |      |
| 4.—Structural characteristics and heating equipment, for the State, urban and rural: 1960.....  | 6    | 28.—Tenure, vacancy status, condition and plumbing facilities, and structural characteristics, for counties: 1960.....                                | 22   |
| 5.—Occupancy characteristics, for the State, urban and rural: 1960.....   | 7    | 29.—Occupancy characteristics, heating equipment, and type of fuel, for counties: 1960.....   | 24   |
| 6.—Type of fuel and selected equipment, for the State, urban and rural: 1960.....   | 8    | 30.—Financial characteristics and selected equipment, for counties: 1960.....   | 26   |
| 7.—Financial characteristics and duration of vacancy, for the State, urban and rural nonfarm: 1960.....   | 9    | 31.—Tenure, vacancy status, condition and plumbing facilities, and structural characteristics of rural-nonfarm housing units, for counties: 1960..... | 28   |
| 8.—Selected characteristics of housing units with nonwhite household heads, for the State: 1960.....  | 9    | 32.—Occupancy and financial characteristics and heating equipment of rural-nonfarm housing units, for counties: 1960.....                             | 30   |
| PLACES OF 1,000 TO 50,000 INHABITANTS   |      | 33.—Tenure, condition and plumbing facilities, and structural characteristics of occupied rural-farm housing units, for counties: 1960.....           | 32   |
| 18.—Tenure, vacancy status, and condition and plumbing facilities, for places of 25,000 to 50,000 inhabitants: 1960.....                            | 10   | 34.—Occupancy characteristics and rent status of occupied rural-farm housing units, for counties: 1960.....   | 34   |
| 19.—Structural characteristics, for places of 25,000 to 50,000 inhabitants: 1960.....   | 11   | 35.—Source of water and sewage disposal, for counties: 1960.....  | 35   |
| 20.—Occupancy characteristics, year built, and heating equipment, for places of 25,000 to 50,000 inhabitants: 1960.....                             | 12   | SELECTED PLACES   |      |
| 21.—Financial characteristics, year moved into unit, and duration of vacancy, for places of 25,000 to 50,000 inhabitants: 1960.....                 | 13   | Nonwhite  |      |
| 22.—Tenure, vacancy status, and condition and plumbing facilities, for places of 10,000 to 25,000 inhabitants: 1960.....                            | 14   | 36.—Characteristics of housing units with nonwhite household heads, for places with 100 to 400 such units: 1960.....                                  | 35   |
| 23.—Structural characteristics and selected equipment, for places of 10,000 to 25,000 inhabitants: 1960.....  | 15   | 37.—Characteristics of housing units with nonwhite household heads, for places with 400 to 2,000 such units: 1960.....                                | -    |
| 24.—Occupancy and financial characteristics, for places of 10,000 to 25,000 inhabitants: 1960.....  | 16   | 38.—Characteristics of housing units with nonwhite household heads, for places with 2,000 or more such units: 1960.....                               | -    |
| 25.—Tenure, vacancy status, condition and plumbing facilities, and structural characteristics, for places of 2,500 to 10,000 inhabitants: 1960..... | 17   | 39.—Financial characteristics of housing units with nonwhite household heads, for places with 2,000 or more such units: 1960.....                     | -    |

## APPENDIX

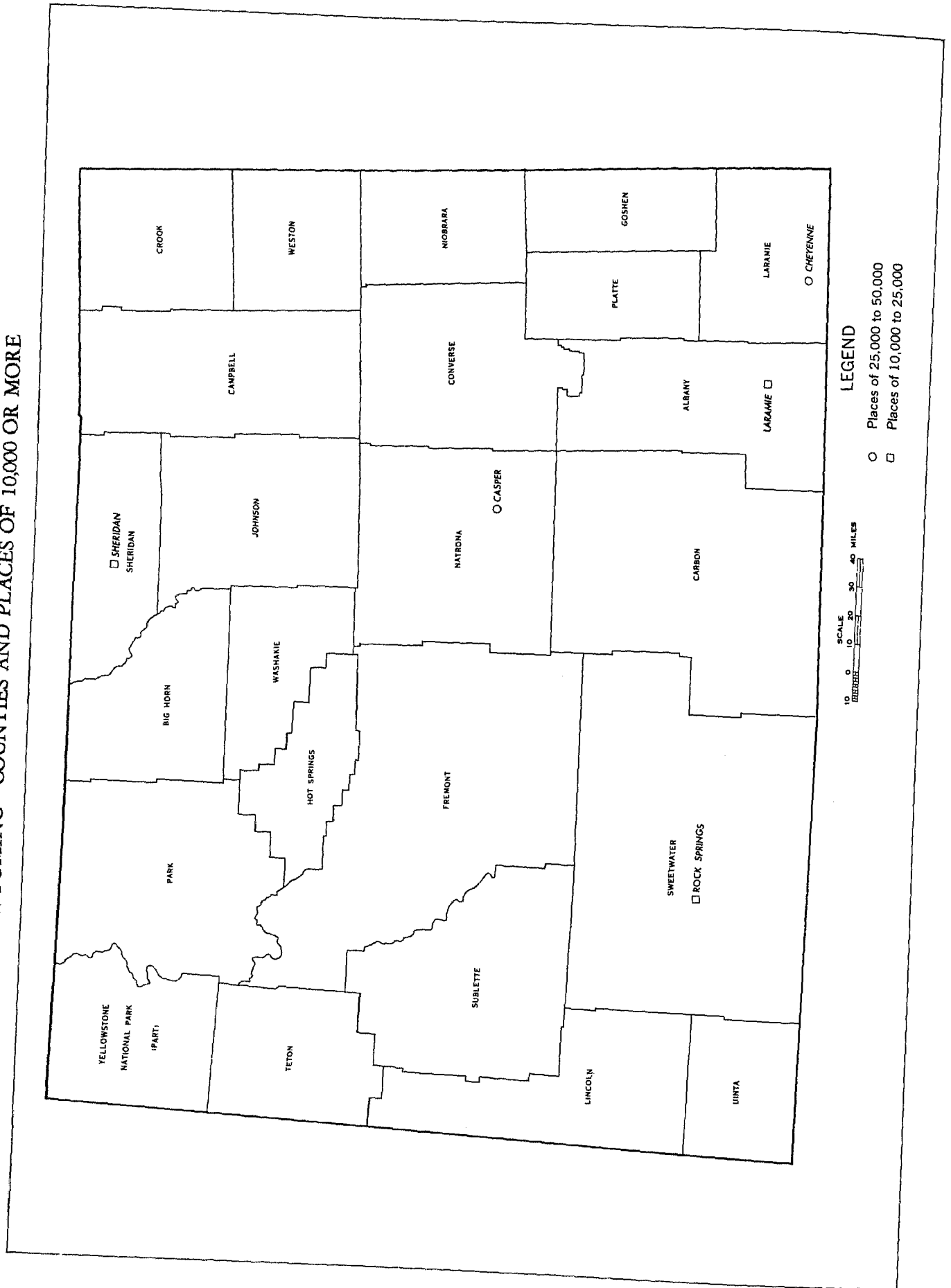
| Table   | Page |
|---|------|
| A-1.—Percent of allocation for nonresponse or inconsistency, for the State, by size of place: 1960..... | 36   |

## LIST OF MAPS

|   |   |
|---|---|
| The State, showing counties and places of 10,000 inhabitants or more..... | 2 |
|---|---|

[Tables 9-17 of the standard State series are omitted for Wyoming]

WYOMING--COUNTIES AND PLACES OF 10,000 OR MORE



LEGEND

- Places of 25,000 to 50,000
- Places of 10,000 to 25,000

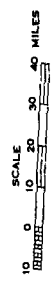


Table 1.—SELECTED CHARACTERISTICS, FOR THE STATE AND PLACES OF 10,000 INHABITANTS OR MORE: 1960

[Some data based on sample; see text. "U" denotes an unincorporated place. Plus (+) or minus (-) after number indicates median above or below that number. Percent not shown where less than 0.1]

| AREA                    | ALL HOUSING UNITS |                        |                                |                               |                                    | OCCUPIED HOUSING UNITS |                          |                                    |                           |                       |                |                 |                              | VACANCY RATE                       |            |        |
|-------------------------|-------------------|------------------------|--------------------------------|-------------------------------|------------------------------------|------------------------|--------------------------|------------------------------------|---------------------------|-----------------------|----------------|-----------------|------------------------------|------------------------------------|------------|--------|
|                         | TOTAL NUMBER      | MEDIAN NUMBER OF ROOMS | PERCENT--                      |                               |                                    | TOTAL NUMBER           | MEDIAN NUMBER OF PERSONS | PERCENT--                          |                           |                       |                |                 | OWNER MEDIAN VALUE (DOLLARS) | RENTER MEDIAN GROSS RENT (DOLLARS) | HOME-OWNER | RENTAL |
|                         |                   |                        | IN ONE-HOUSING UNIT STRUCTURES | IN STRUCTURES BUILT 1950-1960 | SOUND WITH ALL PLUMBING FACILITIES |                        |                          | WITH 1.01 OR MORE PERSONS PER ROOM | MOVED IN DURING 1958-1960 | OCCUPIED BY NON-WHITE | OWNER OCCUPIED | RENTER OCCUPIED |                              |                                    |            |        |
| THE STATE . . . . .     | 113 096           | 4.3                    | 83.0                           | 28.9                          | 71.9                               | 99 187                 | 3.0                      | 15.6                               | 41.6                      | 1.6                   | 62.2           | 37.8            | 12 300                       | 67                                 | 1.2        | 8.0    |
| URBAN . . . . .         | 63 110            | 4.4                    | 73.9                           | 30.2                          | 79.5                               | 58 864                 | 2.8                      | 13.0                               | 44.2                      | 1.4                   | 59.9           | 40.1            | 13 800                       | 69                                 | 1.2        | 8.0    |
| RURAL . . . . .         | 49 986            | 4.3                    | 94.6                           | 27.3                          | 62.4                               | 40 323                 | 3.3                      | 19.4                               | 37.7                      | 1.8                   | 65.4           | 34.6            | 8 100                        | 62                                 | 1.2        | 8.1    |
| NONFARM . . . . .       | 38 146            | 4.1                    | 93.4                           | 30.9                          | 62.0                               | 28 483                 | 3.2                      | 20.3                               | 43.4                      | 1.9                   | 63.6           | 36.4            | 8 100                        | 62                                 | 1.7        | 10.5   |
| OCCUPIED FARM . . . . . | 11 840            | 5.1                    | 98.2                           | 15.5                          | 63.8                               | 11 840                 | 3.5                      | 17.3                               | 24.1                      | 1.6                   | 69.8           | 30.2            | ***                          | ***                                | ***        | ***    |
| PLACES                  |                   |                        |                                |                               |                                    |                        |                          |                                    |                           |                       |                |                 |                              |                                    |            |        |
| CASPER . . . . .        | 13 128            | 4.6                    | 75.2                           | 40.3                          | 82.7                               | 12 174                 | 2.9                      | 10.0                               | 44.7                      | 1.4                   | 64.1           | 35.9            | 15 500                       | 75                                 | 1.7        | 11.8   |
| CHEYENNE . . . . .      | 14 477            | 4.3                    | 62.7                           | 30.6                          | 84.6                               | 13 958                 | 2.9                      | 14.3                               | 51.3                      | 2.3                   | 54.6           | 45.4            | 15 000                       | 72                                 | 1.2        | 2.3    |
| LARAMIE . . . . .       | 5 609             | 4.3                    | 61.2                           | 33.9                          | 82.1                               | 5 189                  | 2.7                      | 10.5                               | 47.0                      | 1.2                   | 55.6           | 44.4            | 13 900                       | 67                                 | 1.4        | 9.5    |
| ROCK SPRINGS . . . . .  | 3 654             | 4.2                    | 83.5                           | 13.0                          | 72.3                               | 3 391                  | 2.8                      | 14.8                               | 33.5                      | 1.6                   | 55.3           | 44.7            | 13 300                       | 60                                 | 1.7        | 3.3    |
| SHERIDAN . . . . .      | 4 359             | 4.5                    | 79.6                           | 15.1                          | 69.6                               | 4 038                  | 2.5                      | 8.6                                | 36.3                      | 0.8                   | 66.6           | 33.4            | 10 800                       | 56                                 | 1.2        | 9.6    |



Table 2.—TENURE, VACANCY STATUS, AND CONDITION AND PLUMBING FACILITIES,  
FOR THE STATE, URBAN AND RURAL: 1960

[Some data based on sample; see text]

Tenure by Color,  
Vacancy Status  
Condition and Plumb.

Water Supply  
Toilet Fac.  
Bathing Fac.

| SUBJECT   | THE STATE | URBAN  | RURAL  |         |               |
|---|-----------|--------|--------|---------|---------------|
|   |           |        | TOTAL  | NONFARM | OCCUPIED FARM |
| ALL HOUSING UNITS . . . . .                         | 113 096   | 63 110 | 49 986 | 38 146  | 11 840        |
| TENURE, COLOR, AND VACANCY STATUS                   |           |        |        |         |               |
| OCCUPIED . . . . .                                  | 99 187    | 58 864 | 40 323 | 28 483  | 11 840        |
| OWNER OCCUPIED . . . . .                            | 61 676    | 35 285 | 26 391 | 18 123  | 8 268         |
| PERCENT OF ALL OCCUPIED . . . . .                   | 62.2      | 59.9   | 65.4   | 65.6    | 69.8          |
| WHITE . . . . .                                     | 60 866    | 34 982 | 25 884 | 17 752  | 8 132         |
| NONWHITE . . . . .                                  | 810       | 303    | 507    | 371     | 136           |
| RENTER OCCUPIED . . . . .                           | 37 511    | 23 579 | 13 932 | 10 360  | 3 572         |
| WHITE . . . . .                                     | 36 767    | 23 068 | 13 699 | 10 177  | 3 522         |
| NONWHITE . . . . .                                  | 744       | 511    | 233    | 183     | 50            |
| VACANT . . . . .                                    | 13 909    | 4 246  | 9 663  | 9 663   | ...           |
| YEAR ROUND . . . . .                                | 7 913     | 3 581  | 4 332  | 4 332   | ...           |
| SOUND OR DETERIORATING . . . . .                    | 6 643     | 3 179  | 3 464  | 3 464   | ...           |
| AVAILABLE . . . . .                                 | 4 027     | 2 497  | 1 530  | 1 530   | ...           |
| FOR SALE ONLY . . . . .                             | 749       | 439    | 310    | 310     | ...           |
| HOMEOWNER VACANCY RATE . . . . .                    | 1.2       | 1.2    | 1.2    | 1.7     | ...           |
| FOR RENT . . . . .                                  | 3 278     | 2 058  | 1 220  | 1 220   | ...           |
| RENTAL VACANCY RATE . . . . .                       | 8.0       | 8.0    | 8.1    | 10.5    | ...           |
| RENTED OR SOLD, AWAITING OCCUPANCY . . . . .        | 399       | 228    | 171    | 171     | ...           |
| HELD FOR OCCASIONAL USE . . . . .                   | 549       | 104    | 445    | 445     | ...           |
| HELD FOR OTHER REASONS . . . . .                    | 1 668     | 350    | 1 318  | 1 318   | ...           |
| DILAPIDATED . . . . .                               | 1 270     | 402    | 868    | 868     | ...           |
| SEASONAL . . . . .                                  | 5 996     | 665    | 5 331  | 5 331   | ...           |
| CONDITION AND PLUMBING                              |           |        |        |         |               |
| ALL UNITS . . . . .                                 | 113 084   | 63 098 | 49 986 | 38 146  | 11 840        |
| SOUND . . . . .                                     | 89 635    | 51 974 | 37 661 | 28 404  | 9 257         |
| WITH ALL PLUMBING FACILITIES . . . . .              | 81 369    | 50 167 | 31 202 | 23 651  | 7 551         |
| LACKING ONLY HOT WATER . . . . .                    | 276       | 36     | 240    | 177     | 63            |
| LACKING OTHER PLUMBING FACILITIES . . . . .         | 7 990     | 1 771  | 6 219  | 4 576   | 1 643         |
| DETERIORATING . . . . .                             | 18 164    | 8 769  | 9 395  | 7 293   | 2 102         |
| WITH ALL PLUMBING FACILITIES . . . . .              | 11 889    | 7 253  | 4 656  | 3 589   | 1 047         |
| LACKING ONLY HOT WATER . . . . .                    | 201       | 61     | 140    | 98      | 42            |
| LACKING OTHER PLUMBING FACILITIES . . . . .         | 6 074     | 1 455  | 4 619  | 3 606   | 1 013         |
| DILAPIDATED . . . . .                               | 5 285     | 2 355  | 2 930  | 2 449   | 481           |
| OWNER OCCUPIED . . . . .                            | 61 676    | 35 285 | 26 391 | 18 123  | 8 268         |
| SOUND . . . . .                                     | 53 541    | 31 641 | 21 900 | 15 265  | 6 635         |
| WITH ALL PLUMBING FACILITIES . . . . .              | 51 073    | 31 316 | 19 757 | 14 156  | 5 601         |
| LACKING SOME OR ALL FACILITIES . . . . .            | 2 468     | 325    | 2 143  | 1 109   | 1 034         |
| DETERIORATING . . . . .                             | 6 574     | 2 953  | 3 621  | 2 326   | 1 295         |
| WITH ALL PLUMBING FACILITIES . . . . .              | 4 802     | 2 689  | 2 113  | 1 472   | 641           |
| LACKING SOME OR ALL FACILITIES . . . . .            | 1 772     | 264    | 1 508  | 854     | 654           |
| DILAPIDATED . . . . .                               | 1 561     | 691    | 870    | 532     | 338           |
| RENTER OCCUPIED . . . . .                           | 37 511    | 23 579 | 13 932 | 10 360  | 3 572         |
| SOUND . . . . .                                     | 27 976    | 17 616 | 10 360 | 7 738   | 2 622         |
| WITH ALL PLUMBING FACILITIES . . . . .              | 24 796    | 16 337 | 8 459  | 6 509   | 1 950         |
| LACKING SOME OR ALL FACILITIES . . . . .            | 3 180     | 1 279  | 1 901  | 1 229   | 672           |
| DETERIORATING . . . . .                             | 7 586     | 4 721  | 2 865  | 2 058   | 807           |
| WITH ALL PLUMBING FACILITIES . . . . .              | 5 498     | 3 809  | 1 689  | 1 283   | 406           |
| LACKING SOME OR ALL FACILITIES . . . . .            | 2 088     | 912    | 1 176  | 775     | 401           |
| DILAPIDATED . . . . .                               | 1 949     | 1 242  | 707    | 564     | 143           |
| VACANT AVAILABLE FOR SALE . . . . .                 | 749       | 439    | 310    | 310     | ...           |
| WITH ALL PLUMBING FACILITIES . . . . .              | 628       | 424    | 204    | 204     | ...           |
| LACKING SOME OR ALL FACILITIES . . . . .            | 121       | 15     | 106    | 106     | ...           |
| VACANT AVAILABLE FOR RENT . . . . .                 | 3 278     | 2 058  | 1 220  | 1 220   | ...           |
| WITH ALL PLUMBING FACILITIES . . . . .              | 2 561     | 1 725  | 836    | 836     | ...           |
| LACKING SOME OR ALL FACILITIES . . . . .            | 717       | 333    | 384    | 384     | ...           |
| ALL HOUSING UNITS . . . . .                         | 113 096   | 63 110 | 49 986 | 38 146  | 11 840        |
| WATER SUPPLY  |           |        |        |         |               |
| HOT AND COLD PIPED WATER INSIDE STRUCTURE . . . . . | 99 987    | 61 282 | 38 705 | 29 404  | 9 301         |
| ONLY COLD PIPED WATER INSIDE STRUCTURE . . . . .    | 4 077     | 1 258  | 2 819  | 2 192   | 627           |
| PIPED WATER OUTSIDE STRUCTURE . . . . .             | 991       | 143    | 848    | 626     | 222           |
| NO PIPED WATER . . . . .                            | 8 029     | 415    | 7 614  | 5 924   | 1 690         |
| TOILET FACILITIES                                   |           |        |        |         |               |
| FLUSH TOILET, EXCLUSIVE USE . . . . .               | 96 911    | 59 598 | 37 313 | 28 428  | 8 885         |
| FLUSH TOILET, SHARED . . . . .                      | 3 364     | 2 548  | 816    | 783     | 33            |
| OTHER TOILET FACILITIES OR NONE . . . . .           | 12 809    | 952    | 11 857 | 8 935   | 2 922         |
| BATHING FACILITIES                                  |           |        |        |         |               |
| BATHTUB OR SHOWER, EXCLUSIVE USE . . . . .          | 96 003    | 58 945 | 37 058 | 28 107  | 8 951         |
| BATHTUB OR SHOWER, SHARED . . . . .                 | 3 465     | 2 627  | 838    | 788     | 50            |
| NO BATHTUB OR SHOWER . . . . .                      | 13 616    | 1 526  | 12 090 | 9 251   | 2 839         |

Table 3.—BATHROOMS, ROOMS, AND BEDROOMS, FOR THE STATE, URBAN AND RURAL: 1960  
[Some data based on sample; see text]

Bathrooms  
Rooms

Bedrooms

| SUBJECT                             | THE STATE | URBAN  | RURAL  |         |               |
|-------------------------------------|-----------|--------|--------|---------|---------------|
|                                     |           |        | TOTAL  | NONFARM | OCCUPIED FARM |
| <b>BATHROOMS</b>                    |           |        |        |         |               |
| ALL UNITS . . . . .                 | 113 080   | 63 094 | 49 986 | 38 255  | 11 731        |
| 1 . . . . .                         | 80 601    | 47 826 | 32 775 | 25 122  | 7 653         |
| 1 PLUS PARTIAL . . . . .            | 5 143     | 3 848  | 1 295  | 934     | 361           |
| 2 OR MORE . . . . .                 | 9 436     | 6 997  | 2 439  | 1 817   | 622           |
| SHARED OR NONE . . . . .            | 17 900    | 4 423  | 13 477 | 10 382  | 3 095         |
| OWNER OCCUPIED . . . . .            | 61 677    | 35 285 | 26 392 | 18 223  | 8 169         |
| 1 . . . . .                         | 44 761    | 25 344 | 19 417 | 13 973  | 5 444         |
| MORE THAN 1 . . . . .               | 11 814    | 9 122  | 2 692  | 1 900   | 792           |
| SHARED OR NONE . . . . .            | 5 102     | 819    | 4 283  | 2 350   | 1 933         |
| RENTER OCCUPIED . . . . .           | 37 510    | 23 579 | 13 931 | 10 369  | 3 562         |
| 1 . . . . .                         | 29 010    | 19 451 | 9 559  | 7 350   | 2 209         |
| MORE THAN 1 . . . . .               | 2 154     | 1 362  | 792    | 601     | 191           |
| SHARED OR NONE . . . . .            | 6 346     | 2 766  | 3 580  | 2 418   | 1 162         |
| <b>ROOMS</b>                        |           |        |        |         |               |
| ALL UNITS . . . . .                 | 113 084   | 63 098 | 49 986 | 38 146  | 11 840        |
| 1 ROOM . . . . .                    | 5 341     | 2 387  | 2 954  | 2 617   | 337           |
| 2 ROOMS . . . . .                   | 7 713     | 3 946  | 3 767  | 3 414   | 353           |
| 3 ROOMS . . . . .                   | 18 654    | 11 289 | 7 365  | 6 519   | 846           |
| 4 ROOMS . . . . .                   | 30 180    | 16 204 | 13 976 | 11 387  | 2 589         |
| 5 ROOMS . . . . .                   | 25 241    | 14 863 | 10 378 | 7 426   | 2 952         |
| 6 ROOMS . . . . .                   | 13 530    | 7 437  | 6 093  | 3 771   | 2 322         |
| 7 ROOMS . . . . .                   | 6 347     | 3 610  | 2 737  | 1 521   | 1 216         |
| 8 ROOMS OR MORE . . . . .           | 6 078     | 3 362  | 2 716  | 1 491   | 1 225         |
| MEDIAN . . . . .                    | 4.3       | 4.4    | 4.3    | 4.1     | 5.1           |
| OWNER OCCUPIED . . . . .            | 61 676    | 35 285 | 26 391 | 18 123  | 8 268         |
| 1 ROOM . . . . .                    | 421       | 105    | 316    | 261     | 55            |
| 2 ROOMS . . . . .                   | 1 725     | 628    | 1 097  | 916     | 181           |
| 3 ROOMS . . . . .                   | 5 707     | 2 502  | 3 205  | 2 676   | 529           |
| 4 ROOMS . . . . .                   | 16 228    | 8 833  | 7 395  | 5 712   | 1 683         |
| 5 ROOMS . . . . .                   | 17 586    | 11 271 | 6 315  | 4 187   | 2 128         |
| 6 ROOMS . . . . .                   | 10 127    | 5 984  | 4 143  | 2 400   | 1 743         |
| 7 ROOMS . . . . .                   | 5 035     | 2 995  | 2 040  | 1 061   | 979           |
| 8 ROOMS OR MORE . . . . .           | 4 847     | 2 967  | 1 880  | 910     | 970           |
| MEDIAN . . . . .                    | 4.9       | 5.0    | 4.7    | 4.4     | 5.3           |
| RENTER OCCUPIED . . . . .           | 37 511    | 23 579 | 13 932 | 10 360  | 3 572         |
| 1 ROOM . . . . .                    | 2 971     | 1 858  | 1 113  | 831     | 282           |
| 2 ROOMS . . . . .                   | 3 537     | 2 539  | 998    | 826     | 172           |
| 3 ROOMS . . . . .                   | 9 341     | 7 397  | 1 944  | 1 627   | 317           |
| 4 ROOMS . . . . .                   | 10 920    | 6 658  | 4 262  | 3 356   | 906           |
| 5 ROOMS . . . . .                   | 6 001     | 3 055  | 2 946  | 2 122   | 824           |
| 6 ROOMS . . . . .                   | 2 757     | 1 240  | 1 517  | 938     | 579           |
| 7 ROOMS . . . . .                   | 1 073     | 508    | 565    | 328     | 237           |
| 8 ROOMS OR MORE . . . . .           | 911       | 324    | 587    | 332     | 255           |
| MEDIAN . . . . .                    | 3.8       | 3.5    | 4.2    | 4.1     | 4.6           |
| VACANT AVAILABLE FOR SALE . . . . . | 749       | 439    | 310    | 310     | ...           |
| 1 TO 3 ROOMS . . . . .              | 112       | 39     | 73     | 73      | ...           |
| 4 ROOMS . . . . .                   | 186       | 95     | 91     | 91      | ...           |
| 5 ROOMS . . . . .                   | 261       | 177    | 84     | 84      | ...           |
| 6 ROOMS . . . . .                   | 113       | 78     | 35     | 35      | ...           |
| 7 ROOMS OR MORE . . . . .           | 77        | 50     | 27     | 27      | ...           |
| MEDIAN . . . . .                    | 4.8       | 5.0    | 4.4    | 4.4     | ...           |
| VACANT AVAILABLE FOR RENT . . . . . | 3 278     | 2 058  | 1 220  | 1 220   | ...           |
| 1 ROOM . . . . .                    | 459       | 280    | 179    | 179     | ...           |
| 2 ROOMS . . . . .                   | 569       | 379    | 190    | 190     | ...           |
| 3 ROOMS . . . . .                   | 1 124     | 813    | 311    | 311     | ...           |
| 4 ROOMS . . . . .                   | 743       | 390    | 353    | 353     | ...           |
| 5 ROOMS OR MORE . . . . .           | 383       | 196    | 187    | 187     | ...           |
| MEDIAN . . . . .                    | 3.0       | 3.0    | 3.3    | 3.3     | ...           |
| <b>BEDROOMS</b>                     |           |        |        |         |               |
| ALL UNITS . . . . .                 | 113 096   | 63 110 | 49 986 | 37 694  | 12 292        |
| NONE . . . . .                      | 6 786     | 3 306  | 3 480  | 3 091   | 389           |
| 1 . . . . .                         | 27 089    | 16 673 | 10 416 | 9 157   | 1 259         |
| 2 . . . . .                         | 42 914    | 22 479 | 20 435 | 15 543  | 4 892         |
| 3 . . . . .                         | 26 472    | 15 344 | 11 128 | 7 654   | 3 474         |
| 4 OR MORE . . . . .                 | 9 835     | 5 308  | 4 527  | 2 249   | 2 278         |
| OWNER OCCUPIED . . . . .            | 61 655    | 35 285 | 26 370 | 17 707  | 6 663         |
| 0 AND 1 . . . . .                   | 8 475     | 4 242  | 4 233  | 3 538   | 695           |
| 2 . . . . .                         | 25 807    | 14 020 | 11 787 | 8 171   | 3 616         |
| 3 . . . . .                         | 19 425    | 12 406 | 7 019  | 4 489   | 2 530         |
| 4 OR MORE . . . . .                 | 7 948     | 4 617  | 3 331  | 1 509   | 1 822         |
| RENTER OCCUPIED . . . . .           | 37 532    | 23 579 | 13 953 | 10 324  | 3 629         |
| NONE . . . . .                      | 3 667     | 2 475  | 1 192  | 881     | 311           |
| 1 . . . . .                         | 13 778    | 10 325 | 7 453  | 2 811   | 642           |
| 2 . . . . .                         | 13 252    | 7 639  | 5 613  | 4 337   | 1 276         |
| 3 OR MORE . . . . .                 | 6 835     | 3 140  | 3 695  | 2 295   | 1 400         |

Table 4.—STRUCTURAL CHARACTERISTICS AND HEATING EQUIPMENT, FOR THE STATE, URBAN AND RURAL: 1960  
 [Based on sample; see text]

Units in Structure  
 Trailer  
 Year Structure Built

Basement  
 Heating Equipment

| SUBJECT                                    | THE STATE | URBAN  | RURAL  |         |               |
|--|-----------|--------|--------|---------|---------------|
|  |           |        | TOTAL  | NONFARM | OCCUPIED FARM |
| <b>UNITS IN STRUCTURE</b>                  |           |        |        |         |               |
| ALL UNITS . . . . .                        | 113 080   | 63 094 | 49 986 | 38 255  | 11 731        |
| 1, DETACHED . . . . .                      | 82 996    | 42 140 | 40 856 | 29 777  | 11 079        |
| 1, ATTACHED . . . . .                      | 4 719     | 2 640  | 2 079  | 1 993   | 86            |
| 2 . . . . .                                | 7 594     | 6 854  | 1 040  | 947     | 93            |
| 3 AND 4 . . . . .                          | 5 165     | 4 559  | 606    | 606     | ...           |
| 5 OR MORE . . . . .                        | 6 441     | 5 371  | 1 070  | 1 060   | 10            |
| TRAILER:                                   |           |        |        |         |               |
| ON PERMANENT FOUNDATION . . . . .          | 463       | 120    | 343    | 273     | 70            |
| MOBILE . . . . .                           | 5 702     | 1 710  | 3 992  | 3 599   | 393           |
| OWNER OCCUPIED . . . . .                   | 61 677    | 35 285 | 26 392 | 18 223  | 8 169         |
| 1, DETACHED . . . . .                      | 51 782    | 30 144 | 21 638 | 13 781  | 7 857         |
| 1, ATTACHED . . . . .                      | 1 000     | 555    | 445    | 405     | 40            |
| 2 . . . . .                                | 2 339     | 2 043  | 296    | 265     | 31            |
| 3 AND 4 . . . . .                          | 637       | 558    | 79     | 79      | ...           |
| 5 OR MORE . . . . .                        | 383       | 314    | 69     | 69      | ...           |
| TRAILER . . . . .                          | 5 536     | 1 671  | 3 865  | 3 624   | 241           |
| RENTER OCCUPIED . . . . .                  | 37 510    | 23 579 | 13 931 | 10 369  | 3 562         |
| 1, DETACHED . . . . .                      | 21 004    | 10 062 | 10 942 | 7 720   | 3 222         |
| 1, ATTACHED . . . . .                      | 2 747     | 1 742  | 1 005  | 959     | 46            |
| 2 . . . . .                                | 4 547     | 4 041  | 506    | 444     | 62            |
| 3 AND 4 . . . . .                          | 3 763     | 3 382  | 381    | 381     | ...           |
| 5 TO 9 . . . . .                           | 2 175     | 1 985  | 190    | 180     | 10            |
| 10 TO 19 . . . . .                         | 1 286     | 1 033  | 253    | 253     | ...           |
| 20 TO 49 . . . . .                         | 940       | 775    | 165    | 165     | ...           |
| 50 OR MORE . . . . .                       | 419       | 400    | 19     | 19      | ...           |
| TRAILER . . . . .                          | 629       | 159    | 470    | 248     | 222           |
| VACANT AVAILABLE FOR RENT . . . . .        | 3 344     | 2 120  | 1 224  | 1 224   | ...           |
| 1 . . . . .                                | 1 709     | 752    | 957    | 957     | ...           |
| 2 TO 4 . . . . .                           | 854       | 764    | 90     | 90      | ...           |
| 5 TO 9 . . . . .                           | 295       | 254    | 41     | 41      | ...           |
| 10 OR MORE . . . . .                       | 486       | 350    | 136    | 136     | ...           |
| <b>YEAR STRUCTURE BUILT</b>                |           |        |        |         |               |
| ALL UNITS . . . . .                        | 113 084   | 63 098 | 49 986 | 38 146  | 11 840        |
| 1959 TO MARCH 1960 . . . . .               | 4 952     | 2 777  | 2 175  | 1 984   | 191           |
| 1955 TO 1958 . . . . .                     | 12 282    | 7 116  | 5 166  | 4 571   | 595           |
| 1950 TO 1954 . . . . .                     | 15 442    | 9 160  | 6 282  | 5 227   | 1 055         |
| 1940 TO 1949 . . . . .                     | 17 058    | 9 202  | 7 856  | 6 188   | 1 668         |
| 1930 TO 1939 . . . . .                     | 15 170    | 8 207  | 6 963  | 5 348   | 1 615         |
| 1929 OR EARLIER . . . . .                  | 48 180    | 26 636 | 21 544 | 14 828  | 6 716         |
| OWNER OCCUPIED . . . . .                   | 61 676    | 35 285 | 26 391 | 18 123  | 8 268         |
| 1955 TO MARCH 1960 . . . . .               | 13 038    | 7 741  | 5 297  | 4 679   | 618           |
| 1950 TO 1954 . . . . .                     | 10 286    | 6 605  | 3 681  | 2 880   | 801           |
| 1940 TO 1949 . . . . .                     | 9 128     | 5 043  | 4 085  | 2 829   | 1 256         |
| 1939 OR EARLIER . . . . .                  | 29 224    | 15 896 | 13 328 | 7 735   | 5 593         |
| ALL HOUSING UNITS . . . . .                | 113 096   | 63 110 | 49 986 | 38 146  | 11 840        |
| <b>BASEMENT</b>                            |           |        |        |         |               |
| BASEMENT . . . . .                         | 56 454    | 39 313 | 17 141 | 11 763  | 5 378         |
| CONCRETE SLAB . . . . .                    | 12 900    | 5 566  | 7 334  | 5 689   | 1 645         |
| OTHER . . . . .                            | 43 726    | 18 215 | 25 511 | 20 803  | 4 708         |
| <b>HEATING EQUIPMENT</b>                   |           |        |        |         |               |
| STEAM OR HOT WATER . . . . .               | 10 112    | 8 001  | 2 111  | 1 884   | 227           |
| WARM AIR FURNACE . . . . .                 | 42 401    | 30 450 | 11 951 | 9 238   | 2 713         |
| FLOOR, WALL, OR PIPELESS FURNACE . . . . . | 16 341    | 9 611  | 6 730  | 5 195   | 1 535         |
| BUILT-IN ELECTRIC UNITS . . . . .          | 323       | 46     | 277    | 233     | 44            |
| OTHER MEANS WITH FLUE . . . . .            | 41 746    | 14 390 | 27 356 | 20 237  | 7 119         |
| OTHER MEANS WITHOUT FLUE . . . . .         | 1 430     | 515    | 915    | 745     | 170           |
| NONE . . . . .                             | 731       | 85     | 646    | 614     | 32            |

Table 5.—OCCUPANCY CHARACTERISTICS, FOR THE STATE, URBAN AND RURAL: 1960  
 [Based on sample; see text]

Population  
PersonsPersons per Room  
Year Moved into Unit

| SUBJECT                                      | THE STATE | URBAN   | RURAL   |         |               |
|--|-----------|---------|---------|---------|---------------|
|  |           |         | TOTAL   | NONFARM | OCCUPIED FARM |
| <b>POPULATION</b>                            |           |         |         |         |               |
| POPULATION IN HOUSING UNITS, 1960 . . . . .  | 329 135   | 186 241 | 142 894 | 98 574  | 44 320        |
| PER OCCUPIED UNIT . . . . .                  | 3.3       | 3.2     | 3.5     | 3.5     | 3.7           |
| OWNER . . . . .                              | 3.4       | 3.4     | 3.5     | 3.4     | 3.7           |
| RENTER . . . . .                             | 3.2       | 2.9     | 3.6     | 3.5     | 3.8           |
| POPULATION IN DWELLING UNITS, 1950 . . . . . | 274 991   | 139 014 | 135 977 | 79 682  | 56 295        |
| PER OCCUPIED UNIT . . . . .                  | 3.3       | 3.1     | 3.5     | 3.3     | 3.7           |
| ALL OCCUPIED UNITS. . . . .                  | 99 187    | 56 864  | 40 323  | 28 483  | 11 840        |
| <b>PERSONS</b>                               |           |         |         |         |               |
| <b>OWNER OCCUPIED.</b>                       |           |         |         |         |               |
| 1 PERSON. . . . .                            | 61 676    | 35 285  | 26 391  | 18 123  | 8 268         |
| 2 PERSONS . . . . .                          | 6 053     | 3 527   | 2 526   | 1 949   | 577           |
| 3 PERSONS . . . . .                          | 18 040    | 10 333  | 7 707   | 5 335   | 2 372         |
| 4 PERSONS . . . . .                          | 10 987    | 6 460   | 4 527   | 3 082   | 1 445         |
| 5 PERSONS . . . . .                          | 11 032    | 6 563   | 4 469   | 3 098   | 1 371         |
| 6 PERSONS . . . . .                          | 8 038     | 4 598   | 3 440   | 2 398   | 1 042         |
| 7 PERSONS . . . . .                          | 4 244     | 2 306   | 1 938   | 1 239   | 699           |
| 8 PERSONS OR MORE . . . . .                  | 1 718     | 866     | 852     | 500     | 352           |
| MEDIAN. . . . .                              | 3.1       | 3.1     | 3.2     | 3.1     | 3.3           |
| <b>RENTER OCCUPIED</b>                       |           |         |         |         |               |
| 1 PERSON. . . . .                            | 37 511    | 23 579  | 13 932  | 10 360  | 3 572         |
| 2 PERSONS . . . . .                          | 8 179     | 5 984   | 2 195   | 1 765   | 430           |
| 3 PERSONS . . . . .                          | 8 613     | 5 928   | 2 685   | 2 092   | 593           |
| 4 PERSONS . . . . .                          | 6 204     | 4 109   | 2 095   | 1 517   | 578           |
| 5 PERSONS . . . . .                          | 4 252     | 3 539   | 2 643   | 1 898   | 745           |
| 6 PERSONS . . . . .                          | 2 175     | 2 167   | 2 085   | 1 463   | 622           |
| 7 PERSONS . . . . .                          | 995       | 996     | 1 179   | 853     | 326           |
| 8 PERSONS OR MORE . . . . .                  | 911       | 413     | 552     | 383     | 169           |
| MEDIAN. . . . .                              | 2.8       | 2.5     | 3.5     | 3.4     | 3.7           |
| <b>PERSONS PER ROOM</b>                      |           |         |         |         |               |
| <b>OWNER OCCUPIED.</b>                       |           |         |         |         |               |
| 0.50 OR LESS. . . . .                        | 61 676    | 35 285  | 26 391  | 18 123  | 8 268         |
| 0.51 TO 0.75. . . . .                        | 25 579    | 15 368  | 10 211  | 6 732   | 3 479         |
| 0.76 TO 1.00. . . . .                        | 13 456    | 8 033   | 5 423   | 3 616   | 1 807         |
| 1.01 TO 1.50. . . . .                        | 14 352    | 8 156   | 6 196   | 4 461   | 1 735         |
| 1.51 OR MORE. . . . .                        | 6 025     | 2 942   | 3 083   | 2 221   | 862           |
| MEDIAN. . . . .                              | 2 264     | 786     | 1 478   | 1 093   | 385           |
| <b>RENTER OCCUPIED</b>                       |           |         |         |         |               |
| 0.50 OR LESS. . . . .                        | 37 511    | 23 579  | 13 932  | 10 360  | 3 572         |
| 0.51 TO 0.75. . . . .                        | 10 597    | 7 058   | 3 539   | 2 696   | 843           |
| 0.76 TO 1.00. . . . .                        | 7 877     | 5 299   | 2 578   | 1 825   | 753           |
| 1.01 TO 1.50. . . . .                        | 11 844    | 7 306   | 4 538   | 3 360   | 1 178         |
| 1.51 OR MORE. . . . .                        | 4 778     | 2 721   | 2 057   | 1 527   | 530           |
| MEDIAN. . . . .                              | 2 415     | 1 195   | 1 220   | 952     | 268           |
| <b>YEAR MOVED INTO UNIT</b>                  |           |         |         |         |               |
| <b>OWNER OCCUPIED.</b>                       |           |         |         |         |               |
| 1959 TO MARCH 1960. . . . .                  | 61 676    | 35 285  | 26 391  | 18 123  | 8 268         |
| 1958. . . . .                                | 11 036    | 6 090   | 4 946   | 4 241   | 705           |
| 1957. . . . .                                | 5 326     | 3 323   | 2 003   | 1 604   | 399           |
| 1956. . . . .                                | 4 447     | 2 669   | 1 778   | 1 386   | 392           |
| 1954 TO 1956. . . . .                        | 10 495    | 6 627   | 3 868   | 2 958   | 910           |
| 1950 TO 1953. . . . .                        | 8 949     | 5 157   | 3 792   | 2 578   | 1 214         |
| 1940 TO 1949. . . . .                        | 12 013    | 6 425   | 5 588   | 3 427   | 2 161         |
| 1939 OR EARLIER . . . . .                    | 9 410     | 4 994   | 4 416   | 1 929   | 2 487         |
| <b>RENTER OCCUPIED</b>                       |           |         |         |         |               |
| 1959 TO MARCH 1960. . . . .                  | 37 511    | 23 579  | 13 932  | 10 360  | 3 572         |
| 1958. . . . .                                | 20 293    | 13 692  | 6 601   | 5 267   | 1 334         |
| 1957. . . . .                                | 4 601     | 2 930   | 1 671   | 1 261   | 410           |
| 1956. . . . .                                | 2 875     | 1 839   | 1 036   | 815     | 221           |
| 1954 TO 1956. . . . .                        | 4 167     | 2 299   | 1 868   | 1 309   | 559           |
| 1950 TO 1953. . . . .                        | 2 364     | 1 226   | 1 138   | 717     | 421           |
| 1940 TO 1949. . . . .                        | 2 254     | 1 163   | 1 091   | 732     | 359           |
| 1939 OR EARLIER . . . . .                    | 957       | 430     | 527     | 259     | 268           |

Table 6.—TYPE OF FUEL AND SELECTED EQUIPMENT, FOR THE STATE, URBAN AND RURAL: 1960  
 [Based on sample; see text]

Hearing Fuel  
 Water Heat. Fuel  
 Cooking Fuel  
 Clothes Washing  
 Machine  
 Clothes Dryer  
 Home Food Freezer  
 Telephone Avail.  
 Automobiles Avail.  
 Air Conditioning  
 Television Sets  
 Radio Sets

| SUBJECT                               | THE STATE | URBAN  | RURAL  |         |               |
|---------------------------------------|-----------|--------|--------|---------|---------------|
|                                       |           |        | TOTAL  | NONFARM | OCCUPIED FARM |
| ALL OCCUPIED UNITS. . . . .           | 99 187    | 58 864 | 40 323 | 28 483  | 11 840        |
| HEATING FUEL                          |           |        |        |         |               |
| UTILITY GAS . . . . .                 | 68 286    | 54 225 | 14 061 | 12 681  | 1 380         |
| FUEL OIL, KEROSENE, ETC. . . . .      | 8 253     | 1 480  | 6 773  | 4 890   | 1 883         |
| COAL OR COKE . . . . .                | 10 697    | 1 773  | 8 924  | 5 075   | 3 849         |
| WOOD . . . . .                        | 1 430     | 62     | 1 368  | 605     | 763           |
| ELECTRICITY . . . . .                 | 239       | 36     | 203    | 145     | 58            |
| BOTTLED, TANK, OR LP GAS . . . . .    | 10 007    | 1 127  | 8 880  | 4 567   | 4 313         |
| OTHER FUEL . . . . .                  | 220       | 106    | 114    | 68      | 46            |
| NONE . . . . .                        | 55        | 55     | ...    | ...     | ...           |
| WATER HEATING FUEL                    |           |        |        |         |               |
| UTILITY GAS . . . . .                 | 64 022    | 52 039 | 11 983 | 10 749  | 1 234         |
| ELECTRICITY . . . . .                 | 13 498    | 3 211  | 10 287 | 6 734   | 3 553         |
| COAL OR COKE . . . . .                | 2 234     | 430    | 1 804  | 1 217   | 587           |
| WOOD . . . . .                        | 225       | 41     | 184    | 95      | 89            |
| BOTTLED, TANK, OR LP GAS . . . . .    | 10 508    | 1 566  | 8 942  | 4 957   | 3 985         |
| FUEL OIL, KEROSENE, ETC. . . . .      | 753       | 127    | 626    | 433     | 193           |
| OTHER FUEL . . . . .                  | 175       | 128    | 47     | 25      | 22            |
| NONE . . . . .                        | 7 772     | 1 322  | 6 450  | 3 821   | 2 629         |
| COOKING FUEL                          |           |        |        |         |               |
| UTILITY GAS . . . . .                 | 43 152    | 31 453 | 11 699 | 10 232  | 1 467         |
| ELECTRICITY . . . . .                 | 36 218    | 23 784 | 12 434 | 8 144   | 4 290         |
| BOTTLED, TANK, OR LP GAS . . . . .    | 14 146    | 2 146  | 12 000 | 7 256   | 4 744         |
| FUEL OIL, KEROSENE, ETC. . . . .      | 81        | 18     | 63     | 43      | 20            |
| COAL OR COKE . . . . .                | 3 603     | 588    | 3 015  | 1 892   | 1 123         |
| WOOD . . . . .                        | 945       | 38     | 907    | 320     | 587           |
| OTHER FUEL . . . . .                  | 44        | 22     | 22     | ...     | 22            |
| NONE . . . . .                        | 998       | 815    | 183    | 144     | 39            |
| CLOTHES WASHING MACHINE               |           |        |        |         |               |
| WRINGER OR SPINNER . . . . .          | 35 259    | 17 616 | 17 643 | 10 483  | 7 160         |
| AUTOMATIC OR SEMI-AUTOMATIC . . . . . | 41 030    | 27 311 | 13 719 | 10 302  | 3 417         |
| WASHER-DRYER COMBINATION . . . . .    | 1 599     | 981    | 618    | 400     | 218           |
| NONE . . . . .                        | 21 299    | 12 956 | 8 343  | 6 846   | 1 497         |
| CLOTHES DRYER                         |           |        |        |         |               |
| GAS HEATED . . . . .                  | 3 398     | 2 123  | 1 275  | 871     | 404           |
| ELECTRICALLY HEATED . . . . .         | 19 122    | 12 468 | 6 654  | 4 595   | 2 059         |
| NONE . . . . .                        | 76 667    | 44 273 | 32 394 | 22 565  | 9 829         |
| HOME FOOD FREEZER                     |           |        |        |         |               |
| 1 OR MORE . . . . .                   | 34 836    | 16 540 | 18 296 | 10 449  | 7 847         |
| NONE . . . . .                        | 64 351    | 42 324 | 22 027 | 17 582  | 4 445         |
| TELEPHONE AVAILABLE                   |           |        |        |         |               |
| YES . . . . .                         | 77 133    | 50 076 | 27 057 | 19 490  | 7 567         |
| NO . . . . .                          | 22 054    | 8 788  | 13 266 | 8 993   | 4 273         |
| AUTOMOBILES AVAILABLE                 |           |        |        |         |               |
| 1 . . . . .                           | 53 470    | 30 756 | 22 714 | 15 694  | 7 020         |
| 2 . . . . .                           | 28 645    | 17 596 | 11 049 | 7 973   | 3 076         |
| 3 OR MORE . . . . .                   | 5 674     | 3 013  | 2 661  | 1 308   | 1 353         |
| NONE . . . . .                        | 11 398    | 7 499  | 3 899  | 3 056   | 843           |
| AIR CONDITIONING                      |           |        |        |         |               |
| ROOM UNIT:                            |           |        |        |         |               |
| 1 . . . . .                           | 2 637     | 1 458  | 1 179  | 1 051   | 128           |
| 2 OR MORE . . . . .                   | 822       | 320    | 502    | 425     | 77            |
| CENTRAL SYSTEM . . . . .              | 1 303     | 872    | 431    | 388     | 43            |
| NONE . . . . .                        | 94 425    | 56 214 | 38 211 | 26 167  | 12 044        |
| TELEVISION SETS                       |           |        |        |         |               |
| 1 . . . . .                           | 73 289    | 45 050 | 28 239 | 20 456  | 7 783         |
| 2 OR MORE . . . . .                   | 3 352     | 2 594  | 758    | 680     | 78            |
| NONE . . . . .                        | 22 546    | 11 220 | 11 326 | 6 895   | 4 431         |
| RADIO SETS                            |           |        |        |         |               |
| 1 . . . . .                           | 57 735    | 33 133 | 24 602 | 17 213  | 7 389         |
| 2 OR MORE . . . . .                   | 34 800    | 22 472 | 12 328 | 7 914   | 4 414         |
| NONE . . . . .                        | 6 652     | 3 259  | 3 393  | 2 904   | 489           |

Table 7.—FINANCIAL CHARACTERISTICS AND DURATION OF VACANCY, FOR THE STATE, URBAN AND RURAL NONFARM, 1960

Value Gross Rent Contract Rent Duration of Vacancy

[Some data based on sample; see text. Plus (+) or minus (-) after number indicates median above or below that number]

| SUBJECT                                       | THE STATE | URBAN  | RURAL NONFARM | SUBJECT   | THE STATE | URBAN  | RURAL NONFARM |
|---|-----------|--------|---------------|---|-----------|--------|---------------|
| <b>VALUE</b>                                  |           |        |               | <b>CONTRACT RENT</b>  |           |        |               |
| OWNER OCCUPIED . . . . .                      | 42 912    | 30 472 | 12 440        | RENTER OCCUPIED . . . . .   | 33 939    | 23 579 | 10 360        |
| LESS THAN \$5,000. . . . .                    | 5 154     | 1 671  | 3 483         | LESS THAN \$20 . . . . .  | 1 083     | 277    | 806           |
| \$5,000 TO \$7,400. . . . .                   | 4 763     | 2 513  | 2 250         | \$20 TO \$29. . . . .   | 2 119     | 1 074  | 1 045         |
| \$7,500 TO \$9,900. . . . .                   | 5 268     | 3 386  | 1 882         | \$30 TO \$39. . . . .   | 3 447     | 2 230  | 1 217         |
| \$10,000 TO \$12,400. . . . .                 | 6 766     | 4 925  | 1 841         | \$40 TO \$59. . . . .   | 9 651     | 7 079  | 2 572         |
| \$12,500 TO \$14,900. . . . .                 | 6 269     | 5 293  | 976           | \$60 TO \$79. . . . .   | 8 317     | 6 831  | 1 486         |
| \$15,000 TO \$17,400. . . . .                 | 6 123     | 5 288  | 835           | \$80 TO \$99. . . . .   | 3 330     | 2 762  | 568           |
| \$17,500 TO \$19,900. . . . .                 | 2 861     | 2 532  | 329           | \$100 TO \$149. . . . .   | 2 241     | 1 886  | 355           |
| \$20,000 TO \$24,900. . . . .                 | 2 951     | 2 523  | 428           | \$150 OR MORE. . . . .  | 266       | 185    | 81            |
| \$25,000 TO \$34,900. . . . .                 | 1 801     | 1 538  | 263           | NO CASH RENT. . . . .   | 3 485     | 1 255  | 2 230         |
| \$35,000 OR MORE . . . . .                    | 956       | 803    | 153           | MEDIAN. . . . . DOLLARS . . . . .                                   | 58        | 61     | 48            |
| MEDIAN. . . . . DOLLARS . . . . .             | 12 300    | 13 800 | 8 100         | VACANT AVAILABLE FOR RENT . . . . .                                 | 3 182     | 2 099  | 1 083         |
| VACANT AVAILABLE FOR SALE . . . . .           | 614       | 422    | 192           | LESS THAN \$30 . . . . .  | 427       | 159    | 268           |
| LESS THAN \$5,000. . . . .                    | 79        | 26     | 53            | \$30 TO \$39. . . . .   | 387       | 248    | 139           |
| \$5,000 TO \$9,900. . . . .                   | 72        | 37     | 35            | \$40 TO \$59. . . . .   | 1 165     | 860    | 305           |
| \$10,000 TO \$14,900. . . . .                 | 170       | 116    | 54            | \$60 TO \$79. . . . .   | 681       | 512    | 169           |
| \$15,000 TO \$19,900. . . . .                 | 188       | 156    | 32            | \$80 TO \$99. . . . .   | 332       | 173    | 159           |
| \$20,000 TO \$24,900. . . . .                 | 38        | 35     | 3             | \$100 TO \$119. . . . .   | 129       | 99     | 30            |
| \$25,000 OR MORE . . . . .                    | 67        | 52     | 15            | \$120 OR MORE. . . . .  | 61        | 48     | 13            |
| MEDIAN PRICE ASKED. . . . . DOLLARS . . . . . | 14 700    | 15 800 | ...           | MEDIAN RENT ASKED (DOLLARS):<br>VACANT AVAILABLE FOR RENT . . . . . | 51        | 53     | 47            |
| GROSS RENT                                    |           |        |               | WITH ALL UTILITIES IN RENT. . . . .                                 | 57        | 54     | 68            |
| RENTER OCCUPIED . . . . .                     | 33 939    | 23 579 | 10 360        | WITH SOME OR NO UTILITIES IN RENT . . . . .                         | 48        | 53     | 35            |
| LESS THAN \$20 . . . . .                      | 493       | 168    | 325           | DURATION OF VACANCY   |           |        |               |
| \$20 TO \$29. . . . .                         | 1 371     | 720    | 651           | VACANT AVAILABLE FOR SALE . . . . .                                 | 682       | 432    | 250           |
| \$30 TO \$39. . . . .                         | 2 238     | 1 475  | 763           | LESS THAN 4 MONTHS. . . . .   | 422       | 325    | 97            |
| \$40 TO \$49. . . . .                         | 3 430     | 2 332  | 1 098         | 4 UP TO 6 MONTHS. . . . .   | 42        | 38     | 4             |
| \$50 TO \$59. . . . .                         | 4 220     | 3 171  | 1 049         | 6 MONTHS OR MORE. . . . .   | 218       | 69     | 149           |
| \$60 TO \$69. . . . .                         | 4 732     | 3 612  | 1 120         | VACANT AVAILABLE FOR RENT . . . . .                                 | 3 324     | 2 099  | 1 225         |
| \$70 TO \$79. . . . .                         | 3 895     | 2 987  | 908           | LESS THAN 1 MONTH. . . . .  | 1 150     | 871    | 279           |
| \$80 TO \$99. . . . .                         | 5 502     | 4 188  | 1 314         | 1 UP TO 4 MONTHS. . . . .   | 1 035     | 628    | 407           |
| \$100 TO \$119. . . . .                       | 2 455     | 1 956  | 499           | 4 UP TO 6 MONTHS. . . . .   | 297       | 162    | 135           |
| \$120 TO \$149. . . . .                       | 1 562     | 1 286  | 276           | 6 MONTHS OR MORE. . . . .   | 842       | 438    | 404           |
| \$150 TO \$199. . . . .                       | 414       | 348    | 66            |   |           |        |               |
| \$200 OR MORE. . . . .                        | 142       | 81     | 61            |   |           |        |               |
| NO CASH RENT. . . . .                         | 3 485     | 1 255  | 2 230         |   |           |        |               |
| MEDIAN. . . . . DOLLARS . . . . .             | 67        | 69     | 62            |   |           |        |               |

Table 8.—SELECTED CHARACTERISTICS OF HOUSING UNITS WITH NONWHITE HOUSEHOLD HEADS, FOR THE STATE, 1960

[Based on sample; see text. Data shown for areas having 400 or more housing units with nonwhite household heads. "U" denotes an unincorporated place. Median not shown where base is less than 200; minus (-) after number indicates median below that number. Percent not shown when less than 0.1]

| AREA                | TOTAL OCCUPIED UNITS | MEDIAN NUMBER OF ROOMS | MEDIAN NUMBER OF PERSONS | PERCENT OF ALL OCCUPIED--      |                               |                                    |                                    |                           |                |                 | OWNER                  | RENTER                      |
|---------------------|----------------------|------------------------|--------------------------|--------------------------------|-------------------------------|------------------------------------|------------------------------------|---------------------------|----------------|-----------------|------------------------|-----------------------------|
|                     |                      |                        |                          | IN ONE-HOUSING UNIT STRUCTURES | IN STRUCTURES BUILT 1950-1960 | SOUND WITH ALL PLUMBING FACILITIES | WITH 1.01 OR MORE PERSONS PER ROOM | MOVED IN DURING 1958-1960 | OWNER OCCUPIED | RENTER OCCUPIED | MEDIAN VALUE (DOLLARS) | MEDIAN GROSS RENT (DOLLARS) |
| THE STATE . . . . . | 1 554                | 3.7                    | 3.7                      | 83.7                           | 20.0                          | 29.9                               | 42.4                               | 40.1                      | 52.1           | 47.9            | 5 100                  | 56                          |
| URBAN . . . . .     | 814                  | 3.7                    | 2.6                      | 71.0                           | 9.8                           | 37.6                               | 22.6                               | 47.3                      | 37.2           | 62.8            | 8 500                  | 58                          |
| RURAL . . . . .     | 740                  | 3.6                    | 5.2                      | 97.7                           | 31.2                          | 21.5                               | 64.2                               | 32.2                      | 68.5           | 31.5            | 5 000-                 | ...                         |
| NONFARM . . . . .   | 554                  | 3.4                    | 5.3                      | 99.5                           | 31.8                          | 18.6                               | 65.7                               | 36.3                      | 67.0           | 33.0            | 5 000-                 | ...                         |
| FARM. . . . .       | 186                  | ...                    | ...                      | ...                            | ...                           | ...                                | ...                                | ...                       | ...            | ...             | ...                    | ...                         |

(Tables 9 to 17 of the standard State series are omitted)

State and Small Areas

Table 18.—TENURE, VACANCY STATUS, AND CONDITION AND PLUMBING FACILITIES, FOR PLACES OF 25,000 TO 50,000 INHABITANTS: 1960

[Some data based on sample; see text. "U" denotes an unincorporated place]

Tenure by Color,  
Vacancy Status  
Condition and  
Plumbing

Water Supply  
Toilet Fac.  
Bathing Fac.  
Bathrooms

| SUBJECT                                      | CASPER | CHEYENNE | SUBJECT  | CASPER | CHEYENNE |
|--|--------|----------|--|--------|----------|
| ALL HOUSING UNITS. . . . .                   | 13 128 | 14 477   | CONDITION AND PLUMBING--CON.                       |        |          |
| TENURE, COLOR, AND VACANCY STATUS            |        |          | RENTER OCCUPIED. . . . .                           | 4 375  | 6 339    |
| OCCUPIED . . . . .                           |        |          | SOUND. . . . .                                     | 3 284  | 5 026    |
| OWNER OCCUPIED . . . . .                     | 12 174 | 13 958   | WITH ALL PLUMBING FACILITIES . . . . .             | 2 991  | 4 648    |
| PERCENT OF ALL OCCUPIED. . . . .             | 64.1   | 54.6     | LACKING SOME OR ALL FACILITIES . . . . .           | 293    | 378      |
| WHITE. . . . .                               | 7 730  | 7 526    | DETERIORATING. . . . .                             | 835    | 1 037    |
| NONWHITE . . . . .                           | 69     | 93       | WITH ALL PLUMBING FACILITIES . . . . .             | 651    | 794      |
| RENTER OCCUPIED. . . . .                     | 4 375  | 6 339    | LACKING SOME OR ALL FACILITIES . . . . .           | 184    | 243      |
| WHITE. . . . .                               | 4 273  | 6 106    | DILAPIDATED. . . . .                               | 256    | 276      |
| NONWHITE . . . . .                           | 102    | 233      | VACANT AVAILABLE FOR SALE. . . . .                 | 138    | 90       |
| VACANT . . . . .                             | 954    | 519      | WITH ALL PLUMBING FACILITIES . . . . .             | 136    | 88       |
| YEAR ROUND . . . . .                         | 935    | 405      | LACKING SOME OR ALL FACILITIES . . . . .           | 2      | 2        |
| SOUND OR DETERIORATING . . . . .             | 881    | 379      | VACANT AVAILABLE FOR RENT. . . . .                 | 587    | 152      |
| AVAILABLE. . . . .                           | 725    | 242      | WITH ALL PLUMBING FACILITIES . . . . .             | 463    | 141      |
| FOR SALE ONLY. . . . .                       | 138    | 90       | LACKING SOME OR ALL FACILITIES . . . . .           | 124    | 11       |
| HOMEOWNER VACANCY RATE . . . . .             | 1.7    | 1.2      |  |        |          |
| FOR RENT . . . . .                           | 587    | 152      | ALL HOUSING UNITS. . . . .                         | 13 128 | 14 477   |
| RENTAL VACANCY RATE. . . . .                 | 11.8   | 2.3      | WATER SUPPLY                                       |        |          |
| RENTED OR SOLD, AWAITING OCCUPANCY . . . . . | 53     | 81       | HOT AND COLD PIPED WATER INSIDE STRUCTURE. . . . . | 12 785 | 14 299   |
| HELD FOR OCCASIONAL USE. . . . .             | 20     | 9        | ONLY COLD PIPED WATER INSIDE STRUCTURE . . . . .   | 287    | 144      |
| HELD FOR OTHER REASONS . . . . .             | 83     | 47       | PIPED WATER OUTSIDE STRUCTURE. . . . .             | 28     | 34       |
| DILAPIDATED. . . . .                         | 54     | 26       | NO PIPED WATER . . . . .                           | 28     | 34       |
| SEASONAL . . . . .                           | 19     | 114      | TOILET FACILITIES                                  |        |          |
| CONDITION AND PLUMBING                       |        |          | FLUSH TOILET, EXCLUSIVE USE. . . . .               | 12 379 | 13 687   |
| ALL UNITS. . . . .                           | 13 128 | 14 477   | FLUSH TOILET, SHARED . . . . .                     | 615    | 738      |
| SOUND. . . . .                               | 11 240 | 12 706   | OTHER TOILET FACILITIES OR NONE. . . . .           | 134    | 52       |
| WITH ALL PLUMBING FACILITIES . . . . .       | 10 856 | 12 248   | BATHING FACILITIES                                 |        |          |
| LACKING ONLY HOT WATER . . . . .             | 4      | 8        | BATHTUB OR SHOWER, EXCLUSIVE USE . . . . .         | 12 264 | 13 621   |
| LACKING OTHER PLUMBING FACILITIES. . . . .   | 380    | 450      | BATHTUB OR SHOWER, SHARED. . . . .                 | 682    | 730      |
| DETERIORATING. . . . .                       | 1 530  | 1 371    | NO BATHTUB OR SHOWER . . . . .                     | 182    | 126      |
| WITH ALL PLUMBING FACILITIES . . . . .       | 1 227  | 1 096    | BATHROOMS  |        |          |
| LACKING ONLY HOT WATER . . . . .             | 13     | 9        | 1. . . . .   | 9 581  | 10 905   |
| LACKING OTHER PLUMBING FACILITIES. . . . .   | 290    | 266      | 1 PLUS PARTIAL . . . . .                           | 1 126  | 781      |
| DILAPIDATED. . . . .                         | 358    | 400      | 2 OR MORE. . . . .                                 | 1 563  | 1 903    |
| OWNER OCCUPIED . . . . .                     | 7 799  | 7 619    | SHARED OR NONE . . . . .                           | 858    | 888      |
| SOUND. . . . .                               | 7 292  | 7 232    |  |        |          |
| WITH ALL PLUMBING FACILITIES . . . . .       | 7 248  | 7 172    |  |        |          |
| LACKING SOME OR ALL FACILITIES . . . . .     | 44     | 60       |  |        |          |
| DETERIORATING. . . . .                       | 458    | 294      |  |        |          |
| WITH ALL PLUMBING FACILITIES . . . . .       | 410    | 268      |  |        |          |
| LACKING SOME OR ALL FACILITIES . . . . .     | 48     | 26       |  |        |          |
| DILAPIDATED. . . . .                         | 49     | 93       |  |        |          |

Table 19.—STRUCTURAL CHARACTERISTICS, FOR PLACES OF 25,000 TO 50,000 INHABITANTS: 1960  
 [Some data based on sample; median not shown where base is insufficient; see text. "U" denotes an unincorporated place. Plus (+) after number indicates median above that number]

Rooms  
Bedrooms

Units in Structure  
Trailer

| SUBJECT                            | CASPER | CHEYENNE | SUBJECT                            | CASPER | CHEYENNE |
|------------------------------------|--------|----------|------------------------------------|--------|----------|
| <b>ROOMS</b>                       |        |          | <b>BEDROOMS</b>                    |        |          |
| ALL UNITS. . . . .                 | 13 128 | 14 477   | ALL UNITS. . . . .                 | 13 128 | 14 477   |
| 1 ROOM. . . . .                    | 510    | 606      | NONE. . . . .                      | 839    | 786      |
| 2 ROOMS. . . . .                   | 718    | 823      | 1. . . . .                         | 2 803  | 4 026    |
| 3 ROOMS. . . . .                   | 1 905  | 2 909    | 2. . . . .                         | 4 166  | 5 297    |
| 4 ROOMS. . . . .                   | 3 205  | 3 843    | 3. . . . .                         | 3 750  | 3 458    |
| 5 ROOMS. . . . .                   | 3 362  | 3 304    | 4 OR MORE. . . . .                 | 1 570  | 910      |
| 6 ROOMS. . . . .                   | 1 828  | 1 484    | OWNER OCCUPIED. . . . .            | 7 799  | 7 619    |
| 7 ROOMS. . . . .                   | 797    | 809      | 0 AND 1. . . . .                   | 632    | 765      |
| 8 ROOMS OR MORE. . . . .           | 803    | 699      | 2. . . . .                         | 2 578  | 3 325    |
| MEDIAN. . . . .                    | 4.6    | 4.3      | 3. . . . .                         | 3 139  | 2 724    |
| OWNER OCCUPIED. . . . .            | 7 799  | 7 619    | 4 OR MORE. . . . .                 | 1 450  | 805      |
| 1 TO 3 ROOMS. . . . .              | 452    | 607      | RENTER OCCUPIED. . . . .           | 4 375  | 6 339    |
| 4 ROOMS. . . . .                   | 1 803  | 2 020    | NONE. . . . .                      | 647    | 701      |
| 5 ROOMS. . . . .                   | 2 600  | 2 530    | 1. . . . .                         | 1 755  | 3 086    |
| 6 ROOMS. . . . .                   | 1 557  | 1 171    | 2. . . . .                         | 1 405  | 1 811    |
| 7 ROOMS. . . . .                   | 659    | 672      | 3 OR MORE. . . . .                 | 568    | 741      |
| 8 ROOMS OR MORE. . . . .           | 728    | 619      | UNITS IN STRUCTURE                 |        |          |
| MEDIAN. . . . .                    | 5.1    | 5.0      | ALL UNITS. . . . .                 | 13 128 | 14 477   |
| RENTER OCCUPIED. . . . .           | 4 375  | 6 339    | 1: DETACHED. . . . .               | 9 145  | 8 475    |
| 1 ROOM. . . . .                    | 425    | 544      | 1: ATTACHED. . . . .               | 487    | 246      |
| 2 ROOMS. . . . .                   | 505    | 664      | 2. . . . .                         | 1 172  | 2 032    |
| 3 ROOMS. . . . .                   | 1 265  | 2 289    | 3 AND 4. . . . .                   | 636    | 1 723    |
| 4 ROOMS. . . . .                   | 1 191  | 1 764    | 5 OR MORE. . . . .                 | 1 447  | 1 644    |
| 5 ROOMS. . . . .                   | 599    | 650      | TRAILER. . . . .                   | 241    | 357      |
| 6 ROOMS. . . . .                   | 240    | 249      | OWNER OCCUPIED. . . . .            | 7 799  | 7 619    |
| 7 ROOMS OR MORE. . . . .           | 150    | 179      | 1: DETACHED. . . . .               | 7 017  | 6 358    |
| MEDIAN. . . . .                    | 3.5    | 3.4      | 1: ATTACHED. . . . .               | 145    | 30       |
| VACANT AVAILABLE FOR SALE. . . . . | 138    | 90       | 2 OR MORE. . . . .                 | 479    | 890      |
| 1 TO 3 ROOMS. . . . .              | 4      | 2        | TRAILER. . . . .                   | 158    | 341      |
| 4 AND 5 ROOMS. . . . .             | 96     | 58       | RENTER OCCUPIED. . . . .           | 4 375  | 6 339    |
| 6 ROOMS OR MORE. . . . .           | 38     | 30       | 1: DETACHED. . . . .               | 1 734  | 1 842    |
| MEDIAN. . . . .                    | 5.1    | 5.2      | 1: ATTACHED. . . . .               | 320    | 203      |
| VACANT AVAILABLE FOR RENT. . . . . | 587    | 152      | 2. . . . .                         | 714    | 1 301    |
| 1 ROOM. . . . .                    | 66     | 48       | 3 AND 4. . . . .                   | 430    | 1 448    |
| 2 ROOMS. . . . .                   | 95     | 23       | 5 TO 9. . . . .                    | 399    | 663      |
| 3 ROOMS. . . . .                   | 219    | 46       | 10 TO 19. . . . .                  | 328    | 360      |
| 4 ROOMS. . . . .                   | 135    | 25       | 20 OR MORE. . . . .                | 367    | 506      |
| 5 ROOMS OR MORE. . . . .           | 72     | 10       | TRAILER. . . . .                   | 83     | 16       |
| MEDIAN. . . . .                    | 3.1    | 2.6      | VACANT AVAILABLE FOR RENT. . . . . | 587    | 152      |
|                                    |        |          | 1. . . . .                         | 131    | 31       |
|                                    |        |          | 2 OR MORE. . . . .                 | 456    | 121      |



Table 20.—OCCUPANCY CHARACTERISTICS, YEAR BUILT, AND HEATING EQUIPMENT, FOR PLACES OF 25,000 TO 50,000 INHABITANTS: 1960

[Based on sample; see text. "U" denotes an unincorporated place]

Year Struct. Built  
Basement  
Heating Equipment  
Source of Water  
Sewage Disposal  
Population  
Persons  
Persons per Room

| SUBJECT                                    | CASPER | CHEYENNE | SUBJECT                                      | CASPER | CHEYENNE |
|--|--------|----------|--|--------|----------|
| ALL HOUSING UNITS. . . . .                 | 13 128 | 14 477   | POPULATION                                   |        |          |
| YEAR STRUCTURE BUILT                       |        |          | POPULATION IN HOUSING UNITS, 1960. . . . .   | 38 863 | 44 014   |
| 1955 TO MARCH 1960 . . . . .               | 2 689  | 2 446    | PER OCCUPIED UNIT. . . . .                   | 3.2    | 3.2      |
| 1950 TO 1954 . . . . .                     | 2 600  | 1 984    | OWNER. . . . .                               | 3.4    | 3.4      |
| 1940 TO 1949 . . . . .                     | 1 482  | 2 521    | RENTER. . . . .                              | 2.7    | 2.9      |
| 1939 OR EARLIER. . . . .                   | 6 357  | 7 526    | POPULATION IN DWELLING UNITS, 1950 . . . . . | 22 872 | 31 026   |
|  |        |          | PER OCCUPIED UNIT. . . . .                   | 2.9    | 3.1      |
| BASEMENT                                   |        |          | ALL OCCUPIED UNITS . . . . .                 | 12 174 | 13 958   |
| BASEMENT . . . . .                         | 7 491  | 11 244   | PERSONS                                      |        |          |
| CONCRETE SLAB. . . . .                     | 1 036  | 808      | OWNER OCCUPIED . . . . .                     | 7 799  | 7 619    |
| OTHER. . . . .                             | 4 601  | 2 425    | 1 PERSON . . . . .                           | 620    | 584      |
| HEATING EQUIPMENT                          |        |          | 2 PERSONS. . . . .                           | 2 145  | 2 200    |
| STEAM OR HOT WATER . . . . .               | 1 428  | 2 076    | 3 PERSONS. . . . .                           | 1 449  | 1 505    |
| WARM AIR FURNACE . . . . .                 | 6 597  | 8 722    | 4 PERSONS. . . . .                           | 1 645  | 1 529    |
| FLOOR, WALL, OR PIPELESS FURNACE . . . . . | 2 377  | 1 203    | 5 PERSONS. . . . .                           | 1 079  | 1 071    |
| BUILT-IN ELECTRIC UNITS. . . . .           | 17     | 5        | 6 PERSONS. . . . .                           | 565    | 440      |
| OTHER MEANS WITH FLUE. . . . .             | 2 603  | 2 425    | 7 PERSONS. . . . .                           | 210    | 173      |
| OTHER MEANS WITHOUT FLUE . . . . .         | 102    | 46       | 8 PERSONS OR MORE. . . . .                   | 86     | 117      |
| NONE . . . . .                             | 4      | ...      | MEDIAN . . . . .                             | 3.3    | 3.2      |
| SOURCE OF WATER                            |        |          | RENTER OCCUPIED. . . . .                     | 4 375  | 6 339    |
| PUBLIC SYSTEM OR PRIVATE COMPANY . . . . . | 12 964 | 14 389   | 1 PERSON . . . . .                           | 1 334  | 1 461    |
| INDIVIDUAL WELL. . . . .                   | 154    | 65       | 2 PERSONS. . . . .                           | 1 052  | 1 783    |
| OTHER. . . . .                             | 10     | 23       | 3 PERSONS. . . . .                           | 711    | 1 212    |
| SEWAGE DISPOSAL                            |        |          | 4 PERSONS. . . . .                           | 585    | 881      |
| PUBLIC SEWER . . . . .                     | 13 006 | 14 443   | 5 PERSONS. . . . .                           | 339    | 535      |
| SEPTIC TANK OR CESSPOOL. . . . .           | 56     | 5        | 6 PERSONS. . . . .                           | 202    | 207      |
| OTHER OR NONE. . . . .                     | 66     | 29       | 7 PERSONS. . . . .                           | 80     | 118      |
|  |        |          | 8 PERSONS OR MORE. . . . .                   | 72     | 142      |
|  |        |          | MEDIAN . . . . .                             | 2.3    | 2.5      |
|  |        |          | PERSONS PER ROOM                             |        |          |
|  |        |          | OWNER OCCUPIED . . . . .                     | 7 799  | 7 619    |
|  |        |          | 0.50 OR LESS . . . . .                       | 3 250  | 3 227    |
|  |        |          | 0.51 TO 1.00 . . . . .                       | 3 883  | 3 611    |
|  |        |          | 1.01 OR MORE . . . . .                       | 666    | 781      |
|  |        |          | RENTER OCCUPIED. . . . .                     | 4 375  | 6 339    |
|  |        |          | 0.50 OR LESS . . . . .                       | 1 413  | 1 743    |
|  |        |          | 0.51 TO 1.00 . . . . .                       | 2 412  | 3 380    |
|  |        |          | 1.01 OR MORE . . . . .                       | 550    | 1 216    |

Table 21.—FINANCIAL CHARACTERISTICS, YEAR MOVED INTO UNIT, AND DURATION OF VACANCY,  
FOR PLACES OF 25,000 TO 50,000 INHABITANTS: 1960

[Based on sample; see text. "U" denotes an unincorporated place. Median not shown where base is less than 200; plus (+) or minus (-) after number indicates median above or below that number]

Year Moved into Unit  
Automobiles Avail.  
Air Conditioning  
Value  
Gross Rent  
Contract Rent  
Duration of  
Vacancy

| SUBJECT  | CASPER |     | CHEYENNE |     | SUBJECT                                 | CASPER |     | CHEYENNE |       |
|--|--------|-----|----------|-----|---|--------|-----|----------|-------|
|  |        |     |          |     |   |        |     |          |       |
| ALL OCCUPIED UNITS . . . . .                   | 12     | 174 | 13       | 958 | GROSS RENT                              |        |     |          |       |
| YEAR MOVED INTO UNIT                           |        |     |          |     | RENTER OCCUPIED . . . . .               | 4      | 375 | 6        | 339   |
| OWNER OCCUPIED . . . . .                       | 7      | 799 | 7        | 619 | LESS THAN \$20. . . . .                 |        | 47  |          | 21    |
| 1959 TO MARCH 1960 . . . . .                   | 1      | 443 | 1        | 666 | \$20 TO \$29 . . . . .                  |        | 109 |          | 127   |
| 1958 . . . . .                                 |        | 886 |          | 802 | \$30 TO \$39 . . . . .                  |        | 344 |          | 274   |
| 1954 TO 1957 . . . . .                         | 2      | 452 | 1        | 964 | \$40 TO \$49 . . . . .                  |        | 320 |          | 629   |
| 1940 TO 1953 . . . . .                         | 2      | 176 | 2        | 189 | \$50 TO \$59 . . . . .                  |        | 411 |          | 814   |
| 1939 OR EARLIER . . . . .                      |        | 842 |          | 998 | \$60 TO \$69 . . . . .                  |        | 554 |          | 1 060 |
| RENTER OCCUPIED . . . . .                      | 4      | 375 | 6        | 339 | \$70 TO \$79 . . . . .                  |        | 567 |          | 892   |
| 1959 TO MARCH 1960 . . . . .                   | 2      | 610 | 3        | 930 | \$80 TO \$99 . . . . .                  |        | 822 |          | 1 133 |
| 1958 . . . . .                                 |        | 501 |          | 756 | \$100 TO \$149 . . . . .                |        | 801 |          | 1 055 |
| 1954 TO 1957 . . . . .                         | 7      | 37  | 7        | 33  | \$150 OR MORE . . . . .                 |        | 177 |          | 133   |
| 1940 TO 1953 . . . . .                         | 4      | 50  | 4        | 59  | NO CASH RENT . . . . .                  |        | 223 |          | 201   |
| 1939 OR EARLIER . . . . .                      |        | 77  |          | 121 | MEDIAN . . . . . DOLLARS . . . . .      |        | 75  |          | 72    |
| AUTOMOBILES AVAILABLE                          |        |     |          |     | CONTRACT RENT                           |        |     |          |       |
| 1. . . . .                                     | 5      | 992 | 7        | 319 | RENTER OCCUPIED . . . . .               | 4      | 152 | 6        | 138   |
| 2. . . . .                                     | 3      | 957 | 4        | 682 | MEDIAN . . . . . DOLLARS . . . . .      |        | 69  |          | 65    |
| 3 OR MORE . . . . .                            |        | 775 |          | 513 | VACANT AVAILABLE FOR RENT . . . . .     |        | 587 |          | 152   |
| NONE . . . . .                                 | 1      | 450 | 1        | 444 | LESS THAN \$30. . . . .                 |        | 21  |          | ...   |
| AIR CONDITIONING                               |        |     |          |     | \$30 TO \$39 . . . . .                  |        | 50  |          | 15    |
| ROOM UNIT(S) . . . . .                         | 6      | 22  | 4        | 0   | \$40 TO \$59 . . . . .                  |        | 154 |          | 25    |
| CENTRAL SYSTEM . . . . .                       | 2      | 69  | 1        | 22  | \$60 TO \$79 . . . . .                  |        | 190 |          | 56    |
| NONE . . . . .                                 | 11     | 283 | 13       | 796 | \$80 TO \$99 . . . . .                  |        | 96  |          | 29    |
| VALUE  |        |     |          |     | \$100 TO \$119 . . . . .                |        | 57  |          | 10    |
| OWNER OCCUPIED . . . . .                       | 7      | 081 | 6        | 440 | \$120 OR MORE . . . . .                 |        | 19  |          | 15    |
| LESS THAN \$5,000 . . . . .                    |        | 151 |          | 128 | MEDIAN RENT ASKED (DOLLARS):            |        |     |          |       |
| \$5,000 TO \$7,400 . . . . .                   |        | 308 |          | 289 | VACANT AVAILABLE FOR RENT . . . . .     |        | 66  |          | ...   |
| \$7,500 TO \$9,900 . . . . .                   |        | 596 |          | 532 | WITH ALL UTILITIES IN RENT . . . . .    |        | 64  |          | ...   |
| \$10,000 TO \$12,400 . . . . .                 |        | 894 |          | 904 | WITH SOME OR NO UTIL. IN RENT . . . . . |        | 68  |          | ...   |
| \$12,500 TO \$14,900 . . . . .                 | 1      | 289 | 1        | 345 | DURATION OF VACANCY                     |        |     |          |       |
| \$15,000 TO \$17,400 . . . . .                 | 1      | 598 | 1        | 346 | VACANT AVAILABLE FOR SALE . . . . .     |        | 138 |          | 90    |
| \$17,500 TO \$19,900 . . . . .                 |        | 780 |          | 656 | LESS THAN 4 MONTHS . . . . .            |        | 124 |          | 86    |
| \$20,000 TO \$24,900 . . . . .                 |        | 702 |          | 676 | 4 MONTHS OR MORE . . . . .              |        | 14  |          | 4     |
| \$25,000 TO \$34,900 . . . . .                 |        | 488 |          | 367 | VACANT AVAILABLE FOR RENT . . . . .     |        | 587 |          | 152   |
| \$35,000 OR MORE . . . . .                     |        | 275 |          | 197 | LESS THAN 1 MONTH . . . . .             |        | 202 |          | 102   |
| MEDIAN . . . . . DOLLARS . . . . .             | 15     | 500 | 15       | 000 | 1 UP TO 4 MONTHS . . . . .              |        | 245 |          | 20    |
| VACANT AVAILABLE FOR SALE . . . . .            |        | 138 |          | 90  | 4 MONTHS OR MORE . . . . .              |        | 140 |          | 30    |
| MEDIAN PRICE ASKED . . . . . DOLLARS . . . . . |        | ... |          | ... |   |        |     |          |       |

Table 22.—TENURE, VACANCY STATUS, AND CONDITION AND PLUMBING FACILITIES, FOR PLACES OF 10,000 TO 25,000 INHABITANTS: 1960

[Some data based on sample; see text. "U" denotes an unincorporated place]

Tenure by Color,  
Vacancy Status  
Condition and  
Plumbing

Water Supply  
Toilet Fac.  
Bathing Fac.  
Bathrooms

| SUBJECT                                      | LARAMIE | ROCK SPRINGS | SHERIDAN | SUBJECT  | LARAMIE | ROCK SPRINGS | SHERIDAN |
|--|---------|--------------|----------|--|---------|--------------|----------|
| ALL HOUSING UNITS. . . . .                   | 5 609   | 3 654        | 4 359    | CONDITION AND PLUMBING--CON.                       |         |              |          |
| TENURE, COLOR, AND VACANCY STATUS            |         |              |          | RENTER OCCUPIED. . . . .                           | 2 305   | 1 515        | 1 349    |
| OCCUPIED . . . . .                           | 5 189   | 3 391        | 4 038    | SOUND. . . . .                                     | 1 787   | 1 004        | 884      |
| OWNER OCCUPIED . . . . .                     | 2 884   | 1 876        | 2 689    | WITH ALL PLUMBING FACILITIES . . . . .             | 1 756   | 964          | 799      |
| PERCENT OF ALL OCCUPIED. . . . .             | 55.6    | 55.3         | 66.6     | LACKING SOME OR ALL FACILITIES . . . . .           | 31      | 40           | 85       |
| WHITE. . . . .                               | 2 861   | 1 854        | 2 672    | DETERIORATING. . . . .                             | 428     | 394          | 381      |
| NONWHITE . . . . .                           | 23      | 22           | 17       | WITH ALL PLUMBING FACILITIES . . . . .             | 365     | 350          | 333      |
| RENTER OCCUPIED. . . . .                     | 2 305   | 1 515        | 1 349    | LACKING SOME OR ALL FACILITIES . . . . .           | 63      | 44           | 48       |
| WHITE. . . . .                               | 2 268   | 1 484        | 1 333    | DILAPIDATED. . . . .                               | 90      | 117          | 84       |
| NONWHITE . . . . .                           | 37      | 31           | 16       | VACANT AVAILABLE FOR SALE. . . . .                 | 40      | 33           | 32       |
| VACANT . . . . .                             | 420     | 263          | 321      | WITH ALL PLUMBING FACILITIES . . . . .             | 38      | 33           | 30       |
| YEAR ROUND . . . . .                         | 339     | 193          | 275      | LACKING SOME OR ALL FACILITIES . . . . .           | 2       | ...          | 2        |
| SOUND OR DETERIORATING . . . . .             | 312     | 132          | 222      | VACANT AVAILABLE FOR RENT. . . . .                 | 243     | 51           | 143      |
| AVAILABLE. . . . .                           | 283     | 84           | 175      | WITH ALL PLUMBING FACILITIES . . . . .             | 233     | 45           | 102      |
| FOR SALE ONLY. . . . .                       | 40      | 33           | 32       | LACKING SOME OR ALL FACILITIES . . . . .           | 10      | 6            | 41       |
| HOMEOWNER VACANCY RATE . . . . .             | 1.4     | 1.7          | 1.2      | ALL HOUSING UNITS. . . . .                         | 5 609   | 3 654        | 4 359    |
| FOR RENT . . . . .                           | 243     | 51           | 143      | WATER SUPPLY                                       |         |              |          |
| RENTAL VACANCY RATE. . . . .                 | 9.5     | 3.3          | 9.6      | HOT AND COLD PIPED WATER INSIDE STRUCTURE. . . . . | 5 497   | 3 540        | 4 236    |
| RENTED OR SOLD, AWAITING OCCUPANCY . . . . . | 3       | 9            | 9        | ONLY COLD PIPED WATER INSIDE STRUCTURE . . . . .   | 62      | 81           | 78       |
| HELD FOR OCCASIONAL USE. . . . .             | 7       | 5            | 5        | PIPED WATER OUTSIDE STRUCTURE. . . . .             | 16      | ...          | 9        |
| DILAPIDATED. . . . .                         | 19      | 34           | 33       | NO PIPED WATER . . . . .                           | 34      | 33           | 36       |
| SEASONAL . . . . .                           | 27      | 61           | 53       | TOILET FACILITIES                                  |         |              |          |
| CONDITION AND PLUMBING                       |         |              |          | FLUSH TOILET, EXCLUSIVE USE. . . . .               | 5 419   | 3 515        | 4 062    |
| ALL UNITS. . . . .                           | 5 609   | 3 654        | 4 359    | FLUSH TOILET, SHARED . . . . .                     | 119     | 81           | 240      |
| SOUND. . . . .                               | 4 688   | 2 694        | 3 174    | OTHER TOILET FACILITIES OR NONE. . . . .           | 71      | 58           | 57       |
| WITH ALL PLUMBING FACILITIES . . . . .       | 4 606   | 2 642        | 3 033    | BATHING FACILITIES                                 |         |              |          |
| LACKING ONLY HOT WATER . . . . .             | 4       | 4            | ...      | BATHTUB OR SHOWER, EXCLUSIVE USE . . . . .         | 5 361   | 3 435        | 4 037    |
| LACKING OTHER PLUMBING FACILITIES. . . . .   | 78      | 48           | 141      | BATHTUB OR SHOWER, SHARED. . . . .                 | 131     | 64           | 248      |
| DETERIORATING. . . . .                       | 773     | 715          | 932      | NO BATHTUB OR SHOWER . . . . .                     | 117     | 155          | 74       |
| WITH ALL PLUMBING FACILITIES . . . . .       | 654     | 638          | 841      | BATHROOMS  |         |              |          |
| LACKING ONLY HOT WATER . . . . .             | 4       | ...          | 4        | 1. . . . .   | 4 198   | 2 870        | 3 358    |
| LACKING OTHER PLUMBING FACILITIES. . . . .   | 115     | 77           | 87       | MORE THAN 1. . . . .                               | 1 132   | 557          | 624      |
| DILAPIDATED. . . . .                         | 148     | 245          | 253      | SHARED OR NONE . . . . .                           | 279     | 227          | 377      |
| OWNER OCCUPIED . . . . .                     | 2 884   | 1 876        | 2 689    |  |         |              |          |
| SOUND. . . . .                               | 2 562   | 1 555        | 2 155    |  |         |              |          |
| WITH ALL PLUMBING FACILITIES . . . . .       | 2 516   | 1 547        | 2 134    |  |         |              |          |
| LACKING SOME OR ALL FACILITIES . . . . .     | 46      | 8            | 21       |  |         |              |          |
| DETERIORATING. . . . .                       | 290     | 250          | 435      |  |         |              |          |
| WITH ALL PLUMBING FACILITIES . . . . .       | 262     | 234          | 427      |  |         |              |          |
| LACKING SOME OR ALL FACILITIES . . . . .     | 28      | 16           | 8        |  |         |              |          |
| DILAPIDATED. . . . .                         | 32      | 71           | 99       |  |         |              |          |

Table 23.—STRUCTURAL CHARACTERISTICS AND SELECTED EQUIPMENT, FOR PLACES OF 10,000 TO 25,000 INHABITANTS: 1960

[Some data based on sample; median not shown where base is insufficient; see text. "U" denotes an unincorporated place. Plus (+) after number indicates median above that number]

Rooms  
Bedrooms  
Units in Structure  
Trailer  
Year Struct. Built  
Basement  
Heating Equip.  
Source of Water  
Sewage Disposal

| SUBJECT                            | LARAMIE | ROCK SPRINGS | SHERIDAN | SUBJECT                                    | LARAMIE | ROCK SPRINGS | SHERIDAN |
|------------------------------------|---------|--------------|----------|--|---------|--------------|----------|
| <b>ROOMS</b>                       |         |              |          | <b>UNITS IN STRUCTURE</b>                  |         |              |          |
| ALL UNITS. . . . .                 | 5 609   | 3 654        | 4 359    | ALL UNITS. . . . .                         | 5 609   | 3 654        | 4 359    |
| 1 ROOM . . . . .                   | 113     | 76           | 117      | 1. . . . .                                 | 3 306   | 3 011        | 3 433    |
| 2 ROOMS. . . . .                   | 333     | 263          | 276      | 2. . . . .                                 | 929     | 289          | 235      |
| 3 ROOMS. . . . .                   | 1 384   | 756          | 740      | 3 AND 4. . . . .                           | 813     | 167          | 250      |
| 4 ROOMS. . . . .                   | 1 194   | 1 103        | 1 058    | 5 OR MORE. . . . .                         | 435     | 148          | 404      |
| 5 ROOMS. . . . .                   | 1 208   | 846          | 1 003    | TRAILER. . . . .                           | 126     | 39           | 37       |
| 6 ROOMS. . . . .                   | 670     | 314          | 615      | OWNER OCCUPIED . . . . .                   | 2 884   | 1 876        | 2 689    |
| 7 ROOMS. . . . .                   | 342     | 163          | 300      | 1. . . . .                                 | 2 353   | 1 701        | 2 486    |
| 8 ROOMS OR MORE. . . . .           | 365     | 133          | 250      | 2 OR MORE. . . . .                         | 409     | 136          | 170      |
| MEDIAN . . . . .                   | 4.3     | 4.2          | 4.5      | TRAILER. . . . .                           | 122     | 39           | 33       |
| OWNER OCCUPIED . . . . .           | 2 884   | 1 876        | 2 689    | RENTER OCCUPIED. . . . .                   | 2 305   | 1 515        | 1 349    |
| 1 TO 3 ROOMS . . . . .             | 242     | 185          | 259      | 1. . . . .                                 | 864     | 1 104        | 793      |
| 4 ROOMS. . . . .                   | 578     | 609          | 671      | 2. . . . .                                 | 573     | 193          | 114      |
| 5 ROOMS. . . . .                   | 923     | 604          | 761      | 3 AND 4. . . . .                           | 529     | 119          | 184      |
| 6 ROOMS. . . . .                   | 537     | 254          | 490      | 5 TO 9. . . . .                            | 203     | 49           | 173      |
| 7 ROOMS OR MORE. . . . .           | 604     | 224          | 508      | 10 OR MORE . . . . .                       | 132     | 50           | 81       |
| MEDIAN . . . . .                   | 5.2     | 4.7          | 5.0      | TRAILER. . . . .                           | 4       | ...          | 4        |
| RENTER OCCUPIED. . . . .           | 2 305   | 1 515        | 1 349    | <b>YEAR STRUCTURE BUILT</b>                |         |              |          |
| 1 ROOM . . . . .                   | 99      | 64           | 84       | 1955 TO MARCH 1960 . . . . .               | 1 160   | 214          | 302      |
| 2 ROOMS. . . . .                   | 245     | 181          | 154      | 1950 TO 1954 . . . . .                     | 740     | 261          | 355      |
| 3 ROOMS. . . . .                   | 923     | 510          | 405      | 1940 TO 1949 . . . . .                     | 611     | 409          | 505      |
| 4 ROOMS. . . . .                   | 553     | 429          | 352      | 1939 OR EARLIER. . . . .                   | 3 098   | 2 770        | 3 197    |
| 5 ROOMS. . . . .                   | 267     | 223          | 212      | <b>BASEMENT</b>                            |         |              |          |
| 6 ROOMS. . . . .                   | 123     | 48           | 105      | BASEMENT . . . . .                         | 3 532   | 2 717        | 2 992    |
| 7 ROOMS OR MORE. . . . .           | 95      | 60           | 37       | CONCRETE SLAB. . . . .                     | 820     | 234          | 163      |
| MEDIAN . . . . .                   | 3.4     | 3.5          | 3.6      | OTHER. . . . .                             | 1 257   | 703          | 1 204    |
| VACANT AVAILABLE FOR SALE. . . . . | 40      | 33           | 32       | <b>HEATING EQUIPMENT</b>                   |         |              |          |
| MEDIAN . . . . .                   | ...     | ...          | ...      | STEAM OR HOT WATER . . . . .               | 881     | 963          | 734      |
| VACANT AVAILABLE FOR RENT. . . . . | 243     | 51           | 143      | WARM AIR FURNACE . . . . .                 | 2 903   | 1 256        | 2 001    |
| MEDIAN . . . . .                   | 3.0     | 3.1          | 2.8      | FLOOR, WALL, OR PIPELESS FURNACE . . . . . | 520     | 336          | 688      |
| ALL HOUSING UNITS. . . . .         | 5 609   | 3 654        | 4 359    | BUILT-IN ELECTRIC UNITS. . . . .           | ...     | 8            | ...      |
| <b>BEDROOMS</b>                    |         |              |          | OTHER MEANS WITH FLUE. . . . .             | 1 268   | 1 063        | 906      |
| 0 AND 1. . . . .                   | 1 950   | 1 315        | 1 389    | OTHER MEANS WITHOUT FLUE . . . . .         | 33      | 24           | 16       |
| 2. . . . .                         | 2 003   | 1 570        | 1 475    | NONE . . . . .                             | 4       | 4            | 14       |
| 3 OR MORE. . . . .                 | 1 656   | 769          | 1 495    | <b>SOURCE OF WATER</b>                     |         |              |          |
|                                    |         |              |          | PUBLIC SYSTEM OR PRIVATE COMPANY . . . . . | 5 555   | 3 627        | 4 335    |
|                                    |         |              |          | INDIVIDUAL WELL. . . . .                   | 26      | 6            | ...      |
|                                    |         |              |          | OTHER. . . . .                             | 28      | 21           | 24       |
|                                    |         |              |          | <b>SEWAGE DISPOSAL</b>                     |         |              |          |
|                                    |         |              |          | PUBLIC SEWER . . . . .                     | 5 503   | 3 597        | 4 242    |
|                                    |         |              |          | SEPTIC TANK OR CESSPOOL. . . . .           | 59      | 10           | 67       |
|                                    |         |              |          | OTHER OR NONE. . . . .                     | 47      | 47           | 50       |

Table 24.—OCCUPANCY AND FINANCIAL CHARACTERISTICS, FOR PLACES OF 10,000 TO 25,000 INHABITANTS: 1960

[Based on sample; see text. "U" denotes an unincorporated place. Median not shown where base is less than 200; plus (+) or minus (-) after number indicates median above or below that number]

Population  
Persons  
Persons per  
Room

Year Moved into Unit  
Value  
Gross Rent  
Contract Rent

| SUBJECT                                      | LARAMIE | ROCK SPRINGS | SHERIDAN | SUBJECT  | LARAMIE | ROCK SPRINGS | SHERIDAN |
|--|---------|--------------|----------|--|---------|--------------|----------|
| <b>POPULATION</b>                            |         |              |          | <b>YEAR MOVED INTO UNIT</b>                    |         |              |          |
| POPULATION IN HOUSING UNITS, 1960 . . . . .  | 15 913  | 10 517       | 11 773   | OWNER OCCUPIED . . . . .                       | 2 884   | 1 876        | 2 689    |
| PER OCCUPIED UNIT . . . . .                  | 3.1     | 3.1          | 2.9      | 1959 TO MARCH 1960 . . . . .                   | 411     | 184          | 341      |
| OWNER . . . . .                              | 3.3     | 3.2          | 3.1      | 1958 . . . . .                                 | 276     | 130          | 223      |
| RENTER . . . . .                             | 2.8     | 3.0          | 2.6      | 1954 TO 1957 . . . . .                         | 763     | 278          | 674      |
| POPULATION IN DWELLING UNITS, 1950 . . . . . | 13 701  | 10 386       | 11 388   | 1940 TO 1953 . . . . .                         | 986     | 707          | 982      |
| PER OCCUPIED UNIT . . . . .                  | 3.1     | 3.1          | 2.9      | 1939 OR EARLIER . . . . .                      | 448     | 577          | 469      |
| <b>ALL OCCUPIED UNITS . . . . .</b>          |         |              |          | <b>RENTER OCCUPIED . . . . .</b>               |         |              |          |
|  | 5 189   | 3 391        | 4 038    | 1959 TO MARCH 1960 . . . . .                   | 2 305   | 1 515        | 1 349    |
| <b>PERSONS</b>                               |         |              |          | <b>VALUE</b>                                   |         |              |          |
| OWNER OCCUPIED . . . . .                     | 2 884   | 1 876        | 2 689    | OWNER OCCUPIED . . . . .                       | 2 391   | 1 662        | 2 499    |
| 1 PERSON . . . . .                           | 307     | 235          | 349      | LESS THAN \$5,000 . . . . .                    | 120     | 100          | 247      |
| 2 PERSONS . . . . .                          | 860     | 563          | 917      | \$5,000 TO \$7,400 . . . . .                   | 223     | 188          | 392      |
| 3 PERSONS . . . . .                          | 573     | 362          | 450      | \$7,500 TO \$9,900 . . . . .                   | 274     | 208          | 465      |
| 4 PERSONS . . . . .                          | 484     | 302          | 436      | \$10,000 TO \$12,400 . . . . .                 | 379     | 266          | 442      |
| 5 PERSONS . . . . .                          | 371     | 235          | 318      | \$12,500 TO \$14,900 . . . . .                 | 366     | 225          | 257      |
| 6 PERSONS . . . . .                          | 156     | 95           | 149      | \$15,000 TO \$19,900 . . . . .                 | 664     | 397          | 377      |
| 7 PERSONS . . . . .                          | 64      | 44           | 57       | \$20,000 TO \$24,900 . . . . .                 | 224     | 146          | 161      |
| 8 PERSONS OR MORE . . . . .                  | 69      | 40           | 13       | \$25,000 OR MORE . . . . .                     | 141     | 132          | 158      |
| MEDIAN . . . . .                             | 3.0     | 2.9          | 2.7      | MEDIAN . . . . . DOLLARS . . . . .             | 13 900  | 13 300       | 10 800   |
| RENTER OCCUPIED . . . . .                    | 2 305   | 1 515        | 1 349    | VACANT AVAILABLE FOR SALE . . . . .            | 33      | 41           | 20       |
| 1 PERSON . . . . .                           | 529     | 389          | 427      | MEDIAN PRICE ASKED . . . . . DOLLARS . . . . . | ...     | ...          | ...      |
| 2 PERSONS . . . . .                          | 701     | 347          | 366      | <b>GROSS RENT</b>                              |         |              |          |
| 3 PERSONS . . . . .                          | 419     | 222          | 190      | RENTER OCCUPIED . . . . .                      | 2 305   | 1 515        | 1 349    |
| 4 PERSONS . . . . .                          | 356     | 277          | 187      | LESS THAN \$20 . . . . .                       | ...     | 36           | 16       |
| 5 PERSONS . . . . .                          | 173     | 164          | 106      | \$20 TO \$39 . . . . .                         | 171     | 229          | 242      |
| 6 PERSONS . . . . .                          | 75      | 80           | 37       | \$40 TO \$59 . . . . .                         | 637     | 429          | 499      |
| 7 PERSONS . . . . .                          | 29      | 12           | 20       | \$60 TO \$79 . . . . .                         | 691     | 460          | 230      |
| 8 PERSONS OR MORE . . . . .                  | 23      | 24           | 16       | \$80 TO \$99 . . . . .                         | 415     | 153          | 180      |
| MEDIAN . . . . .                             | 2.4     | 2.6          | 2.2      | \$100 TO \$119 . . . . .                       | 187     | 68           | 68       |
| <b>PERSONS PER ROOM</b>                      |         |              |          | \$120 OR MORE . . . . .                        | 78      | 32           | 36       |
| OWNER OCCUPIED . . . . .                     | 2 884   | 1 876        | 2 689    | NO CASH RENT . . . . .                         | 126     | 108          | 78       |
| 0.50 OR LESS . . . . .                       | 1 362   | 822          | 1 370    | MEDIAN . . . . . DOLLARS . . . . .             | 67      | 60           | 56       |
| 0.51 TO 1.00 . . . . .                       | 1 288   | 841          | 1 119    | <b>CONTRACT RENT</b>                           |         |              |          |
| 1.01 OR MORE . . . . .                       | 234     | 213          | 200      | RENTER OCCUPIED . . . . .                      | 2 179   | 1 407        | 1 271    |
| RENTER OCCUPIED . . . . .                    | 2 305   | 1 515        | 1 349    | MEDIAN . . . . . DOLLARS . . . . .             | 60      | 51           | 49       |
| 0.50 OR LESS . . . . .                       | 718     | 474          | 564      | VACANT AVAILABLE FOR RENT . . . . .            | 254     | 30           | 176      |
| 0.51 TO 1.00 . . . . .                       | 1 274   | 753          | 638      | MEDIAN RENT ASKED . . . . . DOLLARS . . . . .  | 46      | ...          | ...      |
| 1.01 OR MORE . . . . .                       | 313     | 288          | 147      |  |         |              |          |

Table 25.—TENURE, VACANCY STATUS, CONDITION AND PLUMBING FACILITIES, AND STRUCTURAL CHARACTERISTICS, FOR PLACES OF 2,500 TO 10,000 INHABITANTS: 1960

[Some data based on sample; median not shown where base is insufficient; see text. "U" denotes an unincorporated place. Plus (+) after number indicates median above that number]

Tenure by Color,  
Vacancy Status  
Condition and  
Plumbing  
Water Supply  
Toilet Facilities

Bathing Facilities  
Barhrooms  
Source of Water  
Sewage Disposal  
Rooms  
Units in Structure

| SUBJECT  | BUFFALO | CODY  | DOUGLAS | EVANSTON | GILLETTE | GREEN RIVER | LANDER |
|--|---------|-------|---------|----------|----------|-------------|--------|
| ALL HOUSING UNITS. . . . .                         | 1 094   | 1 693 | 1 060   | 1 366    | 1 182    | 1 083       | 1 491  |
| TENURE, COLOR, AND VACANCY STATUS                  |         |       |         |          |          |             |        |
| OWNER OCCUPIED . . . . .                           | 689     | 884   | 591     | 903      | 679      | 560         | 843    |
| WHITE . . . . .                                    | 688     | 884   | 591     | 901      | 677      | 556         | 836    |
| NONWHITE . . . . .                                 | 1       | ...   | ...     | 2        | 2        | 4           | 7      |
| RENTER OCCUPIED. . . . .                           | 298     | 639   | 346     | 387      | 418      | 447         | 519    |
| WHITE . . . . .                                    | 298     | 636   | 344     | 382      | 417      | 444         | 505    |
| NONWHITE . . . . .                                 | ...     | 3     | 2       | 5        | 1        | 3           | 14     |
| AVAILABLE VACANT . . . . .                         | 43      | 110   | 66      | 15       | 40       | 64          | 83     |
| FOR SALE ONLY. . . . .                             | 9       | 13    | 2       | 2        | 3        | 2           | 15     |
| FOR RENT . . . . .                                 | 34      | 97    | 64      | 13       | 37       | 62          | 68     |
| OTHER VACANT . . . . .                             | 64      | 60    | 57      | 61       | 45       | 12          | 46     |
| CONDITION AND PLUMBING                             |         |       |         |          |          |             |        |
| ALL UNITS. . . . .                                 | 1 094   | 1 693 | 1 060   | 1 366    | 1 182    | 1 083       | 1 491  |
| SOUND. . . . .                                     | 942     | 1 591 | 922     | 951      | 834      | 877         | 1 127  |
| WITH ALL PLUMBING FACILITIES . . . . .             | 886     | 1 511 | 879     | 928      | 807      | 869         | 1 089  |
| LACKING ONLY HOT WATER . . . . .                   | ...     | ...   | 1       | ...      | 3        | 1           | ...    |
| LACKING OTHER PLUMBING FACILITIES. . . . .         | 56      | 80    | 42      | 23       | 24       | 7           | 38     |
| DETERIORATING. . . . .                             | 124     | 91    | 116     | 328      | 256      | 171         | 276    |
| WITH ALL PLUMBING FACILITIES . . . . .             | 99      | 72    | 98      | 286      | 233      | 160         | 222    |
| LACKING ONLY HOT WATER . . . . .                   | 2       | 1     | 1       | 1        | 4        | ...         | 3      |
| LACKING OTHER PLUMBING FACILITIES. . . . .         | 23      | 18    | 17      | 41       | 19       | 11          | 51     |
| DILAPIDATED. . . . .                               | 28      | 11    | 22      | 87       | 92       | 35          | 88     |
| RENTER OCCUPIED. . . . .                           | 298     | 639   | 346     | 387      | 418      | 447         | 519    |
| SOUND. . . . .                                     | 241     | 591   | 283     | 227      | 231      | 317         | 351    |
| WITH ALL PLUMBING FACILITIES . . . . .             | 214     | 542   | 262     | 210      | 221      | 310         | 329    |
| LACKING SOME OR ALL FACILITIES . . . . .           | 27      | 49    | 21      | 17       | 10       | 7           | 22     |
| DETERIORATING. . . . .                             | 46      | 44    | 56      | 125      | 129      | 108         | 131    |
| WITH ALL PLUMBING FACILITIES . . . . .             | 33      | 36    | 46      | 107      | 120      | 99          | 103    |
| LACKING SOME OR ALL FACILITIES . . . . .           | 13      | 8     | 10      | 18       | 9        | 9           | 28     |
| DILAPIDATED. . . . .                               | 11      | 4     | 7       | 35       | 58       | 22          | 37     |
| ALL HOUSING UNITS. . . . .                         | 1 094   | 1 693 | 1 060   | 1 366    | 1 182    | 1 083       | 1 491  |
| WATER SUPPLY                                       |         |       |         |          |          |             |        |
| HOT AND COLD PIPED WATER INSIDE STRUCTURE. . . . . | 1 058   | 1 669 | 1 034   | 1 326    | 1 129    | 1 069       | 1 442  |
| ONLY COLD PIPED WATER INSIDE STRUCTURE . . . . .   | 29      | 20    | 12      | 28       | 32       | 11          | 23     |
| PIPED WATER OUTSIDE STRUCTURE. . . . .             | 3       | 2     | 2       | 4        | 5        | ...         | ...    |
| NO PIPED WATER . . . . .                           | 4       | 2     | 12      | 8        | 16       | 3           | 26     |
| TOILET FACILITIES                                  |         |       |         |          |          |             |        |
| FLUSH TOILET, EXCLUSIVE USE. . . . .               | 1 019   | 1 606 | 1 005   | 1 297    | 1 145    | 1 063       | 1 379  |
| FLUSH TOILET, SHARED . . . . .                     | 57      | 78    | 31      | 33       | 12       | 12          | 56     |
| OTHER TOILET FACILITIES OR NONE. . . . .           | 18      | 9     | 24      | 36       | 25       | 8           | 56     |
| BATHING FACILITIES                                 |         |       |         |          |          |             |        |
| BATHTUB OR SHOWER, EXCLUSIVE USE . . . . .         | 1 006   | 1 595 | 995     | 1 284    | 1 118    | 1 056       | 1 365  |
| BATHTUB OR SHOWER, SHARED. . . . .                 | 49      | 75    | 32      | 35       | 12       | 13          | 57     |
| NO BATHTUB OR SHOWER . . . . .                     | 39      | 23    | 33      | 47       | 52       | 14          | 69     |
| BATHROOMS  |         |       |         |          |          |             |        |
| 1. . . . .   | 871     | 1 197 | 827     | 1 084    | 1 030    | 962         | 1 176  |
| MORE THAN 1. . . . .                               | 131     | 392   | 168     | 182      | 90       | 85          | 177    |
| SHARED OR NONE . . . . .                           | 92      | 104   | 65      | 84       | 62       | 36          | 138    |
| SOURCE OF WATER                                    |         |       |         |          |          |             |        |
| PUBLIC SYSTEM OR PRIVATE COMPANY . . . . .         | 1 094   | 1 693 | 1 050   | 1 350    | 1 167    | 1 078       | 1 486  |
| INDIVIDUAL WELL. . . . .                           | ...     | ...   | 10      | ...      | 5        | 5           | ...    |
| OTHER. . . . .                                     | ...     | ...   | ...     | ...      | 10       | ...         | 5      |
| SEWAGE DISPOSAL                                    |         |       |         |          |          |             |        |
| PUBLIC SEWER . . . . .                             | 1 083   | 1 665 | 1 045   | 1 278    | 1 143    | 1 073       | 1 475  |
| SEPTIC TANK OR CESSPOOL. . . . .                   | 5       | 28    | 5       | 62       | 15       | 5           | 10     |
| OTHER OR NONE. . . . .                             | 6       | ...   | 10      | 10       | 24       | 5           | 6      |
| ROOMS  |         |       |         |          |          |             |        |
| 1 ROOM . . . . .                                   | 57      | 92    | 40      | 33       | 54       | 19          | 84     |
| 2 ROOMS. . . . .                                   | 68      | 98    | 79      | 54       | 79       | 56          | 99     |
| 3 ROOMS. . . . .                                   | 153     | 264   | 178     | 187      | 220      | 166         | 281    |
| 4 ROOMS. . . . .                                   | 262     | 400   | 235     | 374      | 360      | 350         | 388    |
| 5 ROOMS. . . . .                                   | 246     | 421   | 230     | 377      | 233      | 285         | 325    |
| 6 ROOMS. . . . .                                   | 147     | 181   | 136     | 195      | 129      | 119         | 188    |
| 7 ROOMS. . . . .                                   | 90      | 123   | 78      | 89       | 53       | 48          | 64     |
| 8 ROOMS OR MORE. . . . .                           | 71      | 114   | 84      | 57       | 54       | 40          | 62     |
| MEDIAN:  |         |       |         |          |          |             |        |
| ALL UNITS. . . . .                                 | 4.5     | 4.5   | 4.5     | 4.6      | 4.2      | 4.4         | 4.2    |
| OWNER OCCUPIED . . . . .                           | 5.1     | 5.2   | 4.9     | 5.0      | 4.4      | 4.8         | 5.0    |
| RENTER OCCUPIED. . . . .                           | 3.7     | 3.7   | 4.0     | 3.7      | 3.4      | 3.9         | 3.6    |
| UNITS IN STRUCTURE                                 |         |       |         |          |          |             |        |
| 1, INCL. TRAILER . . . . .                         | 962     | 1 336 | 845     | 1 049    | 980      | 905         | 1 035  |
| 2. . . . .   | 52      | 134   | 92      | 103      | 81       | 110         | 239    |
| 3 AND 4. . . . .                                   | 18      | 69    | 56      | 98       | 19       | 32          | 60     |
| 5 OR MORE. . . . .                                 | 62      | 154   | 67      | 100      | 102      | 36          | 137    |

Table 25.—TENURE, VACANCY STATUS, CONDITION AND PLUMBING FACILITIES, AND STRUCTURAL CHARACTERISTICS, FOR PLACES OF 2,500 TO 10,000 INHABITANTS: 1960—Con.

[Some data based on sample; median not shown where base is insufficient; see text. "U" denotes an unincorporated place. Plus (+) after number indicates median above that number]

Tenure by Color,  
Vacancy Status  
Condition and  
Plumbing  
Water Supply  
Toilet Facilities

Bathing Facilities  
Bathrooms  
Source of Water  
Sewage Disposal  
Rooms  
Units in Structure

| SUBJECT  | NEWCASTLE | POWELL | RAWLINS | RIVERTON | THERMOPOLIS | TORRINGTON | WORLAND |
|--|-----------|--------|---------|----------|-------------|------------|---------|
| ALL HOUSING UNITS. . . . .                         | 1 373     | 1 523  | 2 949   | 2 120    | 1 483       | 1 522      | 1 944   |
| TENURE, COLOR, AND VACANCY STATUS                  |           |        |         |          |             |            |         |
| OWNER OCCUPIED . . . . .                           | 787       | 886    | 1 605   | 1 213    | 789         | 925        | 1 064   |
| WHITE . . . . .                                    | 787       | 885    | 1 581   | 1 205    | 783         | 925        | 1 056   |
| NONWHITE . . . . .                                 | ***       | 1      | 24      | 8        | 6           | ***        | 8       |
| RENTER OCCUPIED. . . . .                           | 508       | 530    | 1 078   | 825      | 531         | 514        | 656     |
| WHITE . . . . .                                    | 503       | 530    | 1 059   | 822      | 526         | 513        | 651     |
| NONWHITE . . . . .                                 | 5         | ***    | 19      | 3        | 5           | 1          | 5       |
| AVAILABLE VACANT . . . . .                         | 30        | 82     | 115     | 48       | 133         | 23         | 136     |
| FOR SALE ONLY. . . . .                             | 4         | 6      | 14      | 14       | 6           | 8          | 8       |
| FOR RENT . . . . .                                 | 26        | 76     | 101     | 34       | 127         | 15         | 128     |
| OTHER VACANT . . . . .                             | 48        | 25     | 151     | 34       | 30          | 60         | 88      |
| CONDITION AND PLUMBING                             |           |        |         |          |             |            |         |
| ALL UNITS. . . . .                                 | 1 373     | 1 523  | 2 949   | 2 120    | 1 483       | 1 522      | 1 944   |
| SOUND. . . . .                                     | 995       | 1 376  | 2 152   | 1 668    | 993         | 1 386      | 1 593   |
| WITH ALL PLUMBING FACILITIES . . . . .             | 940       | 1 349  | 2 032   | 1 632    | 935         | 1 359      | 1 504   |
| LACKING ONLY HOT WATER . . . . .                   | 4         | 1      | 11      | 2        | 1           | 3          | 1       |
| LACKING OTHER PLUMBING FACILITIES. . . . .         | 51        | 26     | 109     | 34       | 57          | 24         | 88      |
| DETERIORATING. . . . .                             | 212       | 141    | 541     | 377      | 414         | 120        | 278     |
| WITH ALL PLUMBING FACILITIES . . . . .             | 183       | 113    | 458     | 302      | 303         | 91         | 206     |
| LACKING ONLY HOT WATER . . . . .                   | 1         | 2      | 3       | 1        | 1           | 4          | ***     |
| LACKING OTHER PLUMBING FACILITIES. . . . .         | 28        | 26     | 80      | 73       | 110         | 25         | 72      |
| DILAPIDATED. . . . .                               | 166       | 6      | 256     | 75       | 76          | 16         | 73      |
| RENTER OCCUPIED. . . . .                           | 508       | 530    | 1 078   | 825      | 531         | 514        | 656     |
| SOUND. . . . .                                     | 358       | 470    | 696     | 559      | 311         | 445        | 500     |
| WITH ALL PLUMBING FACILITIES . . . . .             | 320       | 457    | 621     | 539      | 267         | 423        | 454     |
| LACKING SOME OR ALL FACILITIES . . . . .           | 38        | 13     | 75      | 20       | 44          | 22         | 46      |
| DETERIORATING. . . . .                             | 106       | 58     | 264     | 234      | 192         | 63         | 132     |
| WITH ALL PLUMBING FACILITIES . . . . .             | 96        | 47     | 215     | 174      | 126         | 41         | 105     |
| LACKING SOME OR ALL FACILITIES . . . . .           | 10        | 11     | 49      | 60       | 66          | 22         | 27      |
| DILAPIDATED. . . . .                               | 44        | 2      | 118     | 32       | 28          | 6          | 24      |
| ALL HOUSING UNITS. . . . .                         | 1 373     | 1 523  | 2 949   | 2 120    | 1 483       | 1 522      | 1 944   |
| WATER SUPPLY                                       |           |        |         |          |             |            |         |
| HOT AND COLD PIPED WATER INSIDE STRUCTURE. . . . . | 1 286     | 1 487  | 2 751   | 2 062    | 1 375       | 1 497      | 1 777   |
| ONLY COLD PIPED WATER INSIDE STRUCTURE . . . . .   | 56        | 28     | 147     | 23       | 73          | 21         | 68      |
| PIPED WATER OUTSIDE STRUCTURE. . . . .             | 7         | 2      | 10      | 18       | 22          | 1          | 28      |
| NO PIPED WATER . . . . .                           | 24        | 6      | 41      | 17       | 13          | 3          | 71      |
| TOILET FACILITIES                                  |           |        |         |          |             |            |         |
| FLUSH TOILET, EXCLUSIVE USE. . . . .               | 1 286     | 1 472  | 2 702   | 1 993    | 1 304       | 1 483      | 1 744   |
| FLUSH TOILET, SHARED . . . . .                     | 34        | 39     | 154     | 71       | 126         | 35         | 75      |
| OTHER TOILET FACILITIES OR NONE. . . . .           | 53        | 12     | 93      | 56       | 53          | 4          | 125     |
| BATHING FACILITIES                                 |           |        |         |          |             |            |         |
| BATHTUB OR SHOWER, EXCLUSIVE USE . . . . .         | 1 249     | 1 469  | 2 664   | 1 977    | 1 282       | 1 469      | 1 739   |
| BATHTUB OR SHOWER, SHARED. . . . .                 | 40        | 39     | 133     | 72       | 126         | 33         | 63      |
| NO BATHTUB OR SHOWER . . . . .                     | 84        | 15     | 152     | 71       | 75          | 20         | 142     |
| BATHROOMS  |           |        |         |          |             |            |         |
| 1. . . . .   | 1 093     | 1 198  | 2 253   | 1 682    | 1 090       | 1 087      | 1 364   |
| MORE THAN 1. . . . .                               | 156       | 272    | 321     | 287      | 182         | 359        | 357     |
| SHARED OR NONE . . . . .                           | 124       | 53     | 375     | 151      | 211         | 76         | 223     |
| SOURCE OF WATER                                    |           |        |         |          |             |            |         |
| PUBLIC SYSTEM OR PRIVATE COMPANY . . . . .         | 1 346     | 1 497  | 2 823   | 2 092    | 1 464       | 1 522      | 1 863   |
| INDIVIDUAL WELL. . . . .                           | ***       | 20     | 23      | 12       | ***         | ***        | 55      |
| OTHER. . . . .                                     | 27        | 6      | 103     | 16       | 19          | ***        | 26      |
| SEWAGE DISPOSAL                                    |           |        |         |          |             |            |         |
| PUBLIC SEWER . . . . .                             | 1 328     | 1 501  | 2 783   | 2 044    | 1 407       | 1 522      | 1 795   |
| SEPTIC TANK OR CESSPOOL. . . . .                   | ***       | 5      | ***     | 27       | 41          | ***        | 10      |
| OTHER OR NONE. . . . .                             | 45        | 17     | 166     | 49       | 35          | ***        | 139     |
| ROOMS  |           |        |         |          |             |            |         |
| 1 ROOM . . . . .                                   | 83        | 38     | 177     | 110      | 128         | 25         | 113     |
| 2 ROOMS. . . . .                                   | 91        | 71     | 223     | 138      | 161         | 76         | 135     |
| 3 ROOMS. . . . .                                   | 233       | 244    | 480     | 362      | 289         | 230        | 280     |
| 4 ROOMS. . . . .                                   | 406       | 491    | 735     | 588      | 363         | 462        | 512     |
| 5 ROOMS. . . . .                                   | 291       | 363    | 681     | 546      | 283         | 302        | 435     |
| 6 ROOMS. . . . .                                   | 150       | 170    | 337     | 219      | 135         | 185        | 240     |
| 7 ROOMS. . . . .                                   | 70        | 82     | 161     | 88       | 68          | 105        | 111     |
| 8 ROOMS OR MORE. . . . .                           | 49        | 64     | 155     | 69       | 56          | 137        | 118     |
| MEDIAN:  |           |        |         |          |             |            |         |
| ALL UNITS. . . . .                                 | 4.2       | 4.3    | 4.3     | 4.3      | 4.0         | 4.4        | 4.4     |
| OWNER OCCUPIED . . . . .                           | 4.7       | 4.8    | 5.0     | 4.8      | 4.7         | 5.0        | 5.0     |
| RENTER OCCUPIED. . . . .                           | 3.6       | 3.9    | 3.5     | 3.7      | 3.3         | 3.5        | 3.9     |
| UNITS IN STRUCTURE                                 |           |        |         |          |             |            |         |
| 1, INCL. TRAILER . . . . .                         | 1 248     | 1 355  | 2 363   | 1 720    | 1 164       | 1 174      | 1 571   |
| 2. . . . .   | 73        | 58     | 291     | 156      | 107         | 163        | 238     |
| 3 AND 4. . . . .                                   | 8         | 75     | 157     | 95       | 44          | 140        | 99      |
| 5 OR MORE. . . . .                                 | 44        | 35     | 138     | 149      | 168         | 45         | 99      |

Table 26.—OCCUPANCY AND FINANCIAL CHARACTERISTICS, YEAR BUILT, AND HEATING EQUIPMENT,  
FOR PLACES OF 2,500 TO 10,000 INHABITANTS: 1960

[Some data based on sample; median not shown where base is insufficient; see text. "U" denotes an unincorporated place. Plus (+) or minus (-) after number indicates median above or below that number]

Year Structure Built  
Heating Equipment  
Population  
Persons  
Persons per Room  
Year Moved into  
Unit  
Value  
Gross Rent  
Contract Rent

| SUBJECT                                     | BUFFALO | CODY   | DOUGLAS | EVANSTON | GILLETTE | GREEN RIVER | LANDER |
|---|---------|--------|---------|----------|----------|-------------|--------|
| ALL HOUSING UNITS . . . . .                 | 1 094   | 1 693  | 1 060   | 1 366    | 1 182    | 1 083       | 1 491  |
| YEAR STRUCTURE BUILT                        |         |        |         |          |          |             |        |
| 1955 TO MARCH 1960 . . . . .                | 125     | 238    | 139     |          |          |             |        |
| 1950 TO 1954 . . . . .                      | 68      | 220    | 111     | 103      | 171      | 90          | 256    |
| 1940 TO 1949 . . . . .                      | 170     | 455    | 117     | 82       | 101      | 222         | 137    |
| 1939 OR EARLIER . . . . .                   | 731     | 780    | 693     | 1 048    | 731      | 703         | 899    |
| HEATING EQUIPMENT                           |         |        |         |          |          |             |        |
| STEAM OR HOT WATER . . . . .                |         |        |         |          |          |             |        |
| WARM AIR FURNACE . . . . .                  | 143     | 143    | 172     | 125      | 100      | 166         | 167    |
| BUILT-IN ROOM UNITS . . . . .               | 443     | 605    | 328     | 549      | 544      | 463         | 426    |
| OTHER MEANS WITH FLUE . . . . .             | 189     | 483    | 100     | 325      | 204      | 99          | 413    |
| OTHER MEANS WITHOUT FLUE . . . . .          | 216     | 450    | 452     | 355      | 310      | 346         | 461    |
| NONE . . . . .                              | 103     | 12     | 8       | ..       | 24       | 9           | 14     |
|   | ..      | ..     | ..      | ..       | ..       | ..          | 10     |
| POPULATION                                  |         |        |         |          |          |             |        |
| POPULATION IN HOUSING UNITS, 1960 . . . . . | 2 894   | 4 838  | 2 791   | 4 234    | 3 580    | 3 482       | 4 135  |
| PER OCCUPIED UNIT . . . . .                 | 2.9     | 3.2    | 3.0     | 3.3      | 3.3      | 3.5         | 3.0    |
| OWNER . . . . .                             | 3.0     | 3.4    | 3.0     | 3.3      | 3.3      | 3.5         | 3.1    |
| RENTER . . . . .                            | 2.7     | 2.9    | 3.0     | 3.2      | 3.2      | 3.4         | 3.0    |
| ALL OCCUPIED UNITS . . . . .                | 987     | 1 523  | 937     | 1 290    | 1 097    | 1 007       | 1 362  |
| PERSONS                                     |         |        |         |          |          |             |        |
| 1 PERSON . . . . .                          | 227     | 272    | 207     | 187      | 180      | 125         | 246    |
| 2 PERSONS . . . . .                         | 299     | 383    | 259     | 369      | 294      | 263         | 388    |
| 3 PERSONS . . . . .                         | 134     | 240    | 143     | 216      | 172      | 184         | 239    |
| 4 PERSONS . . . . .                         | 125     | 287    | 151     | 197      | 173      | 185         | 220    |
| 5 PERSONS . . . . .                         | 111     | 187    | 87      | 160      | 150      | 110         | 157    |
| 6 PERSONS . . . . .                         | 55      | 107    | 49      | 97       | 71       | 68          | 72     |
| 7 PERSONS . . . . .                         | 16      | 31     | 28      | 40       | 38       | 35          | 26     |
| 8 PERSONS OR MORE . . . . .                 | 20      | 16     | 13      | 24       | 19       | 37          | 14     |
| MEDIAN:                                     |         |        |         |          |          |             |        |
| ALL OCCUPIED . . . . .                      | 2.4     | 2.9    | 2.5     | 2.9      | 2.9      | 3.1         | 2.7    |
| OWNER . . . . .                             | 2.6     | 3.0    | 2.3     | 2.9      | 2.8      | 3.2         | 2.8    |
| RENTER . . . . .                            | 2.4     | 2.9    | 3.1     | 3.2      | 2.5      | 2.9         | 2.6    |
| PERSONS PER ROOM                            |         |        |         |          |          |             |        |
| 1.00 OR LESS . . . . .                      | 897     | 1 354  | 834     | 1 094    | 892      | 825         | 1 173  |
| 1.01 OR MORE . . . . .                      | 90      | 169    | 103     | 196      | 205      | 182         | 189    |
| YEAR MOVED INTO UNIT                        |         |        |         |          |          |             |        |
| OWNER OCCUPIED . . . . .                    | 689     | 884    | 591     | 903      | 679      | 560         | 843    |
| 1958 TO MARCH 1960 . . . . .                | 118     | 228    | 83      | 124      | 237      | 98          | 186    |
| 1954 TO 1957 . . . . .                      | 162     | 251    | 144     | 132      | 126      | 153         | 195    |
| 1940 TO 1953 . . . . .                      | 301     | 296    | 265     | 373      | 238      | 248         | 336    |
| 1939 OR EARLIER . . . . .                   | 108     | 109    | 99      | 274      | 78       | 61          | 126    |
| RENTER OCCUPIED . . . . .                   | 298     | 639    | 346     | 387      | 418      | 447         | 519    |
| 1958 TO MARCH 1960 . . . . .                | 206     | 441    | 225     | 262      | 331      | 267         | 355    |
| 1954 TO 1957 . . . . .                      | 36      | 116    | 85      | 86       | 52       | 101         | 114    |
| 1940 TO 1953 . . . . .                      | 48      | 70     | 28      | 35       | 35       | 61          | 45     |
| 1939 OR EARLIER . . . . .                   | 8       | 12     | 8       | 4        | ..       | 18          | 5      |
| VALUE                                       |         |        |         |          |          |             |        |
| OWNER OCCUPIED . . . . .                    | 634     | 759    | 466     | 807      | 489      | 494         | 640    |
| LESS THAN \$5,000 . . . . .                 | 59      | 20     | 40      | 121      | 77       | 39          | 47     |
| \$5,000 TO \$9,900 . . . . .                | 161     | 120    | 129     | 302      | 141      | 119         | 112    |
| \$10,000 TO \$14,900 . . . . .              | 234     | 285    | 140     | 283      | 158      | 262         | 223    |
| \$15,000 TO \$19,900 . . . . .              | 125     | 153    | 101     | 56       | 77       | 63          | 166    |
| \$20,000 TO \$24,900 . . . . .              | 24      | 93     | 28      | 28       | 24       | ..          | 33     |
| \$25,000 OR MORE . . . . .                  | 31      | 88     | 28      | 17       | 12       | 11          | 59     |
| MEDIAN . . . . . DOLLARS                    | 11 900  | 14 300 | 12 200  | 9 600    | 10 700   | 11 300      | 13 500 |
| GROSS RENT                                  |         |        |         |          |          |             |        |
| RENTER OCCUPIED . . . . .                   | 298     | 639    | 346     | 387      | 418      | 447         | 519    |
| LESS THAN \$20 . . . . .                    | ..      | ..     | ..      | ..       | ..       | ..          | 5      |
| \$20 TO \$39 . . . . .                      | 31      | 55     | 20      | 35       | 28       | 38          | 48     |
| \$40 TO \$59 . . . . .                      | 107     | 121    | 112     | 131      | 70       | 126         | 108    |
| \$60 TO \$79 . . . . .                      | 54      | 202    | 65      | 142      | 120      | 142         | 163    |
| \$80 TO \$99 . . . . .                      | 55      | 116    | 76      | 44       | 132      | 70          | 111    |
| \$100 TO \$119 . . . . .                    | 27      | 64     | 29      | 14       | 31       | 30          | 24     |
| \$120 OR MORE . . . . .                     | 10      | 49     | 8       | ..       | 4        | 5           | 15     |
| NO CASH RENT . . . . .                      | 14      | 32     | 36      | 21       | 33       | 36          | 45     |
| MEDIAN . . . . . DOLLARS                    | 61      | 73     | 65      | 62       | 75       | 64          | 71     |
| CONTRACT RENT                               |         |        |         |          |          |             |        |
| RENTER OCCUPIED . . . . .                   | 284     | 607    | 310     | 366      | 385      | 411         | 474    |
| MEDIAN . . . . . DOLLARS                    | 52      | 62     | 58      | 53       | 61       | 50          | 61     |



Table 26.—OCCUPANCY AND FINANCIAL CHARACTERISTICS, YEAR BUILT, AND HEATING EQUIPMENT, FOR PLACES OF 2,500 TO 10,000 INHABITANTS: 1960—Con.

[Some data based on sample; median not shown where base is insufficient; see text. "U" denotes an unincorporated place. Plus (+) or minus (-) after number indicates median above or below that number]

Year Structure Built Heating Equipment Population Persons per Room  
Year Moved into Unit Valuc Gross Rent Contract Rent

| SUBJECT                                     | NEWCASTLE | POWELL | RAWLINS | RIVERTON | THERMOPOLIS | TORRINGTON | WORLAND |
|---|-----------|--------|---------|----------|-------------|------------|---------|
| ALL HOUSING UNITS . . . . .                 | 1 373     | 1 523  | 2 949   | 2 120    | 1 483       | 1 522      | 1 944   |
| YEAR STRUCTURE BUILT                        |           |        |         |          |             |            |         |
| 1955 TO MARCH 1960 . . . . .                | 166       | 205    | 372     | 504      | 195         | 205        | 313     |
| 1950 TO 1954 . . . . .                      | 412       | 240    | 332     | 334      | 172         | 295        | 494     |
| 1940 TO 1949 . . . . .                      | 136       | 487    | 339     | 528      | 226         | 229        | 420     |
| 1939 OR EARLIER . . . . .                   | 659       | 591    | 1 906   | 754      | 890         | 793        | 717     |
| HEATING EQUIPMENT                           |           |        |         |          |             |            |         |
| STEAM OR HOT WATER . . . . .                | 131       | 38     | 299     | 141      | 115         | 41         | 138     |
| WARM AIR FURNACE . . . . .                  | 650       | 667    | 1 356   | 825      | 482         | 762        | 871     |
| BUILT-IN ROOM UNITS . . . . .               | 157       | 382    | 453     | 531      | 366         | 250        | 551     |
| OTHER MEANS WITH FLUE . . . . .             | 421       | 415    | 789     | 611      | 488         | 435        | 376     |
| OTHER MEANS WITHOUT FLUE . . . . .          | 5         | 17     | 28      | 12       | 24          | 34         | 4       |
| NONE . . . . .                              | 9         | 4      | 24      | ..*      | 8           | ..*        | 4       |
| POPULATION                                  |           |        |         |          |             |            |         |
| POPULATION IN HOUSING UNITS, 1960 . . . . . | 4 334     | 4 690  | 8 635   | 6 843    | 3 951       | 4 087      | 5 803   |
| PER OCCUPIED UNIT . . . . .                 | 3.3       | 3.3    | 3.2     | 3.4      | 3.0         | 2.8        | 3.4     |
| OWNER . . . . .                             | 3.5       | 3.4    | 3.5     | 3.5      | 3.3         | 2.9        | 3.5     |
| RENTER . . . . .                            | 3.1       | 3.2    | 2.9     | 3.1      | 2.5         | 2.7        | 3.1     |
| ALL OCCUPIED UNITS . . . . .                | 1 295     | 1 416  | 2 683   | 2 038    | 1 320       | 1 439      | 1 720   |
| PERSONS                                     |           |        |         |          |             |            |         |
| 1 PERSON . . . . .                          | 194       | 223    | 481     | 295      | 307         | 286        | 249     |
| 2 PERSONS . . . . .                         | 328       | 362    | 720     | 494      | 339         | 492        | 422     |
| 3 PERSONS . . . . .                         | 224       | 208    | 434     | 338      | 212         | 210        | 281     |
| 4 PERSONS . . . . .                         | 219       | 262    | 423     | 412      | 199         | 207        | 343     |
| 5 PERSONS . . . . .                         | 164       | 187    | 339     | 274      | 140         | 150        | 231     |
| 6 PERSONS . . . . .                         | 109       | 116    | 141     | 127      | 73          | 66         | 112     |
| 7 PERSONS . . . . .                         | 32        | 35     | 73      | 59       | 27          | 19         | 39      |
| 8 PERSONS OR MORE . . . . .                 | 25        | 23     | 72      | 39       | 23          | 9          | 43      |
| MEDIAN:                                     |           |        |         |          |             |            |         |
| ALL OCCUPIED . . . . .                      | 3.1       | 3.1    | 2.8     | 3.2      | 2.6         | 2.4        | 3.2     |
| OWNER . . . . .                             | 3.2       | 3.2    | 3.2     | 3.6      | 3.2         | 2.4        | 3.3     |
| RENTER . . . . .                            | 2.9       | 3.0    | 2.5     | 3.1      | 2.4         | 2.4        | 2.8     |
| PERSONS PER ROOM                            |           |        |         |          |             |            |         |
| 1.00 OR LESS . . . . .                      | 1 043     | 1 195  | 2 274   | 1 669    | 1 140       | 1 326      | 1 457   |
| 1.01 OR MORE . . . . .                      | 252       | 221    | 409     | 369      | 180         | 113        | 263     |
| YEAR MOVED INTO UNIT                        |           |        |         |          |             |            |         |
| OWNER OCCUPIED . . . . .                    | 787       | 886    | 1 605   | 1 213    | 789         | 925        | 1 064   |
| 1958 TO MARCH 1960 . . . . .                | 226       | 187    | 360     | 446      | 200         | 244        | 314     |
| 1954 TO 1957 . . . . .                      | 242       | 262    | 404     | 325      | 214         | 228        | 327     |
| 1940 TO 1953 . . . . .                      | 246       | 344    | 585     | 358      | 263         | 355        | 334     |
| 1939 OR EARLIER . . . . .                   | 73        | 93     | 256     | 84       | 112         | 98         | 89      |
| RENTER OCCUPIED . . . . .                   | 508       | 530    | 1 078   | 825      | 531         | 514        | 656     |
| 1958 TO MARCH 1960 . . . . .                | 358       | 385    | 737     | 609      | 373         | 326        | 472     |
| 1954 TO 1957 . . . . .                      | 106       | 93     | 200     | 155      | 108         | 140        | 131     |
| 1940 TO 1953 . . . . .                      | 44        | 48     | 129     | 58       | 38          | 40         | 53      |
| 1939 OR EARLIER . . . . .                   | ..*       | 4      | 12      | 3        | 12          | 8          | ..*     |
| VALUE                                       |           |        |         |          |             |            |         |
| OWNER OCCUPIED . . . . .                    | 599       | 811    | 1 345   | 970      | 667         | 817        | 901     |
| LESS THAN \$5,000 . . . . .                 | 80        | 56     | 132     | 46       | 98          | 48         | 62      |
| \$5,000 TO \$9,900 . . . . .                | 191       | 200    | 296     | 177      | 168         | 216        | 92      |
| \$10,000 TO \$14,900 . . . . .              | 231       | 364    | 400     | 330      | 225         | 333        | 363     |
| \$15,000 TO \$19,900 . . . . .              | 52        | 125    | 305     | 294      | 111         | 150        | 224     |
| \$20,000 TO \$24,900 . . . . .              | 17        | 29     | 120     | 86       | 26          | 38         | 68      |
| \$25,000 OR MORE . . . . .                  | 28        | 37     | 92      | 37       | 39          | 32         | 72      |
| MEDIAN . . . . . DOLLARS                    | 10 500    | 11 900 | 12 600  | 14 000   | 11 600      | 11 700     | 14 200  |
| GROSS RENT                                  |           |        |         |          |             |            |         |
| RENTER OCCUPIED . . . . .                   | 508       | 530    | 1 078   | 825      | 531         | 514        | 656     |
| LESS THAN \$20 . . . . .                    | 4         | 4      | ..*     | 11       | 4           | 16         | 4       |
| \$20 TO \$39 . . . . .                      | 20        | 44     | 122     | 35       | 64          | 80         | 79      |
| \$40 TO \$59 . . . . .                      | 103       | 121    | 172     | 101      | 168         | 200        | 124     |
| \$60 TO \$79 . . . . .                      | 126       | 180    | 328     | 232      | 123         | 135        | 133     |
| \$80 TO \$99 . . . . .                      | 92        | 109    | 206     | 214      | 68          | 31         | 161     |
| \$100 TO \$119 . . . . .                    | 90        | 36     | 93      | 98       | 39          | 12         | 54      |
| \$120 OR MORE . . . . .                     | 37        | 4      | 60      | 95       | 28          | 12         | 68      |
| NO CASH RENT . . . . .                      | 36        | 32     | 97      | 39       | 37          | 28         | 33      |
| MEDIAN . . . . . DOLLARS                    | 77        | 69     | 72      | 81       | 62          | 53         | 76      |
| CONTRACT RENT                               |           |        |         |          |             |            |         |
| RENTER OCCUPIED . . . . .                   | 472       | 498    | 981     | 786      | 494         | 486        | 623     |
| MEDIAN . . . . . DOLLARS                    | 61        | 58     | 63      | 68       | 57          | 45         | 65      |

Table 27.—SELECTED CHARACTERISTICS OF HOUSING UNITS, FOR PLACES OF 1,000 TO 2,500 INHABITANTS: 1960  
 [Some data based on sample; average not shown where base is insufficient; see text. "U" denotes an unincorporated place]

| PLACE                       | ALL HOUSING UNITS BY CONDITION AND PLUMBING |  |  |       |  |  |       |                  | OCCUPIED HOUSING UNITS                    |                |   |  |                 |   |  | AVAIL-<br>ABLE<br>VACAN-<br>CY<br>UNITS |   |                                      |
|-----------------------------|---|--|--|-------|--|--|-------|------------------|---|----------------|---|--|-----------------|---|--|---|---|--------------------------------------|
|                             | TOTAL                                       | SOUND  |  |       | DETERIORATING  |  |       | DILAP-<br>IDATED | POPUL-<br>ATION<br>IN<br>HOUSING<br>UNITS | OWNER OCCUPIED |   |  | RENTER OCCUPIED |   |  |   | 1.01<br>OR<br>MORE<br>PER-<br>SONS<br>PER<br>ROOM | OCCU-<br>PIED<br>BY<br>NON-<br>WHITE |
|                             |   | WITH<br>ALL<br>PLUMB-<br>ING<br>FA-<br>CILI-<br>TIES | LACK-<br>ING<br>SOME<br>OR ALL<br>FA-<br>CILI-<br>TIES | TOTAL | WITH<br>ALL<br>PLUMB-<br>ING<br>FA-<br>CILI-<br>TIES | LACK-<br>ING<br>SOME<br>OR ALL<br>FA-<br>CILI-<br>TIES | TOTAL |                  |   | TOTAL          | AVER-<br>AGE<br>VALUE<br>(DOL-<br>LARS) | AVER-<br>AGE<br>NUM-<br>BER<br>OF<br>ROOMS | TOTAL           | AVER-<br>AGE<br>GROSS<br>RENT<br>(DOL-<br>LARS) | AVER-<br>AGE<br>NUM-<br>BER<br>OF<br>ROOMS |   |   |                                      |
| AFTON. . . . .              | 404   | 388  | 378  | 10    | 9  | 8  | 1     | 7                | 1 337                                     | 284            | 11 500                                  | 5.7  | 83              | ...   | 3.9  | 44                                      | ...   | 10                                   |
| BASIN. . . . .              | 480   | 437  | 407  | 30    | 36   | 30   | 6     | 7                | 1 319                                     | 303            | 10 000                                  | 5.5  | 124             | ...   | 4.0  | 35                                      | ...   | 40                                   |
| FOX FARM (U). . . . .       | 405   | 340  | 323  | 17    | 52   | 45   | 7     | 13               | 1 371                                     | 306            | ...                                     | 4.6  | 80              | ...   | 4.0  | 70                                      | ...   | 9                                    |
| GLENROCK. . . . .           | 520   | 407  | 398  | 9     | 81   | 80   | 1     | 32               | 1 584                                     | 349            | 10 000                                  | 4.8  | 153             | ...   | 3.5  | 80                                      | ...   | 14                                   |
| GREYBULL. . . . .           | 840   | 588  | 569  | 19    | 200  | 169  | 31    | 52               | 2 272                                     | 501            | 10 000                                  | 5.2  | 255             | 60  | 3.7  | 70                                      | 1   | 54                                   |
| JACKSON. . . . .            | 606   | 582  | 547  | 35    | 16   | 13   | 3     | 8                | 1 437                                     | 295            | 17 000                                  | 4.9  | 183             | ...   | 3.5  | 64                                      | 3   | 25                                   |
| KEMMERER. . . . .           | 691   | 400  | 383  | 17    | 248  | 200  | 48    | 43               | 2 018                                     | 414            | 10 000                                  | 4.8  | 247             | 62  | 3.2  | 95                                      | 7   | 11                                   |
| LOVELL. . . . .             | 822   | 675  | 643  | 32    | 133  | 115  | 18    | 14               | 2 449                                     | 509            | 9 000                                   | 5.1  | 212             | ...   | 4.0  | 118                                     | 2   | 86                                   |
| LUSK. . . . .               | 804   | 678  | 609  | 69    | 85   | 69   | 16    | 41               | 1 866                                     | 470            | 10 000                                  | 5.0  | 224             | 65  | 3.5  | 66                                      | ...   | 44                                   |
| HILLS. . . . .              | 447   | 401  | 375  | 26    | 44   | 31   | 13    | 2                | 1 477                                     | 312            | ...                                     | 4.3  | 101             | ...   | 4.0  | 95                                      | ...   | 4                                    |
| MOUNTAIN VIEW (U). . . . .  | 501   | 450  | 440  | 10    | 45   | 38   | 7     | 6                | 1 721                                     | 354            | 9 500                                   | 4.4  | 123             | ...   | 4.0  | 103                                     | 3   | 6                                    |
| ORCHARD VALLEY (U). . . . . | 411   | 393  | 386  | 7     | 17   | 14   | 3     | 1                | 1 449                                     | 306            | ...                                     | 4.0  | 99              | ...   | 3.8  | 122                                     | ...   | 3                                    |
| FINE BLUFFS. . . . .        | 383   | 320  | 297  | 23    | 57   | 44   | 13    | 6                | 1 121                                     | 237            | 12 000                                  | 5.3  | 131             | ...   | 3.7  | 44                                      | 1   | 5                                    |
| SARATOGA. . . . .           | 461   | 386  | 360  | 26    | 66   | 36   | 30    | 9                | 1 106                                     | 244            | 11 500                                  | 5.0  | 155             | ...   | 3.5  | 37                                      | 1   | 23                                   |
| UPTON. . . . .              | 384   | 346  | 310  | 36    | 33   | 14   | 19    | 5                | 1 224                                     | 267            | ...                                     | 4.2  | 109             | ...   | 3.2  | 95                                      | 5   | 4                                    |
| WHEATLAND. . . . .          | 878   | 680  | 664  | 16    | 162  | 129  | 33    | 36               | 2 339                                     | 546            | 9 500                                   | 5.4  | 281             | 57  | 4.0  | 55                                      | ...   | 31                                   |

Table 28.—TENURE, VACANCY STATUS, CONDITION AND PLUMBING FACILITIES, AND STRUCTURAL CHARACTERISTICS, FOR COUNTIES: 1960

[Some data based on sample; see text. Median not shown where base is less than 200]

Tenure by Color,  
Vacancy Status  
Condition & Plumb.  
Water Supply  
Toilet Facilities  
Bathing Facilities

Rooms  
Units in Structure  
Trailer  
Year Structure  
Built  
Basement

| SUBJECT   | ALBANY | BIG HORN | CAMPBELL | CARBON | CONVERSE | CROOK | FREMONT | GOSHEN | HOT SPRINGS | JOHNSON | LARAMIE | LINCOLN |
|---|--------|----------|----------|--------|----------|-------|---------|--------|-------------|---------|---------|---------|
| ALL HOUSING UNITS. . . . .                          | 7 727  | 4 063    | 1 931    | 5 684  | 2 337    | 1 578 | 7 949   | 4 309  | 2 329       | 2 167   | 19 236  | 2 923   |
| TENURE, COLOR, AND VACANCY STATUS                   |        |          |          |        |          |       |         |        |             |         |         |         |
| OCCUPIED . . . . .                                  | 6 336  | 3 435    | 1 797    | 4 627  | 2 030    | 1 384 | 7 142   | 3 642  | 2 003       | 1 730   | 18 248  | 2 501   |
| OWNER OCCUPIED . . . . .                            | 3 648  | 2 379    | 1 146    | 2 585  | 1 300    | 981   | 4 745   | 2 274  | 1 146       | 1 141   | 10 377  | 1 802   |
| WHITE . . . . .                                     | 3 617  | 2 375    | 1 146    | 2 553  | 1 300    | 981   | 4 302   | 2 274  | 1 133       | 1 141   | 10 267  | 1 791   |
| NONWHITE . . . . .                                  | 31     | 4        | ...      | 32     | ...      | ...   | 443     | ...    | 13          | ...     | 110     | 11      |
| RENTER OCCUPIED . . . . .                           | 2 688  | 1 056    | 651      | 2 042  | 730      | 403   | 2 397   | 1 368  | 857         | 589     | 7 871   | 699     |
| WHITE . . . . .                                     | 2 638  | 1 052    | 642      | 2 022  | 730      | 403   | 2 245   | 1 368  | 833         | 589     | 7 622   | 699     |
| NONWHITE . . . . .                                  | 50     | 4        | 9        | 20     | ...      | ...   | 152     | ...    | 24          | ...     | 249     | ...     |
| VACANT . . . . .                                    | 1 391  | 628      | 134      | 1 057  | 307      | 194   | 807     | 667    | 326         | 437     | 988     | 422     |
| YEAR ROUND . . . . .                                | 583    | 432      | 96       | 457    | 140      | 109   | 450     | 229    | 294         | 112     | 753     | 251     |
| SOUND OR DETERIORATING . . . . .                    | 507    | 383      | 81       | 346    | 129      | 100   | 344     | 193    | 263         | 100     | 708     | 197     |
| AVAILABLE . . . . .                                 | 319    | 226      | 47       | 171    | 88       | 49    | 194     | 44     | 220         | 64      | 479     | 52      |
| FOR SALE ONLY . . . . .                             | 46     | 24       | 7        | 24     | 10       | 9     | 57      | 19     | 10          | 12      | 111     | 24      |
| FOR RENT . . . . .                                  | 273    | 202      | 40       | 147    | 78       | 40    | 137     | 25     | 210         | 52      | 368     | 28      |
| RENTED OR SOLD, AWAITING OCCUPANCY . . . . .        | 4      | 14       | 9        | 17     | 3        | 1     | 13      | 12     | 11          | 3       | 88      | 1       |
| HELD FOR OCCASIONAL USE . . . . .                   | 112    | 25       | 7        | 41     | 11       | 25    | 32      | 39     | 4           | 15      | 19      | 9       |
| HELD FOR OTHER REASONS . . . . .                    | 72     | 118      | 18       | 117    | 27       | 25    | 105     | 98     | 28          | 18      | 122     | 135     |
| DILAPIDATED . . . . .                               | 76     | 49       | 15       | 111    | 11       | 9     | 106     | 36     | 31          | 12      | 45      | 54      |
| SEASONAL . . . . .                                  | 808    | 196      | 38       | 600    | 167      | 85    | 357     | 438    | 32          | 325     | 235     | 171     |
| CONDITION AND PLUMBING                              |        |          |          |        |          |       |         |        |             |         |         |         |
| ALL UNITS . . . . .                                 | 7 727  | 4 063    | 1 931    | 5 684  | 2 337    | 1 578 | 7 949   | 4 309  | 2 329       | 2 167   | 19 236  | 2 923   |
| SOUND . . . . .                                     | 6 245  | 3 018    | 1 422    | 4 331  | 1 888    | 1 346 | 6 120   | 3 332  | 1 639       | 1 672   | 16 856  | 2 138   |
| WITH ALL PLUMBING FACILITIES . . . . .              | 5 499  | 2 640    | 1 280    | 3 688  | 1 659    | 990   | 5 284   | 2 887  | 1 348       | 1 446   | 16 182  | 1 901   |
| LACKING ONLY HOT WATER . . . . .                    | 12     | 23       | 8        | 20     | 4        | 11    | 37      | 11     | 4           | 4       | 25      | 4       |
| LACKING OTHER PLUMBING FACILITIES . . . . .         | 734    | 355      | 134      | 623    | 225      | 345   | 799     | 434    | 287         | 222     | 649     | 233     |
| DETERIORATING . . . . .                             | 1 249  | 849      | 337      | 938    | 372      | 178   | 1 320   | 811    | 581         | 295     | 1 903   | 598     |
| WITH ALL PLUMBING FACILITIES . . . . .              | 777    | 466      | 224      | 665    | 197      | 61    | 727     | 351    | 354         | 188     | 1 419   | 371     |
| LACKING ONLY HOT WATER . . . . .                    | 8      | 12       | 6        | ...    | 8        | 4     | ...     | 16     | 11          | 3       | 9       | ...     |
| LACKING OTHER PLUMBING FACILITIES . . . . .         | 464    | 371      | 107      | 273    | 167      | 113   | 593     | 444    | 216         | 104     | 475     | 227     |
| DILAPIDATED . . . . .                               | 233    | 196      | 172      | 415    | 77       | 54    | 509     | 166    | 109         | 200     | 477     | 187     |
| VACANT AVAILABLE FOR SALE . . . . .                 | 46     | 24       | 7        | 24     | 10       | 9     | 57      | 19     | 10          | 12      | 111     | 24      |
| WITH ALL PLUMBING FACILITIES . . . . .              | 43     | 16       | 3        | 19     | 10       | 4     | 40      | 14     | 7           | 10      | 103     | 16      |
| VACANT AVAILABLE FOR RENT . . . . .                 | 273    | 202      | 40       | 147    | 78       | 40    | 137     | 25     | 210         | 52      | 368     | 28      |
| WITH ALL PLUMBING FACILITIES . . . . .              | 242    | 164      | 36       | 113    | 60       | 29    | 105     | 20     | 112         | 46      | 349     | 17      |
| ALL HOUSING UNITS. . . . .                          | 7 727  | 4 063    | 1 931    | 5 684  | 2 337    | 1 578 | 7 949   | 4 309  | 2 329       | 2 167   | 19 236  | 2 923   |
| WATER SUPPLY  |        |          |          |        |          |       |         |        |             |         |         |         |
| HOT AND COLD PIPED WATER INSIDE STRUCTURE . . . . . | 6 604  | 3 424    | 1 630    | 4 846  | 2 033    | 1 142 | 6 422   | 3 454  | 1 946       | 1 806   | 18 677  | 2 523   |
| ONLY COLD PIPED WATER INSIDE STRUCTURE . . . . .    | 213    | 199      | 70       | 300    | 66       | 100   | 223     | 289    | 217         | 110     | 304     | 98      |
| PIPED WATER OUTSIDE STRUCTURE . . . . .             | 51     | 38       | 21       | 54     | 12       | 41    | 95      | 68     | 28          | 46      | 34      | 77      |
| NO PIPED WATER . . . . .                            | 859    | 402      | 210      | 484    | 226      | 295   | 1 209   | 498    | 138         | 205     | 221     | 225     |
| TOILET FACILITIES                                   |        |          |          |        |          |       |         |        |             |         |         |         |
| FLUSH TOILET, EXCLUSIVE USE . . . . .               | 6 496  | 3 210    | 1 620    | 4 646  | 1 943    | 1 101 | 6 241   | 3 362  | 1 838       | 1 711   | 18 033  | 2 353   |
| FLUSH TOILET, SHARED . . . . .                      | 131    | 100      | 10       | 216    | 31       | 26    | 106     | 52     | 216         | 98      | 773     | 65      |
| OTHER TOILET FACILITIES OR NONE . . . . .           | 1 100  | 753      | 301      | 822    | 363      | 451   | 1 602   | 895    | 275         | 358     | 430     | 505     |
| BATHING FACILITIES                                  |        |          |          |        |          |       |         |        |             |         |         |         |
| BATHTUB OR SHOWER, EXCLUSIVE USE . . . . .          | 6 426  | 3 202    | 1 608    | 4 601  | 1 945    | 1 080 | 6 185   | 3 317  | 1 750       | 1 691   | 17 934  | 2 344   |
| BATHTUB OR SHOWER, SHARED . . . . .                 | 147    | 109      | 15       | 174    | 36       | 29    | 119     | 56     | 226         | 107     | 765     | 65      |
| NO BATHTUB OR SHOWER . . . . .                      | 1 154  | 752      | 308      | 909    | 356      | 469   | 1 645   | 936    | 353         | 369     | 537     | 514     |
| ROOMS   |        |          |          |        |          |       |         |        |             |         |         |         |
| 1 ROOM . . . . .                                    | 540    | 84       | 63       | 461    | 46       | 96    | 449     | 51     | 224         | 153     | 699     | 102     |
| 2 ROOMS . . . . .                                   | 592    | 192      | 194      | 523    | 139      | 125   | 651     | 313    | 266         | 216     | 1 024   | 170     |
| 3 ROOMS . . . . .                                   | 1 666  | 508      | 303      | 879    | 389      | 230   | 1 269   | 709    | 323         | 312     | 3 598   | 391     |
| 4 ROOMS . . . . .                                   | 1 667  | 1 201    | 501      | 1 417  | 553      | 441   | 2 400   | 1 156  | 655         | 488     | 5 310   | 722     |
| 5 ROOMS . . . . .                                   | 1 501  | 954      | 393      | 1 204  | 582      | 255   | 1 736   | 877    | 437         | 421     | 4 439   | 690     |
| 6 ROOMS . . . . .                                   | 873    | 644      | 252      | 671    | 314      | 203   | 842     | 596    | 223         | 282     | 2 037   | 433     |
| 7 ROOMS . . . . .                                   | 406    | 241      | 107      | 284    | 153      | 119   | 345     | 278    | 109         | 154     | 1 071   | 247     |
| 8 ROOMS OR MORE . . . . .                           | 482    | 239      | 118      | 245    | 161      | 109   | 257     | 329    | 92          | 141     | 1 058   | 168     |
| MEDIAN: . . . . .                                   | 4.1    | 4.5      | 4.3      | 4.2    | 4.6      | 4.3   | 4.2     | 4.4    | 4.0         | 4.3     | 4.3     | 4.6     |
| OWNER OCCUPIED . . . . .                            | 5.1    | 5.0      | 4.7      | 4.9    | 5.0      | 4.6   | 4.4     | 5.0    | 4.7         | 5.0     | 4.9     | 5.1     |
| RENTER OCCUPIED . . . . .                           | 3.4    | 4.2      | 3.6      | 3.8    | 4.2      | 3.9   | 3.9     | 4.1    | 3.7         | 4.0     | 3.6     | 3.8     |
| UNITS IN STRUCTURE                                  |        |          |          |        |          |       |         |        |             |         |         |         |
| 1 . . . . .   | 5 271  | 3 700    | 1 504    | 4 688  | 1 922    | 1 363 | 5 830   | 3 836  | 1 742       | 1 942   | 12 466  | 2 430   |
| 2 . . . . .   | 944    | 148      | 81       | 332    | 121      | 23    | 471     | 202    | 112         | 52      | 2 150   | 107     |
| 3 AND 4 . . . . .                                   | 827    | 27       | 24       | 192    | 72       | 10    | 245     | 161    | 70          | 18      | 1 785   | 69      |
| 5 TO 9 . . . . .                                    | 303    | 38       | 68       | 123    | 45       | 15    | 181     | 39     | 84          | 17      | 754     | 59      |
| 10 OR MORE . . . . .                                | 148    | 70       | 34       | 44     | 47       | 22    | 185     | 15     | 215         | 45      | 926     | 63      |
| TRAILER: ON PERMANENT FOUNDATION . . . . .          | 24     | 4        | 8        | 41     | 17       | ...   | 32      | 4      | 8           | 8       | 69      | ...     |
| MOBILE . . . . .                                    | 210    | 76       | 212      | 264    | 113      | 145   | 1 005   | 52     | 98          | 85      | 1 086   | 195     |
| YEAR STRUCTURE BUILT                                |        |          |          |        |          |       |         |        |             |         |         |         |
| 1959 TO MARCH 1960 . . . . .                        | 513    | 56       | 96       | 161    | 81       | 54    | 536     | 93     | 104         | 61      | 1 146   | 94      |
| 1955 TO 1958 . . . . .                              | 1 054  | 211      | 153      | 451    | 248      | 245   | 1 200   | 265    | 179         | 186     | 2 449   | 239     |
| 1950 TO 1954 . . . . .                              | 1 054  | 373      | 153      | 584    | 174      | 182   | 1 207   | 495    | 267         | 202     | 3 194   | 244     |
| 1940 TO 1949 . . . . .                              | 963    | 730      | 259      | 685    | 225      | 179   | 1 627   | 698    | 349         | 360     | 3 148   | 462     |
| 1930 TO 1939 . . . . .                              | 1 088  | 516      | 428      | 776    | 298      | 197   | 1 024   | 944    | 244         | 283     | 2 446   | 369     |
| 1929 OR EARLIER . . . . .                           | 3 055  | 2 177    | 842      | 3 027  | 1 311    | 721   | 2 355   | 1 814  | 1 186       | 1 075   | 6 853   | 1 515   |
| BASEMENT  |        |          |          |        |          |       |         |        |             |         |         |         |
| BASEMENT . . . . .                                  | 3 822  | 1 854    | 1 198    | 2 074  | 1 244    | 663   | 2 252   | 2 185  | 1 078       | 1 121   | 13 099  | 1 675   |
| CONCRETE SLAB . . . . .                             | 1 553  | 350      | 132      | 1 282  | 293      | 20    | 892     | 199    | 252         | 455     | 1 949   | 217     |
| OTHER . . . . .                                     | 2 752  | 1 859    | 601      | 2 328  | 800      | 895   | 4 805   | 1 925  | 999         | 591     | 4 188   | 1 031   |

Table 28.—TENURE, VACANCY STATUS, CONDITION AND PLUMBING FACILITIES, AND STRUCTURAL CHARACTERISTICS, FOR ELECTION DISTRICTS: 1960—Con.

[Some data based on sample; see text. Median not shown where base is less than 200]

Tenure by Color,  
Vacancy Status  
Condition & Plumb.  
Water Supply  
Toilet Facilities  
Bathing Facilities

Rooms  
Units in Structure  
Trailer  
Year Structure  
Built  
Basement

| SUBJECT   | NATRONA | NIORBARA | PARK  | PLATTE | SHERIDAN | SUBLETTE | SWEET-WATER | TETON | UINTA | WASHAKIE | WESTON | YELLOW-STONE NATIONAL PARK (PART) |
|---|---------|----------|-------|--------|----------|----------|-------------|-------|-------|----------|--------|-----------------------------------|
| ALL HOUSING UNITS. . . . .                          | 16 690  | 1 553    | 5 691 | 2 631  | 6 918    | 1 537    | 6 470       | 1 516 | 2 125 | 2 958    | 2 535  | 239                               |
| TENURE, COLOR, AND VACANCY STATUS                   |         |          |       |        |          |          |             |       |       |          |        |                                   |
| OCCUPIED . . . . .                                  | 15 195  | 1 296    | 4 962 | 2 294  | 5 979    | 1 136    | 5 525       | 960   | 1 998 | 2 510    | 2 337  | 120                               |
| OWNER OCCUPIED . . . . .                            | 10 020  | 859      | 3 067 | 1 415  | 4 091    | 715      | 3 011       | 593   | 1 384 | 1 481    | 1 512  | 4                                 |
| WHITE . . . . .                                     | 9 943   | 859      | 3 054 | 1 415  | 4 074    | 715      | 2 985       | 589   | 1 380 | 1 456    | 1 512  | 4                                 |
| NONWHITE . . . . .                                  | 77      | ...      | 13    | ...    | 17       | ...      | 26          | 4     | 4     | 25       | ...    | ...                               |
| RENTER OCCUPIED . . . . .                           | 5 175   | 437      | 1 895 | 879    | 1 888    | 421      | 2 514       | 367   | 614   | 1 029    | 825    | 116                               |
| WHITE . . . . .                                     | 5 069   | 433      | 1 884 | 879    | 1 872    | 421      | 2 458       | 367   | 607   | 1 013    | 805    | 116                               |
| NONWHITE . . . . .                                  | 106     | 4        | 11    | ...    | 16       | ...      | 56          | ...   | 7     | 16       | 20     | ...                               |
| VACANT . . . . .                                    | 1 495   | 257      | 729   | 337    | 939      | 401      | 945         | 556   | 127   | 448      | 198    | 119                               |
| YEAR ROUND . . . . .                                | 1 180   | 181      | 404   | 212    | 535      | 61       | 842         | 102   | 88    | 245      | 140    | 17                                |
| SOUND OR DETERIORATING . . . . .                    | 1 103   | 159      | 383   | 182    | 363      | 42       | 578         | 81    | 69    | 210      | 105    | 17                                |
| AVAILABLE . . . . .                                 | 851     | 68       | 263   | 103    | 218      | 14       | 293         | 30    | 33    | 145      | 48     | 8                                 |
| FOR SALE ONLY . . . . .                             | 196     | 16       | 27    | 21     | 45       | 7        | 51          | 3     | 4     | 14       | 12     | ...                               |
| FOR RENT . . . . .                                  | 655     | 52       | 236   | 82     | 173      | 7        | 242         | 27    | 29    | 131      | 36     | 8                                 |
| RENTED OR SOLD, AWAITING OCCUPANCY . . . . .        | 60      | 2        | 31    | 36     | 12       | 2        | 51          | ...   | 11    | 5        | 6      | 7                                 |
| HELD FOR OCCASIONAL USE . . . . .                   | 47      | 18       | 31    | 17     | 16       | 9        | 12          | 21    | 2     | 23       | 13     | 1                                 |
| HELD FOR OTHER REASONS . . . . .                    | 145     | 71       | 58    | 26     | 117      | 17       | 222         | 30    | 23    | 37       | 38     | 1                                 |
| DILAPIDATED . . . . .                               | 77      | 22       | 21    | 30     | 172      | 19       | 264         | 21    | 19    | 35       | 35     | ...                               |
| SEASONAL . . . . .                                  | 315     | 76       | 325   | 125    | 404      | 340      | 103         | 454   | 39    | 203      | 58     | 102                               |
| CONDITION AND PLUMBING                              |         |          |       |        |          |          |             |       |       |          |        |                                   |
| ALL UNITS . . . . .                                 | 16 690  | 1 553    | 5 691 | 2 631  | 6 918    | 1 537    | 6 470       | 1 516 | 2 113 | 2 958    | 2 535  | 239                               |
| SOUND . . . . .                                     | 14 055  | 1 304    | 4 836 | 1 915  | 4 566    | 1 348    | 4 350       | 1 289 | 1 494 | 2 359    | 1 913  | 219                               |
| WITH ALL PLUMBING FACILITIES . . . . .              | 13 337  | 1 069    | 4 469 | 1 717  | 4 278    | 1 092    | 4 075       | 1 143 | 1 365 | 2 119    | 1 723  | 178                               |
| LACKING ONLY HOT WATER . . . . .                    | 26      | 8        | 8     | 8      | 23       | 4        | 8           | 16    | ...   | 4        | 8      | ...                               |
| LACKING OTHER PLUMBING FACILITIES . . . . .         | 692     | 227      | 359   | 190    | 265      | 252      | 267         | 130   | 129   | 216      | 182    | 41                                |
| DETERIORATING . . . . .                             | 2 146   | 208      | 759   | 593    | 1 835    | 132      | 1 570       | 171   | 460   | 423      | 420    | 16                                |
| WITH ALL PLUMBING FACILITIES . . . . .              | 1 504   | 121      | 389   | 349    | 1 441    | 35       | 1 226       | 82    | 380   | 263      | 299    | ...                               |
| LACKING ONLY HOT WATER . . . . .                    | 36      | 9        | 16    | 26     | 8        | ...      | 17          | ...   | ...   | 4        | 8      | ...                               |
| LACKING OTHER PLUMBING FACILITIES . . . . .         | 606     | 78       | 354   | 218    | 386      | 97       | 327         | 89    | 80    | 156      | 113    | 16                                |
| DILAPIDATED . . . . .                               | 489     | 41       | 96    | 123    | 517      | 57       | 550         | 56    | 159   | 196      | 202    | 4                                 |
| VACANT AVAILABLE FOR SALE . . . . .                 | 196     | 16       | 27    | 21     | 45       | 7        | 51          | 3     | 4     | 14       | 12     | ...                               |
| WITH ALL PLUMBING FACILITIES . . . . .              | 189     | 10       | 21    | 12     | 39       | 4        | 41          | 2     | 3     | 12       | 10     | ...                               |
| VACANT AVAILABLE FOR RENT . . . . .                 | 655     | 52       | 236   | 82     | 173      | 7        | 242         | 27    | 29    | 131      | 36     | 8                                 |
| WITH ALL PLUMBING FACILITIES . . . . .              | 500     | 42       | 164   | 40     | 110      | 7        | 218         | 16    | 20    | 120      | 24     | 7                                 |
| ALL HOUSING UNITS. . . . .                          | 16 690  | 1 553    | 5 691 | 2 631  | 6 918    | 1 537    | 6 470       | 1 516 | 2 125 | 2 958    | 2 535  | 239                               |
| WATER SUPPLY  |         |          |       |        |          |          |             |       |       |          |        |                                   |
| HOT AND COLD PIPED WATER INSIDE STRUCTURE . . . . . | 15 640  | 1 287    | 5 033 | 2 246  | 6 232    | 1 179    | 5 702       | 1 273 | 1 954 | 2 518    | 2 238  | 178                               |
| ONLY COLD PIPED WATER INSIDE STRUCTURE . . . . .    | 488     | 119      | 156   | 188    | 231      | 65       | 237         | 86    | 58    | 127      | 120    | 13                                |
| PIPED WATER OUTSIDE STRUCTURE . . . . .             | 41      | 13       | 53    | 52     | 55       | 46       | 32          | 44    | 4     | 74       | 12     | ...                               |
| NO PIPED WATER . . . . .                            | 521     | 134      | 449   | 145    | 400      | 247      | 499         | 113   | 97    | 239      | 165    | 48                                |
| TOILET FACILITIES                                   |         |          |       |        |          |          |             |       |       |          |        |                                   |
| FLUSH TOILET, EXCLUSIVE USE . . . . .               | 15 197  | 1 248    | 4 932 | 2 227  | 6 004    | 1 157    | 5 658       | 1 257 | 1 870 | 2 441    | 2 188  | 178                               |
| FLUSH TOILET, SHARED . . . . .                      | 700     | 35       | 101   | 36     | 244      | 31       | 115         | 68    | 36    | 111      | 58     | 5                                 |
| OTHER TOILET FACILITIES OR NONE . . . . .           | 793     | 270      | 658   | 368    | 670      | 349      | 697         | 191   | 207   | 406      | 289    | 56                                |
| BATHING FACILITIES                                  |         |          |       |        |          |          |             |       |       |          |        |                                   |
| BATHTUB OR SHOWER, EXCLUSIVE USE . . . . .          | 15 091  | 1 231    | 4 899 | 2 141  | 5 976    | 1 146    | 5 548       | 1 261 | 1 847 | 2 426    | 2 176  | 178                               |
| BATHTUB OR SHOWER, SHARED . . . . .                 | 762     | 39       | 101   | 35     | 252      | 35       | 103         | 68    | 48    | 106      | 63     | 5                                 |
| NO BATHTUB OR SHOWER . . . . .                      | 837     | 283      | 691   | 455    | 690      | 356      | 819         | 187   | 218   | 426      | 296    | 56                                |
| ROOMS   |         |          |       |        |          |          |             |       |       |          |        |                                   |
| 1 ROOM . . . . .                                    | 755     | 73       | 267   | 70     | 166      | 196      | 244         | 165   | 62    | 182      | 136    | 57                                |
| 2 ROOMS . . . . .                                   | 939     | 100      | 351   | 75     | 384      | 178      | 475         | 217   | 121   | 231      | 191    | 46                                |
| 3 ROOMS . . . . .                                   | 2 513   | 200      | 836   | 363    | 1 197    | 225      | 1 264       | 304   | 279   | 415      | 447    | 32                                |
| 4 ROOMS . . . . .                                   | 4 337   | 408      | 1 476 | 754    | 1 780    | 390      | 2 152       | 310   | 525   | 735      | 755    | 48                                |
| 5 ROOMS . . . . .                                   | 4 154   | 391      | 1 342 | 596    | 1 521    | 288      | 1 384       | 249   | 577   | 706      | 520    | 24                                |
| 6 ROOMS . . . . .                                   | 2 171   | 176      | 708   | 397    | 945      | 107      | 528         | 108   | 379   | 351      | 286    | 4                                 |
| 7 ROOMS . . . . .                                   | 925     | 99       | 423   | 176    | 464      | 48       | 243         | 75    | 91    | 163      | 110    | 16                                |
| 8 ROOMS OR MORE . . . . .                           | 896     | 106      | 287   | 200    | 461      | 105      | 180         | 88    | 79    | 175      | 90     | 12                                |
| MEDIAN: . . . . .                                   | 4.5     | 4.5      | 4.4   | 4.6    | 4.5      | 3.9      | 4.1         | 3.7   | 4.6   | 4.4      | 4.2    | 3.0                               |
| ALL UNITS . . . . .                                 | 5.0     | 4.9      | 5.0   | 5.0    | 5.0      | 4.6      | 4.7         | 4.7   | 5.0   | 4.9      | 4.5    | ...                               |
| OWNER OCCUPIED . . . . .                            | 3.6     | 4.1      | 4.0   | 4.2    | 3.9      | 3.9      | 3.7         | 3.7   | 3.7   | 4.1      | 3.7    | ...                               |
| RENTER OCCUPIED . . . . .                           | 3.6     | 4.1      | 4.0   | 4.2    | 3.9      | 3.9      | 3.7         | 3.7   | 3.7   | 4.1      | 3.7    | ...                               |
| UNITS IN STRUCTURE                                  |         |          |       |        |          |          |             |       |       |          |        |                                   |
| 1 . . . . .   | 12 377  | 1 360    | 4 906 | 2 421  | 5 844    | 1 200    | 5 332       | 1 367 | 1 705 | 2 380    | 2 010  | 119                               |
| 2 . . . . .   | 1 273   | 53       | 225   | 47     | 273      | ...      | 471         | 36    | 112   | 248      | 89     | 24                                |
| 3 AND 4 . . . . .                                   | 675     | 30       | 149   | 52     | 272      | 15       | 218         | 10    | 107   | 104      | 8      | 25                                |
| 5 TO 9 . . . . .                                    | 582     | 8        | 120   | 10     | 287      | ...      | 97          | ...   | 74    | 21       | 14     | 44                                |
| 10 OR MORE . . . . .                                | 958     | 42       | 79    | 37     | 129      | 88       | 106         | 35    | 36    | 30       | 89     | 15                                |
| TRAILER: . . . . .                                  | 105     | 4        | 7     | 4      | 22       | ...      | 25          | 20    | 8     | 25       | 20     | 8                                 |
| ON PERMANENT FOUNDATION . . . . .                   | 720     | 56       | 205   | 60     | 91       | 234      | 221         | 48    | 67    | 150      | 305    | 4                                 |
| MOBILE . . . . .                                    |         |          |       |        |          |          |             |       |       |          |        |                                   |
| YEAR STRUCTURE BUILT                                |         |          |       |        |          |          |             |       |       |          |        |                                   |
| 1959 TO MARCH 1960 . . . . .                        | 1 170   | 21       | 153   | 34     | 111      | 87       | 104         | 60    | 44    | 93       | 64     | 16                                |
| 1955 TO 1958 . . . . .                              | 2 571   | 54       | 533   | 146    | 398      | 322      | 345         | 256   | 114   | 352      | 270    | 41                                |
| 1950 TO 1954 . . . . .                              | 3 254   | 128      | 710   | 215    | 563      | 200      | 572         | 253   | 160   | 624      | 622    | 12                                |
| 1940 TO 1949 . . . . .                              | 2 000   | 206      | 1 503 | 377    | 796      | 248      | 817         | 298   | 216   | 543      | 361    | 8                                 |
| 1930 TO 1939 . . . . .                              | 1 641   | 254      | 812   | 413    | 767      | 239      | 920         | 366   | 235   | 542      | 319    | 49                                |
| 1929 OR EARLIER . . . . .                           | 6 054   | 890      | 1 980 | 1 446  | 4 283    | 441      | 3 712       | 283   | 1 344 | 804      | 899    | 113                               |
| BASEMENT  |         |          |       |        |          |          |             |       |       |          |        |                                   |
| BASEMENT . . . . .                                  | 8 022   | 811      | 2 342 | 1 446  | 3 972    | 209      | 3 647       | 408   | 881   | 1 311    | 1 067  | 73                                |
| CONCRETE SLAB . . . . .                             | 1 659   | 259      | 822   | 313    | 274      | 176      | 737         | 592   | 419   | 282      | 173    | ...                               |
| OTHER . . . . .                                     | 7 009   | 483      | 2 527 | 872    | 2 672    | 1 152    | 2 086       | 516   | 809   | 1 365    | 1 295  | 166                               |

Table 29.—OCCUPANCY CHARACTERISTICS, HEATING EQUIPMENT, AND TYPE OF FUEL, FOR COUNTIES: 1960

[Based on sample; see text. Median not shown where base is less than 200]

Heating Equipment  
Population  
Persons  
Persons per  
Room  
Year Moved into  
Unit  
Heating Fuel  
Water Heating Fuel  
Cooking Fuel

| SUBJECT                                      | ALBANY | SIG HORN | CAMPBELL | CARBON | CONVERSE | CROOK | FREMONT | GOSHEN | HOT SPRINGS | JOHNSON | LARAMIE | LINCOLN |
|--|--------|----------|----------|--------|----------|-------|---------|--------|-------------|---------|---------|---------|
| ALL HOUSING UNITS . . . . .                  | 7 727  | 4 063    | 1 931    | 5 684  | 2 337    | 1 578 | 7 949   | 4 309  | 2 329       | 2 167   | 19 236  | 2 923   |
| HEATING EQUIPMENT                            |        |          |          |        |          |       |         |        |             |         |         |         |
| STEAM OR HOT WATER . . . . .                 | 897    | 152      | 110      | 426    | 223      | 21    | 417     | 81     | 196         | 158     | 2 358   | 370     |
| WARM AIR FURNACE . . . . .                   | 2 995  | 927      | 679      | 1 632  | 612      | 331   | 1 989   | 1 334  | 595         | 665     | 10 947  | 1 003   |
| FLOOR, WALL, OR PIPELESS FURNACE . . . . .   | 658    | 973      | 433      | 706    | 326      | 101   | 1 276   | 615    | 449         | 209     | 1 979   | 189     |
| BUILT-IN ELECTRIC UNITS . . . . .            | 11     | ..       | 8        | 40     | ..       | 4     | 33      | 19     | ..          | 4       | 10      | 36      |
| OTHER MEANS WITH FLUE . . . . .              | 3 108  | 1 886    | 661      | 2 745  | 1 160    | 1 084 | 4 123   | 1 956  | 1 049       | 994     | 3 842   | 1 298   |
| OTHER MEANS WITHOUT FLUE . . . . .           | 50     | 109      | 28       | 75     | 12       | 34    | 89      | 87     | 28          | 120     | 71      | 17      |
| NONE . . . . .                               | 8      | 16       | 12       | 60     | 4        | 3     | 22      | 217    | 12          | 17      | 29      | 10      |
| POPULATION                                   |        |          |          |        |          |       |         |        |             |         |         |         |
| POPULATION IN HOUSING UNITS, 1960 . . . . .  | 19 731 | 12 117   | 5 854    | 15 206 | 6 592    | 4 530 | 26 161  | 12 102 | 6 421       | 5 776   | 59 781  | 9 500   |
| PER OCCUPIED UNIT . . . . .                  | 3.1    | 3.5      | 3.3      | 3.3    | 3.2      | 3.3   | 3.7     | 3.3    | 3.2         | 3.3     | 3.3     | 3.8     |
| OWNER . . . . .                              | 3.3    | 3.5      | 3.2      | 3.4    | 3.1      | 3.3   | 3.7     | 3.1    | 3.4         | 3.5     | 3.4     | 4.0     |
| RENTER . . . . .                             | 2.9    | 3.5      | 3.3      | 3.1    | 3.5      | 3.2   | 3.5     | 3.6    | 3.0         | 3.1     | 3.1     | 3.3     |
| POPULATION IN DWELLING UNITS, 1950 . . . . . | 17 130 | 12 987   | 4 789    | 14 901 | 5 844    | 4 677 | 18 757  | 12 490 | 5 200       | 4 555   | 40 952  | 8 314   |
| PER OCCUPIED UNIT . . . . .                  | 3.2    | 3.6      | 3.2      | 3.2    | 3.2      | 3.3   | 3.4     | 3.5    | 3.2         | 3.1     | 3.2     | 3.6     |
| ALL OCCUPIED UNITS . . . . .                 | 6 336  | 3 435    | 1 797    | 4 627  | 2 030    | 1 384 | 7 142   | 3 642  | 2 003       | 1 730   | 18 248  | 2 501   |
| PERSONS                                      |        |          |          |        |          |       |         |        |             |         |         |         |
| 1 PERSON . . . . .                           | 1 008  | 448      | 263      | 783    | 314      | 176   | 865     | 433    | 375         | 276     | 2 321   | 348     |
| 2 PERSONS . . . . .                          | 1 861  | 943      | 515      | 1 215  | 585      | 382   | 1 609   | 1 034  | 501         | 492     | 5 005   | 536     |
| 3 PERSONS . . . . .                          | 1 200  | 522      | 319      | 749    | 358      | 255   | 1 199   | 708    | 326         | 262     | 3 537   | 330     |
| 4 PERSONS . . . . .                          | 1 035  | 569      | 254      | 736    | 307      | 283   | 1 335   | 608    | 341         | 253     | 3 277   | 390     |
| 5 PERSONS . . . . .                          | 668    | 384      | 238      | 616    | 230      | 145   | 1 001   | 480    | 224         | 199     | 2 364   | 372     |
| 6 PERSONS . . . . .                          | 305    | 297      | 111      | 275    | 98       | 84    | 533     | 199    | 150         | 120     | 944     | 298     |
| 7 PERSONS . . . . .                          | 136    | 92       | 69       | 112    | 82       | 34    | 258     | 105    | 46          | 56      | 439     | 93      |
| 8 PERSONS OR MORE . . . . .                  | 123    | 180      | 28       | 141    | 56       | 25    | 342     | 75     | 40          | 72      | 361     | 134     |
| MEDIAN:                                      |        |          |          |        |          |       |         |        |             |         |         |         |
| ALL OCCUPIED . . . . .                       | 2.7    | 3.1      | 2.9      | 2.9    | 2.8      | 3.0   | 3.4     | 3.0    | 2.9         | 2.9     | 3.0     | 3.6     |
| OWNER . . . . .                              | 2.9    | 3.0      | 2.8      | 3.1    | 2.6      | 3.0   | 3.5     | 2.8    | 3.1         | 3.0     | 3.2     | 3.7     |
| RENTER . . . . .                             | 2.5    | 3.4      | 2.9      | 2.7    | 3.2      | 3.2   | 3.3     | 3.4    | 2.6         | 2.7     | 2.7     | 3.0     |
| PERSONS PER ROOM                             |        |          |          |        |          |       |         |        |             |         |         |         |
| 1.00 OR LESS . . . . .                       | 5 566  | 2 885    | 1 508    | 3 853  | 1 739    | 1 175 | 5 446   | 3 126  | 1 675       | 1 443   | 15 410  | 2 000   |
| 1.01 OR MORE . . . . .                       | 770    | 550      | 289      | 774    | 291      | 209   | 1 696   | 516    | 328         | 287     | 2 838   | 501     |
| YEAR MOVED INTO UNIT                         |        |          |          |        |          |       |         |        |             |         |         |         |
| OWNER OCCUPIED . . . . .                     |        |          |          |        |          |       |         |        |             |         |         |         |
| 1958 TO MARCH 1960 . . . . .                 | 3 648  | 2 379    | 1 146    | 2 585  | 1 300    | 981   | 4 745   | 2 274  | 1 146       | 1 141   | 10 377  | 1 802   |
| 1954 TO 1957 . . . . .                       | 882    | 330      | 292      | 593    | 309      | 232   | 1 644   | 469    | 276         | 225     | 3 483   | 300     |
| 1940 TO 1953 . . . . .                       | 945    | 521      | 168      | 621    | 236      | 177   | 1 123   | 484    | 302         | 269     | 2 591   | 370     |
| 1939 OR EARLIER . . . . .                    | 1 266  | 1 028    | 393      | 980    | 514      | 353   | 1 511   | 943    | 385         | 435     | 2 978   | 737     |
| RENTER OCCUPIED . . . . .                    | 555    | 502      | 293      | 391    | 241      | 219   | 467     | 378    | 183         | 212     | 1 325   | 395     |
| RENTER OCCUPIED . . . . .                    |        |          |          |        |          |       |         |        |             |         |         |         |
| 1958 TO MARCH 1960 . . . . .                 | 2 688  | 1 056    | 651      | 2 042  | 730      | 403   | 2 397   | 1 368  | 857         | 589     | 7 871   | 699     |
| 1954 TO 1957 . . . . .                       | 1 963  | 684      | 418      | 1 220  | 432      | 241   | 1 617   | 772    | 545         | 371     | 5 873   | 358     |
| 1940 TO 1953 . . . . .                       | 398    | 207      | 108      | 458    | 191      | 72    | 500     | 359    | 201         | 87      | 1 110   | 162     |
| 1939 OR EARLIER . . . . .                    | 288    | 140      | 95       | 300    | 89       | 66    | 233     | 177    | 95          | 114     | 742     | 125     |
| RENTER OCCUPIED . . . . .                    | 39     | 25       | 30       | 64     | 18       | 24    | 47      | 60     | 16          | 17      | 146     | 54      |
| HEATING FUEL                                 |        |          |          |        |          |       |         |        |             |         |         |         |
| UTILITY GAS . . . . .                        | 5 260  | 2 460    | 52       | 3 399  | 1 396    | 23    | 4 545   | 2 047  | 1 662       | 1 167   | 14 644  | 42      |
| FUEL OIL, KEROSENE, ETC. . . . .             | 312    | 244      | 232      | 197    | 81       | 454   | 569     | 328    | 46          | 72      | 1 318   | 533     |
| COAL OR COKE . . . . .                       | 336    | 332      | 807      | 401    | 263      | 362   | 926     | 169    | 183         | 211     | 874     | 1 590   |
| WOOD . . . . .                               | ..     | 172      | ..       | 115    | 68       | 65    | 248     | 99     | ..          | 21      | 21      | 38      |
| ELECTRICITY . . . . .                        | 19     | ..       | 18       | 24     | ..       | ..    | ..      | ..     | ..          | ..      | ..      | 18      |
| BOTTLED, TANK, OR LP GAS . . . . .           | 409    | 208      | 688      | 445    | 222      | 480   | 819     | 999    | 112         | 259     | 1 285   | 256     |
| OTHER FUEL . . . . .                         | ..     | 19       | ..       | 46     | ..       | ..    | ..      | ..     | ..          | ..      | 106     | 24      |
| NONE . . . . .                               | ..     | ..       | ..       | ..     | ..       | ..    | 35      | ..     | ..          | ..      | ..      | ..      |
| WATER HEATING FUEL                           |        |          |          |        |          |       |         |        |             |         |         |         |
| UTILITY GAS . . . . .                        | 4 926  | 2 277    | 115      | 3 188  | 1 334    | 88    | 3 987   | 2 028  | 1 493       | 1 071   | 14 229  | 43      |
| ELECTRICITY . . . . .                        | 702    | 392      | 256      | 580    | 209      | 278   | 1 262   | 433    | 135         | 219     | 2 209   | 1 372   |
| COAL OR COKE . . . . .                       | 87     | 19       | 91       | 108    | 62       | 18    | 39      | 19     | 25          | 60      | 103     | 550     |
| WOOD . . . . .                               | ..     | 20       | ..       | ..     | ..       | 17    | 59      | ..     | ..          | ..      | 42      | ..      |
| BOTTLED, TANK, OR LP GAS . . . . .           | 267    | 152      | 1 007    | 451    | 224      | 637   | 787     | 748    | 92          | 210     | 1 073   | 289     |
| FUEL OIL, KEROSENE, ETC. . . . .             | ..     | 54       | 86       | ..     | ..       | 47    | 20      | 23     | ..          | ..      | 21      | ..      |
| OTHER FUEL . . . . .                         | ..     | ..       | ..       | 22     | ..       | ..    | ..      | ..     | ..          | ..      | 85      | ..      |
| NONE . . . . .                               | 354    | 521      | 242      | 278    | 201      | 299   | 988     | 391    | 258         | 170     | 486     | 247     |
| COOKING FUEL                                 |        |          |          |        |          |       |         |        |             |         |         |         |
| UTILITY GAS . . . . .                        | 2 752  | 1 915    | 73       | 1 991  | 941      | 111   | 3 296   | 1 586  | 1 171       | 681     | 9 359   | 92      |
| ELECTRICITY . . . . .                        | 2 841  | 939      | 421      | 1 819  | 627      | 263   | 2 068   | 1 160  | 624         | 756     | 6 499   | 1 511   |
| BOTTLED, TANK, OR LP GAS . . . . .           | 520    | 468      | 1 241    | 602    | 276      | 857   | 1 227   | 759    | 123         | 208     | 1 754   | 366     |
| FUEL OIL, KEROSENE, ETC. . . . .             | 18     | ..       | ..       | ..     | ..       | ..    | ..      | ..     | ..          | ..      | ..      | ..      |
| COAL OR COKE . . . . .                       | 143    | 36       | 62       | 110    | 125      | 71    | 335     | 57     | 45          | 43      | 209     | 496     |
| WOOD . . . . .                               | 21     | ..       | ..       | 47     | 43       | 82    | 176     | 80     | ..          | 42      | 42      | 36      |
| OTHER FUEL . . . . .                         | ..     | ..       | ..       | 22     | ..       | ..    | ..      | ..     | ..          | ..      | 22      | ..      |
| NONE . . . . .                               | 41     | 39       | ..       | 36     | 18       | ..    | 40      | ..     | 40          | ..      | 363     | ..      |



Table 30.—FINANCIAL CHARACTERISTICS AND SELECTED EQUIPMENT, FOR COUNTIES: 1960  
 [Based on sample; see text. Median not shown where base is less than 200; plus (+), or minus (-) after number indicates median above or below that number]

Clothes Washing Machine  
 Clothes Dryer  
 Home Food Freezer  
 Telephone Avail.  
 Automobiles Avail.  
 Air Conditioning  
 Television Sets  
 Radio Sets  
 Value  
 Gross Rent  
 Contract Rent

| SUBJECT                               | ALBANY | BIG HORN | CAMPBELL | CARBON | CONVERSE | CROOK | FREMONT | GOSHEN | HOT SPRINGS | JOHNSON | LARAMIE | LINCOLN |
|---------------------------------------|--------|----------|----------|--------|----------|-------|---------|--------|-------------|---------|---------|---------|
| ALL OCCUPIED UNITS . . . . .          | 6 336  | 3 435    | 1 797    | 4 627  | 2 030    | 1 384 | 7 142   | 3 642  | 2 003       | 1 730   | 18 248  | 2 501   |
| CLOTHES WASHING MACHINE               |        |          |          |        |          |       |         |        |             |         |         |         |
| WRINGER OR SPINNER . . . . .          | 2 019  | 1 490    | 612      | 1 550  | 880      | 669   | 2 379   | 1 627  | 820         | 505     | 6 094   | 1 301   |
| AUTOMATIC OR SEMI-AUTOMATIC . . . . . | 2 794  | 1 451    | 690      | 1 779  | 860      | 420   | 2 977   | 1 599  | 581         | 955     | 7 014   | 795     |
| WASHER-DRYER COMBINATION . . . . .    | 141    | 96       | 40       | 226    | ...      | ...   | 70      | ...    | 64          | ...     | 143     | 37      |
| NONE . . . . .                        | 1 382  | 398      | 455      | 1 072  | 290      | 295   | 1 716   | 416    | 538         | 270     | 4 997   | 368     |
| CLOTHES DRYER                         |        |          |          |        |          |       |         |        |             |         |         |         |
| GAS HEATED . . . . .                  | 160    | 93       | 83       | 168    | 43       | 64    | 126     | 180    | 46          | 76      | 567     | 62      |
| ELECTRICALLY HEATED . . . . .         | 1 766  | 486      | 282      | 985    | 481      | 205   | 1 123   | 459    | 332         | 240     | 3 646   | 366     |
| NONE . . . . .                        | 4 410  | 2 856    | 1 432    | 3 474  | 1 506    | 1 115 | 5 893   | 3 003  | 1 625       | 1 414   | 14 035  | 2 073   |
| HOME FOOD FREEZER                     |        |          |          |        |          |       |         |        |             |         |         |         |
| 1 OR MORE . . . . .                   | 1 842  | 1 716    | 820      | 1 798  | 1 137    | 782   | 2 604   | 1 144  | 834         | 947     | 4 442   | 954     |
| NONE . . . . .                        | 4 494  | 1 719    | 977      | 2 829  | 893      | 602   | 4 538   | 2 498  | 1 169       | 783     | 13 806  | 1 547   |
| TELEPHONE AVAILABLE                   |        |          |          |        |          |       |         |        |             |         |         |         |
| YES . . . . .                         | 5 111  | 2 764    | 1 164    | 3 307  | 1 478    | 755   | 4 666   | 2 600  | 1 431       | 1 316   | 14 924  | 1 810   |
| NO . . . . .                          | 1 225  | 671      | 633      | 1 320  | 552      | 629   | 2 476   | 1 042  | 572         | 414     | 3 324   | 691     |
| AUTOMOBILES AVAILABLE                 |        |          |          |        |          |       |         |        |             |         |         |         |
| 1 . . . . .                           | 3 200  | 2 029    | 978      | 2 235  | 1 010    | 624   | 4 731   | 2 556  | 1 198       | 1 064   | 9 658   | 1 548   |
| 2 . . . . .                           | 1 918  | 807      | 426      | 1 275  | 613      | 351   | 1 345   | 628    | 429         | 261     | 6 199   | 653     |
| 3 OR MORE . . . . .                   | 360    | 91       | 152      | 379    | 267      | 151   | 253     | 80     | 75          | 43      | 781     | 62      |
| NONE . . . . .                        | 858    | 508      | 241      | 738    | 140      | 258   | 813     | 378    | 301         | 362     | 1 610   | 238     |
| AIR CONDITIONING                      |        |          |          |        |          |       |         |        |             |         |         |         |
| ROOM UNIT:                            |        |          |          |        |          |       |         |        |             |         |         |         |
| 1 . . . . .                           | 36     | 188      | 36       | 84     | 35       | 46    | 349     | 40     | 302         | 55      | 143     | ...     |
| 2 OR MORE . . . . .                   | 20     | 129      | ...      | ...    | 37       | 24    | 59      | ...    | 64          | ...     | 102     | ...     |
| CENTRAL SYSTEM . . . . .              | ...    | 74       | 18       | ...    | 59       | ...   | 122     | 20     | 24          | 17      | 183     | 18      |
| NONE . . . . .                        | 6 280  | 3 044    | 1 743    | 4 543  | 1 899    | 1 314 | 6 612   | 3 582  | 1 613       | 1 658   | 17 820  | 2 483   |
| TELEVISION SETS                       |        |          |          |        |          |       |         |        |             |         |         |         |
| 1 . . . . .                           | 4 384  | 2 421    | 1 182    | 3 105  | 1 487    | 811   | 5 532   | 3 025  | 1 218       | 1 076   | 14 808  | 1 712   |
| 2 OR MORE . . . . .                   | 82     | 54       | ...      | 134    | 18       | ...   | 291     | 20     | 142         | 42      | 1 330   | ...     |
| NONE . . . . .                        | 1 870  | 960      | 615      | 1 388  | 525      | 573   | 1 319   | 597    | 643         | 612     | 2 110   | 789     |
| RADIO SETS                            |        |          |          |        |          |       |         |        |             |         |         |         |
| 1 . . . . .                           | 3 769  | 2 055    | 1 128    | 2 504  | 1 240    | 825   | 4 273   | 2 345  | 1 148       | 1 070   | 9 751   | 1 540   |
| 2 OR MORE . . . . .                   | 2 226  | 1 102    | 557      | 1 779  | 711      | 471   | 2 324   | 1 145  | 752         | 546     | 7 287   | 554     |
| NONE . . . . .                        | 341    | 278      | 112      | 344    | 79       | 88    | 545     | 152    | 103         | 114     | 1 210   | 407     |
| VALUE                                 |        |          |          |        |          |       |         |        |             |         |         |         |
| OWNER OCCUPIED . . . . .              | 2 732  | 1 523    | 504      | 1 858  | 758      | 370   | 2 383   | 1 376  | 824         | 766     | 7 751   | 1 064   |
| LESS THAN \$5,000 . . . . .           | 185    | 345      | 81       | 319    | 82       | 91    | 472     | 231    | 164         | 130     | 290     | 316     |
| \$5,000 TO \$7,400 . . . . .          | 326    | 330      | 48       | 245    | 99       | 60    | 241     | 203    | 137         | 103     | 451     | 169     |
| \$7,500 TO \$9,900 . . . . .          | 326    | 334      | 93       | 241    | 138      | 84    | 230     | 256    | 100         | 100     | 727     | 186     |
| \$10,000 TO \$12,400 . . . . .        | 423    | 255      | 100      | 295    | 131      | 50    | 330     | 261    | 117         | 135     | 1 213   | 183     |
| \$12,500 TO \$14,900 . . . . .        | 406    | 112      | 58       | 176    | 93       | 30    | 291     | 170    | 122         | 107     | 1 488   | 86      |
| \$15,000 TO \$17,400 . . . . .        | 501    | 60       | 44       | 217    | 104      | 28    | 362     | 128    | 99          | 85      | 1 516   | 56      |
| \$17,500 TO \$19,900 . . . . .        | 190    | 27       | 33       | 123    | 38       | 9     | 158     | 42     | 12          | 44      | 710     | 16      |
| \$20,000 TO \$24,900 . . . . .        | 234    | 32       | 31       | 141    | 37       | 18    | 143     | 45     | 26          | 28      | 755     | 36      |
| \$25,000 TO \$34,900 . . . . .        | 109    | 20       | 16       | 68     | 25       | ...   | 90      | 24     | 36          | 12      | 396     | 12      |
| \$35,000 OR MORE . . . . .            | 32     | 8        | ...      | 32     | 11       | ...   | 66      | 16     | 8           | 22      | 205     | 4       |
| MEDIAN . . . . . DOLLARS              | 13 200 | 8 100    | 10 800   | 11 000 | 11 100   | 8 500 | 11 900  | 10 000 | 10 200      | 10 900  | 14 500  | 8 100   |
| VACANT AVAILABLE FOR SALE . . . . .   | 33     | 4        | 3        | 31     | 4        | 3     | 48      | 15     | 20          | 8       | 111     | 10      |
| MEDIAN PRICE ASKED . . . . . DOLLARS  | ...    | ...      | ...      | ...    | ...      | ...   | ...     | ...    | ...         | ...     | ...     | ...     |
| GROSS RENT                            |        |          |          |        |          |       |         |        |             |         |         |         |
| RENTER OCCUPIED . . . . .             | 2 606  | 776      | 479      | 1 883  | 598      | 288   | 2 191   | 853    | 804         | 455     | 7 632   | 619     |
| LESS THAN \$20 . . . . .              | 13     | ...      | ...      | 60     | 15       | 12    | 41      | 20     | 36          | 4       | 21      | 9       |
| \$20 TO \$29 . . . . .                | 63     | 17       | 29       | 146    | 8        | 4     | 62      | 39     | 97          | 22      | 152     | 59      |
| \$30 TO \$39 . . . . .                | 128    | 55       | 18       | 111    | 30       | 24    | 137     | 127    | 81          | 9       | 313     | 65      |
| \$40 TO \$49 . . . . .                | 222    | 88       | 33       | 181    | 69       | 24    | 179     | 140    | 117         | 147     | 687     | 82      |
| \$50 TO \$59 . . . . .                | 458    | 156      | 46       | 222    | 88       | 16    | 189     | 120    | 97          | 62      | 881     | 62      |
| \$60 TO \$69 . . . . .                | 403    | 99       | 66       | 255    | 83       | 28    | 257     | 145    | 71          | 41      | 1 142   | 109     |
| \$70 TO \$79 . . . . .                | 311    | 103      | 54       | 217    | 44       | 35    | 286     | 69     | 72          | 21      | 1 052   | 39      |
| \$80 TO \$99 . . . . .                | 452    | 94       | 132      | 285    | 102      | 42    | 429     | 46     | 68          | 63      | 1 536   | 52      |
| \$100 TO \$119 . . . . .              | 196    | 37       | 36       | 113    | 38       | 28    | 166     | 12     | 43          | 27      | 726     | 13      |
| \$120 OR MORE . . . . .               | 87     | 16       | 9        | 72     | 13       | 8     | 148     | 16     | 32          | 10      | 747     | 22      |
| NO CASH RENT . . . . .                | 273    | 111      | 56       | 221    | 108      | 67    | 297     | 119    | 90          | 49      | 375     | 107     |
| MEDIAN . . . . . DOLLARS              | 67     | 62       | 74       | 64     | 64       | 71    | 73      | 53     | 53          | 53      | 74      | 57      |
| CONTRACT RENT                         |        |          |          |        |          |       |         |        |             |         |         |         |
| RENTER OCCUPIED . . . . .             | 2 333  | 665      | 423      | 1 662  | 490      | 221   | 1 894   | 734    | 714         | 406     | 7 257   | 512     |
| MEDIAN . . . . . DOLLARS              | 59     | 51       | 60       | 53     | 58       | 53    | 62      | 41     | 50          | 48      | 67      | 43      |
| VACANT AVAILABLE FOR RENT . . . . .   | 274    | 201      | 35       | 160    | 92       | 42    | 128     | 23     | 183         | 57      | 378     | 14      |
| MEDIAN RENT ASKED . . . . . DOLLARS   | 46     | 45       | ...      | ...    | ...      | ...   | ...     | ...    | ...         | ...     | 79      | ...     |





Table 31.—TENURE, VACANCY STATUS, CONDITION AND PLUMBING FACILITIES, AND STRUCTURAL CHARACTERISTICS OF RURAL-NONFARM HOUSING UNITS, FOR COUNTIES: 1960

[Some data based on sample; see text. Median not shown where base is less than 200]

Tenure by Color, Vacancy Status, Condition & Plumb. Water Supply, Toilet Facilities, Bathing Facilities, Source of Water, Sewage Disposal Rooms, Year Struct. Built

| SUBJECT  | ALBANY | BIG HORN | CAMPBELL | CARBON | CONVERSE | CROOK | FREMONT | GOSHEN | HOT SPRINGS | JOHNSON | LARAMIE | LINCOLN |
|--|--------|----------|----------|--------|----------|-------|---------|--------|-------------|---------|---------|---------|
| ALL HOUSING UNITS. . . . .                         | 1 805  | 3 162    | 168      | 2 289  | 842      | 1 055 | 3 229   | 1 540  | 640         | 727     | 4 028   | 2 368   |
| TENURE, COLOR, AND VACANCY STATUS                  |        |          |          |        |          |       |         |        |             |         |         |         |
| OCCUPIED. . . . .                                  | 834    | 2 534    | 119      | 1 498  | 658      | 861   | 2 633   | 956    | 477         | 397     | 3 559   | 1 946   |
| OWNER OCCUPIED. . . . .                            | 533    | 1 758    | 58       | 693    | 406      | 573   | 1 786   | 617    | 204         | 240     | 2 266   | 1 327   |
| WHITE. . . . .                                     | 529    | 1 758    | 58       | 693    | 406      | 573   | 1 480   | 617    | 195         | 240     | 2 249   | 1 316   |
| NONWHITE. . . . .                                  | 4      | ..       | ..       | ..     | ..       | ..    | 306     | ..     | 9           | ..      | 17      | 11      |
| RENTER OCCUPIED. . . . .                           | 301    | 776      | 61       | 805    | 252      | 288   | 847     | 339    | 273         | 157     | 1 293   | 619     |
| WHITE. . . . .                                     | 288    | 772      | 61       | 797    | 252      | 288   | 742     | 339    | 273         | 157     | 1 277   | 619     |
| NONWHITE. . . . .                                  | 13     | 4        | ..       | 8      | ..       | ..    | 105     | ..     | ..          | ..      | 16      | ..      |
| VACANT. . . . .                                    | 971    | 628      | 49       | 791    | 184      | 194   | 596     | 584    | 163         | 330     | 469     | 422     |
| YEAR ROUND. . . . .                                | 244    | 432      | 37       | 242    | 46       | 109   | 254     | 186    | 135         | 48      | 348     | 251     |
| SOUND OR DETERIORATING. . . . .                    | 195    | 383      | 32       | 192    | 42       | 100   | 177     | 152    | 121         | 39      | 329     | 197     |
| AVAILABLE. . . . .                                 | 36     | 226      | 7        | 56     | 22       | 49    | 63      | 21     | 87          | 21      | 237     | 52      |
| FOR SALE ONLY. . . . .                             | 6      | 24       | 4        | 10     | 8        | 9     | 28      | 11     | 4           | 3       | 21      | 24      |
| FOR RENT. . . . .                                  | 30     | 202      | 3        | 46     | 14       | 40    | 35      | 10     | 83          | 18      | 216     | 28      |
| RENTED OR SOLD, AWAITING OCCUPANCY. . . . .        | 1      | 14       | 7        | 13     | 1        | 1     | 4       | 4      | 4           | 2       | 7       | 1       |
| HELD FOR OCCASIONAL USE. . . . .                   | 105    | 25       | 3        | 31     | 6        | 25    | 27      | 33     | 3           | 11      | 10      | 9       |
| HELD FOR OTHER REASONS. . . . .                    | 53     | 118      | 15       | 92     | 13       | 25    | 83      | 94     | 27          | 5       | 75      | 135     |
| DILAPIDATED. . . . .                               | 49     | 49       | 5        | 50     | 4        | 9     | 77      | 34     | 14          | 9       | 19      | 54      |
| SEASONAL. . . . .                                  | 727    | 196      | 12       | 549    | 138      | 85    | 342     | 398    | 28          | 282     | 121     | 171     |
| CONDITION AND PLUMBING                             |        |          |          |        |          |       |         |        |             |         |         |         |
| ALL UNITS. . . . .                                 | 1 805  | 3 162    | 168      | 2 289  | 842      | 1 055 | 3 229   | 1 540  | 640         | 727     | 4 028   | 2 368   |
| SOUND. . . . .                                     | 1 316  | 2 373    | 113      | 1 850  | 606      | 906   | 2 392   | 956    | 495         | 468     | 3 495   | 1 652   |
| WITH ALL PLUMBING FACILITIES. . . . .              | 687    | 2 104    | 79       | 1 396  | 518      | 709   | 1 846   | 691    | 317         | 351     | 3 340   | 1 488   |
| LACKING ONLY HOT WATER. . . . .                    | 8      | 15       | ..       | 8      | 4        | 11    | 29      | 4      | ..          | ..      | 13      | ..      |
| LACKING OTHER PLUMBING FACILITIES. . . . .         | 621    | 254      | 34       | 446    | 84       | 186   | 517     | 261    | 174         | 117     | 142     | 164     |
| DETERIORATING. . . . .                             | 424    | 625      | 37       | 310    | 189      | 104   | 556     | 457    | 108         | 129     | 464     | 542     |
| WITH ALL PLUMBING FACILITIES. . . . .              | 94     | 402      | 4        | 160    | 81       | 57    | 183     | 121    | 15          | 60      | 285     | 332     |
| LACKING ONLY HOT WATER. . . . .                    | 4      | 12       | ..       | ..     | 4        | ..    | ..      | ..     | ..          | ..      | ..      | ..      |
| LACKING OTHER PLUMBING FACILITIES. . . . .         | 326    | 211      | 33       | 150    | 104      | 47    | 373     | 332    | 86          | 69      | 179     | 210     |
| DILAPIDATED. . . . .                               | 65     | 164      | 18       | 129    | 47       | 45    | 281     | 127    | 37          | 130     | 69      | 174     |
| RENTER OCCUPIED. . . . .                           | 301    | 776      | 61       | 805    | 252      | 288   | 847     | 339    | 273         | 157     | 1 293   | 619     |
| SOUND. . . . .                                     | 190    | 500      | 47       | 645    | 181      | 226   | 611     | 248    | 237         | 110     | 1 059   | 367     |
| WITH ALL PLUMBING FACILITIES. . . . .              | 106    | 525      | 29       | 529    | 164      | 162   | 508     | 185    | 160         | 101     | 999     | 319     |
| LACKING SOME OR ALL FACILITIES. . . . .            | 84     | 65       | 18       | 136    | 17       | 64    | 103     | 63     | 77          | 9       | 60      | 48      |
| DETERIORATING. . . . .                             | 97     | 170      | 4        | 112    | 46       | 36    | 143     | 76     | 28          | 25      | 214     | 174     |
| WITH ALL PLUMBING FACILITIES. . . . .              | 37     | 140      | 4        | 76     | 28       | 28    | 75      | 22     | ..          | 13      | 135     | 114     |
| LACKING SOME OR ALL FACILITIES. . . . .            | 60     | 30       | ..       | 36     | 18       | 8     | 68      | 54     | 28          | 12      | 79      | 60      |
| DILAPIDATED. . . . .                               | 14     | 16       | 10       | 28     | 25       | 26    | 93      | 15     | 8           | 22      | 20      | 78      |
| ALL HOUSING UNITS. . . . .                         | 1 805  | 3 162    | 168      | 2 289  | 842      | 1 055 | 3 229   | 1 540  | 640         | 727     | 4 028   | 2 368   |
| WATER SUPPLY                                       |        |          |          |        |          |       |         |        |             |         |         |         |
| HOT AND COLD PIPED WATER INSIDE STRUCTURE. . . . . | 856    | 2 756    | 92       | 1 761  | 660      | 823   | 2 153   | 916    | 435         | 477     | 3 720   | 2 033   |
| ONLY COLD PIPED WATER INSIDE STRUCTURE. . . . .    | 143    | 135      | 4        | 113    | 17       | 66    | 150     | 184    | 121         | 56      | 140     | 82      |
| PIPED WATER OUTSIDE STRUCTURE. . . . .             | 28     | 30       | ..       | 41     | 8        | 23    | 49      | 53     | ..          | 34      | 25      | 69      |
| NO PIPED WATER. . . . .                            | 778    | 241      | 72       | 374    | 157      | 143   | 877     | 387    | 84          | 160     | 143     | 184     |
| TOILET FACILITIES                                  |        |          |          |        |          |       |         |        |             |         |         |         |
| FLUSH TOILET, EXCLUSIVE USE. . . . .               | 830    | 2 594    | 83       | 1 612  | 649      | 812   | 2 136   | 855    | 393         | 423     | 3 706   | 1 888   |
| FLUSH TOILET, SHARED. . . . .                      | 12     | 96       | ..       | 41     | 5        | 26    | 29      | 20     | 104         | 48      | 35      | 61      |
| OTHER TOILET FACILITIES OR NONE. . . . .           | 963    | 472      | 85       | 636    | 188      | 217   | 1 064   | 665    | 143         | 256     | 287     | 419     |
| BATHING FACILITIES                                 |        |          |          |        |          |       |         |        |             |         |         |         |
| BATHTUB OR SHOWER, EXCLUSIVE USE. . . . .          | 822    | 2 582    | 83       | 1 600  | 663      | 787   | 2 111   | 838    | 348         | 417     | 3 673   | 1 879   |
| BATHTUB OR SHOWER, SHARED. . . . .                 | 12     | 101      | ..       | 28     | 5        | 29    | 33      | 20     | 110         | 48      | 35      | 61      |
| NO BATHTUB OR SHOWER. . . . .                      | 971    | 479      | 85       | 661    | 174      | 239   | 1 085   | 682    | 182         | 262     | 320     | 428     |
| SOURCE OF WATER                                    |        |          |          |        |          |       |         |        |             |         |         |         |
| PUBLIC SYSTEM OR PRIVATE COMPANY. . . . .          | 364    | 2 599    | 71       | 1 439  | 472      | 722   | 1 431   | 241    | 447         | 342     | 1 648   | 1 912   |
| INDIVIDUAL WELL. . . . .                           | 948    | 297      | 81       | 444    | 290      | 219   | 980     | 1 120  | 81          | 189     | 2 270   | 264     |
| OTHER. . . . .                                     | 475    | 291      | 15       | 409    | 73       | 116   | 843     | 196    | 99          | 203     | 133     | 200     |
| SEWAGE DISPOSAL                                    |        |          |          |        |          |       |         |        |             |         |         |         |
| PUBLIC SEWER. . . . .                              | 146    | 2 361    | 65       | 1 123  | 472      | 582   | 1 147   | 242    | 309         | 23      | 1 391   | 1 027   |
| SEPTIC TANK OR CESSPOOL. . . . .                   | 1 256  | 357      | 58       | 651    | 194      | 315   | 1 031   | 665    | 216         | 484     | 2 392   | 1 052   |
| OTHER OR NONE. . . . .                             | 385    | 469      | 44       | 518    | 169      | 160   | 1 076   | 650    | 102         | 227     | 268     | 297     |
| ROOMS  |        |          |          |        |          |       |         |        |             |         |         |         |
| 1 ROOM. . . . .                                    | 427    | 64       | ..       | 253    | 13       | 92    | 255     | 27     | 108         | 108     | 73      | 69      |
| 2 ROOMS. . . . .                                   | 255    | 172      | 38       | 282    | 59       | 104   | 366     | 199    | 79          | 122     | 172     | 162     |
| 3 ROOMS. . . . .                                   | 266    | 452      | 19       | 346    | 162      | 184   | 560     | 330    | 84          | 142     | 656     | 378     |
| 4 ROOMS. . . . .                                   | 418    | 991      | 55       | 590    | 188      | 302   | 1 121   | 403    | 192         | 170     | 1 349   | 663     |
| 5 ROOMS. . . . .                                   | 206    | 679      | 41       | 476    | 167      | 167   | 567     | 298    | 75          | 82      | 951     | 529     |
| 6 ROOMS. . . . .                                   | 164    | 465      | 8        | 189    | 104      | 108   | 209     | 151    | 64          | 57      | 399     | 295     |
| 7 ROOMS. . . . .                                   | 27     | 165      | 4        | 94     | 55       | 40    | 111     | 55     | 25          | 23      | 194     | 168     |
| 8 ROOMS OR MORE. . . . .                           | 42     | 174      | 3        | 59     | 45       | 58    | 40      | 77     | 13          | 23      | 234     | 104     |
| MEDIAN:  |        |          |          |        |          |       |         |        |             |         |         |         |
| ALL UNITS. . . . .                                 | 3.3    | 4.4      | ..       | 3.9    | 4.5      | 4.0   | 3.9     | 4.0    | 3.8         | 3.4     | 4.3     | 4.4     |
| OWNER OCCUPIED. . . . .                            | 4.3    | 4.9      | ..       | 4.7    | 4.8      | 4.3   | 3.9     | 4.7    | 4.0         | 4.1     | 4.3     | 4.8     |
| RENTER OCCUPIED. . . . .                           | 3.6    | 4.1      | ..       | 4.1    | 4.4      | 3.7   | 4.1     | 4.1    | 4.0         | ..      | 4.4     | 3.8     |
| YEAR STRUCTURE BUILT                               |        |          |          |        |          |       |         |        |             |         |         |         |
| 1955 TO MARCH 1960. . . . .                        | 375    | 212      | 36       | 218    | 173      | 255   | 878     | 104    | 80          | 94      | 1 099   | 313     |
| 1950 TO 1954. . . . .                              | 272    | 317      | 9        | 170    | 46       | 133   | 603     | 118    | 72          | 111     | 1 171   | 185     |
| 1940 TO 1949. . . . .                              | 309    | 586      | 21       | 309    | 73       | 146   | 652     | 302    | 94          | 159     | 566     | 297     |
| 1930 TO 1939. . . . .                              | 325    | 394      | 30       | 373    | 129      | 144   | 406     | 356    | 45          | 116     | 313     | 293     |
| 1929 OR EARLIER. . . . .                           | 524    | 1 653    | 72       | 1 219  | 421      | 377   | 690     | 660    | 349         | 247     | 879     | 1 280   |

Table 31.—TENURE, VACANCY STATUS, CONDITION AND PLUMBING FACILITIES, AND STRUCTURAL CHARACTERISTICS OF RURAL-NONFARM HOUSING UNITS, FOR COUNTIES, 1960—Con.

[Some data based on sample; see text. Median not shown where base is less than 200]

Tenure by Color, Vacancy Status Condition & Plumb. Water Supply Toilet Facilities

Bathing Facilities Source of Water Sewage Disposal Rooms Year Struct. Built

| SUBJECT   | NATRONA | NIOBRARA | PARK  | PLATTE | SHERIDAN | SUBLETTE | SWEET-WATER | TETON | UINTA | WASHAKIE | WESTON | YELLOW-STONE NATIONAL PARK (PART) |
|---|---------|----------|-------|--------|----------|----------|-------------|-------|-------|----------|--------|-----------------------------------|
| ALL HOUSING UNITS. . . . .                          | 3 345   | 1 170    | 1 498 | 2 020  | 1 841    | 1 207    | 1 577       | 1 380 | 508   | 647      | 873    | 227                               |
| TENURE, COLOR, AND VACANCY STATUS                   |         |          |       |        |          |          |             |       |       |          |        |                                   |
| OCCUPIED . . . . .                                  | 2 804   | 913      | 1 046 | 1 683  | 1 223    | 806      | 971         | 824   | 457   | 423      | 753    | 108                               |
| OWNER OCCUPIED . . . . .                            | 2 088   | 579      | 595   | 992    | 883      | 480      | 493         | 502   | 293   | 256      | 501    | 108                               |
| WHITE . . . . .                                     | 2 080   | 579      | 591   | 992    | 883      | 480      | 489         | 498   | 293   | 252      | 501    | 108                               |
| NONWHITE . . . . .                                  | 8       | 4        | 4     | 4      | 4        | 4        | 4           | 4     | 4     | 4        | 4      | 108                               |
| RENTER OCCUPIED . . . . .                           | 716     | 334      | 451   | 691    | 340      | 326      | 478         | 322   | 164   | 167      | 252    | 108                               |
| WHITE . . . . .                                     | 712     | 334      | 451   | 691    | 340      | 326      | 478         | 322   | 164   | 167      | 244    | 108                               |
| NONWHITE . . . . .                                  | 4       | 4        | 4     | 4      | 4        | 4        | 4           | 4     | 4     | 4        | 8      | 108                               |
| VACANT . . . . .                                    | 541     | 257      | 452   | 337    | 618      | 401      | 606         | 556   | 51    | 224      | 120    | 119                               |
| YEAR ROUND . . . . .                                | 245     | 181      | 149   | 212    | 260      | 61       | 573         | 102   | 36    | 85       | 79     | 17                                |
| SOUND OR DETERIORATING . . . . .                    | 222     | 159      | 133   | 182    | 141      | 42       | 377         | 81    | 29    | 60       | 62     | 17                                |
| AVAILABLE . . . . .                                 | 126     | 68       | 71    | 103    | 43       | 14       | 145         | 30    | 18    | 9        | 18     | 8                                 |
| FOR SALE ONLY . . . . .                             | 58      | 16       | 8     | 21     | 13       | 7        | 16          | 3     | 2     | 6        | 8      | 8                                 |
| FOR RENT . . . . .                                  | 68      | 52       | 63    | 82     | 30       | 7        | 129         | 27    | 16    | 3        | 10     | 8                                 |
| RENTED OR SOLD, AWAITING OCCUPANCY . . . . .        | 7       | 2        | 6     | 17     | 3        | 2        | 41          | 2     | 4     | 4        | 4      | 7                                 |
| HELD FOR OCCASIONAL USE . . . . .                   | 27      | 18       | 18    | 36     | 11       | 5        | 5           | 21    | 2     | 18       | 10     | 1                                 |
| HELD FOR OTHER REASONS . . . . .                    | 62      | 71       | 38    | 26     | 84       | 17       | 186         | 30    | 9     | 29       | 30     | 1                                 |
| DILAPIDATED . . . . .                               | 23      | 22       | 16    | 30     | 119      | 19       | 196         | 21    | 7     | 25       | 17     | 102                               |
| SEASONAL . . . . .                                  | 296     | 76       | 303   | 125    | 358      | 340      | 33          | 454   | 15    | 139      | 41     | 102                               |
| CONDITION AND PLUMBING                              |         |          |       |        |          |          |             |       |       |          |        |                                   |
| ALL UNITS . . . . .                                 | 3 345   | 1 170    | 1 498 | 2 020  | 1 841    | 1 207    | 1 577       | 1 380 | 508   | 647      | 873    | 227                               |
| SOUND . . . . .                                     | 2 728   | 958      | 1 065 | 1 475  | 973      | 1 048    | 654         | 1 162 | 383   | 426      | 699    | 211                               |
| WITH ALL PLUMBING FACILITIES . . . . .              | 2 422   | 803      | 876   | 1 321  | 865      | 857      | 526         | 1 028 | 318   | 336      | 599    | 174                               |
| LACKING ONLY HOT WATER . . . . .                    | 22      | 4        | 4     | 4      | 23       | 4        | 4           | 16    | 4     | 4        | 8      | 37                                |
| LACKING OTHER PLUMBING FACILITIES . . . . .         | 284     | 151      | 189   | 150    | 85       | 187      | 128         | 118   | 65    | 90       | 92     | 37                                |
| DETERIORATING . . . . .                             | 491     | 179      | 360   | 430    | 642      | 108      | 648         | 162   | 77    | 111      | 124    | 16                                |
| WITH ALL PLUMBING FACILITIES . . . . .              | 238     | 113      | 126   | 250    | 404      | 28       | 415         | 73    | 42    | 43       | 63     | 4                                 |
| LACKING ONLY HOT WATER . . . . .                    | 13      | 5        | 6     | 18     | 4        | 4        | 17          | 4     | 4     | 4        | 4      | 4                                 |
| LACKING OTHER PLUMBING FACILITIES . . . . .         | 240     | 61       | 228   | 162    | 238      | 80       | 216         | 89    | 35    | 64       | 57     | 16                                |
| DILAPIDATED . . . . .                               | 126     | 33       | 73    | 115    | 226      | 51       | 275         | 56    | 48    | 110      | 50     | 102                               |
| RENTER OCCUPIED . . . . .                           | 716     | 334      | 451   | 691    | 340      | 326      | 478         | 322   | 164   | 167      | 252    | 108                               |
| SOUND . . . . .                                     | 543     | 291      | 314   | 519    | 153      | 293      | 279         | 277   | 116   | 106      | 212    | 104                               |
| WITH ALL PLUMBING FACILITIES . . . . .              | 451     | 243      | 267   | 448    | 137      | 259      | 201         | 273   | 77    | 91       | 171    | 104                               |
| LACKING SOME OR ALL FACILITIES . . . . .            | 92      | 48       | 47    | 71     | 16       | 34       | 78          | 4     | 39    | 15       | 41     | 4                                 |
| DETERIORATING . . . . .                             | 146     | 43       | 125   | 149    | 158      | 23       | 166         | 29    | 28    | 42       | 20     | 4                                 |
| WITH ALL PLUMBING FACILITIES . . . . .              | 84      | 34       | 71    | 90     | 122      | 9        | 108         | 29    | 7     | 11       | 8      | 4                                 |
| LACKING SOME OR ALL FACILITIES . . . . .            | 62      | 9        | 54    | 59     | 36       | 14       | 58          | 4     | 20    | 19       | 20     | 102                               |
| DILAPIDATED . . . . .                               | 27      | 12       | 12    | 23     | 29       | 10       | 33          | 16    | 16    | 19       | 20     | 102                               |
| ALL HOUSING UNITS. . . . .                          | 3 345   | 1 170    | 1 498 | 2 020  | 1 841    | 1 207    | 1 577       | 1 380 | 508   | 647      | 873    | 227                               |
| WATER SUPPLY  |         |          |       |        |          |          |             |       |       |          |        |                                   |
| HOT AND COLD PIPED WATER INSIDE STRUCTURE . . . . . | 2 753   | 1 000    | 1 040 | 1 723  | 1 370    | 934      | 1 043       | 1 141 | 404   | 421      | 719    | 174                               |
| ONLY COLD PIPED WATER INSIDE STRUCTURE . . . . .    | 187     | 73       | 65    | 132    | 128      | 50       | 130         | 86    | 31    | 36       | 50     | 13                                |
| PIPED WATER OUTSIDE STRUCTURE . . . . .             | 9       | 8        | 35    | 40     | 34       | 24       | 24          | 40    | 4     | 4        | 7      | 4                                 |
| NO PIPED WATER . . . . .                            | 396     | 89       | 358   | 125    | 309      | 199      | 380         | 113   | 69    | 149      | 97     | 40                                |
| TOILET FACILITIES                                   |         |          |       |        |          |          |             |       |       |          |        |                                   |
| FLUSH TOILET, EXCLUSIVE USE . . . . .               | 2 710   | 966      | 1 020 | 1 716  | 1 332    | 906      | 1 029       | 1 133 | 376   | 396      | 689    | 174                               |
| FLUSH TOILET, SHARED . . . . .                      | 85      | 35       | 47    | 32     | 4        | 27       | 15          | 68    | 4     | 12       | 23     | 5                                 |
| OTHER TOILET FACILITIES OR NONE . . . . .           | 550     | 169      | 478   | 272    | 505      | 274      | 533         | 179   | 132   | 239      | 161    | 48                                |
| BATHING FACILITIES                                  |         |          |       |        |          |          |             |       |       |          |        |                                   |
| BATHTUB OR SHOWER, EXCLUSIVE USE . . . . .          | 2 719   | 937      | 1 013 | 1 630  | 1 334    | 898      | 1 008       | 1 133 | 371   | 395      | 692    | 174                               |
| BATHTUB OR SHOWER, SHARED . . . . .                 | 80      | 39       | 47    | 31     | 4        | 31       | 15          | 68    | 5     | 12       | 16     | 5                                 |
| NO BATHTUB OR SHOWER . . . . .                      | 546     | 194      | 485   | 359    | 503      | 278      | 554         | 179   | 132   | 240      | 165    | 48                                |
| SOURCE OF WATER                                     |         |          |       |        |          |          |             |       |       |          |        |                                   |
| PUBLIC SYSTEM OR PRIVATE COMPANY . . . . .          | 2 257   | 925      | 524   | 1 553  | 761      | 637      | 1 223       | 781   | 205   | 195      | 566    | 179                               |
| INDIVIDUAL WELL . . . . .                           | 471     | 192      | 574   | 452    | 892      | 375      | 181         | 453   | 234   | 348      | 144    | 45                                |
| OTHER . . . . .                                     | 615     | 44       | 425   | 25     | 175      | 176      | 184         | 163   | 75    | 94       | 188    | 45                                |
| SEWAGE DISPOSAL                                     |         |          |       |        |          |          |             |       |       |          |        |                                   |
| PUBLIC SEWER . . . . .                              | 988     | 816      | 178   | 1 412  | 154      | 577      | 594         | 672   | 193   | 71       | 456    | 179                               |
| SEPTIC TANK OR CESSPOOL . . . . .                   | 1 893   | 180      | 980   | 381    | 1 301    | 361      | 544         | 561   | 162   | 343      | 306    | 40                                |
| OTHER OR NONE . . . . .                             | 462     | 165      | 365   | 237    | 373      | 250      | 450         | 164   | 159   | 223      | 136    | 40                                |
| ROOMS   |         |          |       |        |          |          |             |       |       |          |        |                                   |
| 1 ROOM . . . . .                                    | 207     | 64       | 122   | 70     | 49       | 176      | 97          | 165   | 24    | 58       | 43     | 53                                |
| 2 ROOMS . . . . .                                   | 209     | 92       | 158   | 75     | 96       | 157      | 134         | 205   | 52    | 87       | 93     | 46                                |
| 3 ROOMS . . . . .                                   | 597     | 179      | 241   | 296    | 403      | 191      | 329         | 292   | 68    | 142      | 170    | 32                                |
| 4 ROOMS . . . . .                                   | 1 065   | 314      | 446   | 635    | 562      | 333      | 673         | 301   | 149   | 158      | 265    | 44                                |
| 5 ROOMS . . . . .                                   | 760     | 265      | 243   | 436    | 358      | 214      | 207         | 209   | 104   | 123      | 176    | 24                                |
| 6 ROOMS . . . . .                                   | 313     | 115      | 182   | 279    | 179      | 72       | 100         | 96    | 91    | 47       | 78     | 4                                 |
| 7 ROOMS . . . . .                                   | 99      | 54       | 64    | 100    | 78       | 23       | 25          | 52    | 12    | 15       | 20     | 16                                |
| 8 ROOMS OR MORE . . . . .                           | 93      | 67       | 42    | 129    | 116      | 41       | 12          | 60    | 8     | 8        | 28     | 8                                 |
| MEDIAN: . . . . .                                   | 4.1     | 4.3      | 4.0   | 4.4    | 4.2      | 3.7      | 3.8         | 3.6   | 4.2   | 4.7      | 4.0    | 3.0                               |
| ALL UNITS . . . . .                                 | 4.3     | 4.8      | 4.3   | 4.8    | 4.7      | 4.3      | 4.2         | 4.4   | 4.7   | 4.1      | 4.1    | 3.7                               |
| OWNER OCCUPIED . . . . .                            | 4.3     | 4.0      | 4.1   | 4.1    | 4.2      | 3.8      | 4.0         | 3.6   | 4.7   | 4.1      | 4.1    | 3.7                               |
| RENTER OCCUPIED . . . . .                           | 4.1     | 4.0      | 4.1   | 4.1    | 4.2      | 3.8      | 4.0         | 3.6   | 4.7   | 4.1      | 4.1    | 3.7                               |
| YEAR STRUCTURE BUILT                                |         |          |       |        |          |          |             |       |       |          |        |                                   |
| 1955 TO MARCH 1960 . . . . .                        | 1 028   | 67       | 169   | 140    | 178      | 348      | 141         | 300   | 46    | 105      | 147    | 49                                |
| 1950 TO 1954 . . . . .                              | 627     | 98       | 181   | 177    | 149      | 159      | 76          | 205   | 59    | 95       | 182    | 12                                |
| 1940 TO 1949 . . . . .                              | 492     | 177      | 330   | 331    | 202      | 201      | 319         | 274   | 60    | 100      | 180    | 8                                 |
| 1930 TO 1939 . . . . .                              | 310     | 213      | 233   | 353    | 235      | 197      | 201         | 350   | 67    | 89       | 127    | 49                                |
| 1929 OR EARLIER . . . . .                           | 888     | 615      | 585   | 1 019  | 1 077    | 302      | 840         | 251   | 276   | 258      | 237    | 109                               |

Table 32.—OCCUPANCY AND FINANCIAL CHARACTERISTICS AND HEATING EQUIPMENT OF RURAL-NONFARM HOUSING UNITS, FOR COUNTIES: 1960

Heating Equipment  
Persons  
Persons per Room  
Year Moved into Unit  
Home Food Freezer  
Value  
Gross Rent  
Contract Rent  
Acres in the  
Place

[Based on sample; see text. Median not shown where base is less than 200; plus (+) or minus (-) after number indicates median above or below that number]

| SUBJECT  | ALBANY | BIG HORN | CAMPBELL | CARBON | CONVERSE | CROOK | FREMONT | GOSHEN | HOT SPRINGS | JOHNSON | LARAMIE | LINCOLN |
|--|--------|----------|----------|--------|----------|-------|---------|--------|-------------|---------|---------|---------|
| ALL HOUSING UNITS . . . . .                    | 1 805  | 3 162    | 168      | 2 289  | 842      | 1 055 | 3 229   | 1 540  | 640         | 727     | 4 028   | 2 368   |
| HEATING EQUIPMENT                              |        |          |          |        |          |       |         |        |             |         |         |         |
| STEAM OR HOT WATER . . . . .                   | 8      | 137      | 4        | 119    | 46       | 21    | 101     | 25     | 81          | 8       | 265     | 358     |
| WARM AIR FURNACE . . . . .                     | 65     | 744      | 10       | 182    | 201      | 242   | 578     | 292    | 84          | 135     | 1 929   | 785     |
| BUILT-IN ROOM UNITS . . . . .                  | 103    | 836      | 64       | 227    | 221      | 65    | 260     | 194    | 61          | 16      | 634     | 181     |
| OTHER MEANS WITH FLUE . . . . .                | 1 612  | 1 340    | 78       | 1 678  | 370      | 699   | 2 242   | 795    | 406         | 534     | 1 154   | 1 025   |
| OTHER MEANS WITHOUT FLUE . . . . .             | 13     | 89       | ...      | 47     | ...      | 25    | 36      | 21     | 4           | 17      | 21      | 9       |
| NONE . . . . .                                 | 4      | 16       | 12       | 36     | 4        | 3     | 12      | 213    | 4           | 17      | 25      | 10      |
| ALL OCCUPIED UNITS . . . . .                   | 834    | 2 534    | 119      | 1 498  | 658      | 861   | 2 633   | 956    | 477         | 397     | 3 559   | 1 946   |
| PERSONS  |        |          |          |        |          |       |         |        |             |         |         |         |
| 1 PERSON . . . . .                             | 128    | 412      | 14       | 264    | 58       | 145   | 298     | 125    | 95          | 71      | 200     | 290     |
| 2 PERSONS . . . . .                            | 198    | 735      | 38       | 420    | 193      | 255   | 547     | 238    | 140         | 91      | 849     | 439     |
| 3 PERSONS . . . . .                            | 160    | 390      | 18       | 231    | 147      | 155   | 446     | 163    | 49          | 52      | 643     | 274     |
| 4 PERSONS . . . . .                            | 138    | 419      | 13       | 234    | 78       | 157   | 423     | 169    | 58          | 61      | 754     | 314     |
| 5 PERSONS . . . . .                            | 94     | 247      | 19       | 206    | 88       | 78    | 398     | 152    | 45          | 60      | 638     | 301     |
| 6 PERSONS . . . . .                            | 58     | 170      | 13       | 71     | 44       | 48    | 202     | 55     | 57          | 36      | 249     | 211     |
| 7 PERSONS . . . . .                            | 35     | 33       | 4        | 40     | 36       | 12    | 117     | 26     | 21          | 19      | 128     | 57      |
| 8 PERSONS OR MORE . . . . .                    | 23     | 128      | ...      | 32     | 14       | 11    | 202     | 28     | 12          | 7       | 98      | 60      |
| MEDIAN:  |        |          |          |        |          |       |         |        |             |         |         |         |
| ALL OCCUPIED . . . . .                         | 3.1    | 2.8      | ...      | 2.8    | 3.0      | 2.7   | 3.6     | 3.2    | 2.6         | 3.2     | 3.6     | 3.4     |
| OWNER . . . . .                                | 2.9    | 2.8      | ...      | 2.7    | 2.9      | 2.6   | 3.4     | 2.9    | 2.4         | 3.4     | 3.4     | 3.5     |
| RENTER . . . . .                               | 3.3    | 2.9      | ...      | 2.9    | 3.5      | 3.0   | 3.9     | 4.1    | 3.0         | ...     | 3.9     | 3.0     |
| PERSONS PER ROOM                               |        |          |          |        |          |       |         |        |             |         |         |         |
| 1.00 OR LESS . . . . .                         | 631    | 2 209    | 98       | 1 247  | 545      | 720   | 1 757   | 775    | 379         | 286     | 2 785   | 1 587   |
| 1.01 OR MORE . . . . .                         | 203    | 325      | 21       | 251    | 113      | 141   | 876     | 181    | 98          | 111     | 774     | 359     |
| YEAR MOVED INTO UNIT                           |        |          |          |        |          |       |         |        |             |         |         |         |
| OWNER OCCUPIED . . . . .                       |        |          |          |        |          |       |         |        |             |         |         |         |
| 1958 TO MARCH 1960 . . . . .                   | 156    | 251      | 23       | 189    | 185      | 189   | 824     | 134    | 56          | 95      | 977     | 260     |
| 1954 TO 1957 . . . . .                         | 142    | 439      | 11       | 157    | 72       | 116   | 413     | 143    | 71          | 53      | 569     | 291     |
| 1940 TO 1953 . . . . .                         | 191    | 754      | 24       | 278    | 108      | 217   | 447     | 275    | 52          | 56      | 603     | 508     |
| 1939 OR EARLIER . . . . .                      | 44     | 314      | ...      | 69     | 41       | 51    | 102     | 65     | 25          | 36      | 117     | 268     |
| RENTER OCCUPIED . . . . .                      |        |          |          |        |          |       |         |        |             |         |         |         |
| 1958 TO MARCH 1960 . . . . .                   | 173    | 496      | 38       | 407    | 119      | 205   | 574     | 203    | 135         | 94      | 1 057   | 333     |
| 1954 TO 1957 . . . . .                         | 78     | 166      | 8        | 222    | 81       | 44    | 162     | 96     | 89          | 26      | 143     | 136     |
| 1940 TO 1953 . . . . .                         | 45     | 101      | 10       | 128    | 47       | 39    | 87      | 30     | 45          | 33      | 89      | 105     |
| 1939 OR EARLIER . . . . .                      | 5      | 13       | 5        | 48     | 5        | ...   | 24      | 10     | 4           | 4       | 4       | 45      |
| HOME FOOD FREEZER                              |        |          |          |        |          |       |         |        |             |         |         |         |
| 1 OR MORE . . . . .                            | 169    | 1 063    | 54       | 596    | 294      | 413   | 896     | 207    | 159         | 130     | 975     | 696     |
| NONE . . . . .                                 | 727    | 1 379    | 72       | 882    | 393      | 475   | 1 655   | 653    | 381         | 248     | 2 483   | 1 217   |
| VALUE  |        |          |          |        |          |       |         |        |             |         |         |         |
| OWNER OCCUPIED . . . . .                       |        |          |          |        |          |       |         |        |             |         |         |         |
| LESS THAN \$5,000 . . . . .                    | 65     | 345      | 4        | 187    | 42       | 91    | 379     | 183    | 66          | 71      | 162     | 316     |
| \$5,000 TO \$7,400 . . . . .                   | 103    | 330      | ...      | 130    | 46       | 60    | 104     | 138    | 43          | 20      | 162     | 169     |
| \$7,500 TO \$9,900 . . . . .                   | 52     | 334      | ...      | 61     | 62       | 84    | 78      | 105    | 29          | 22      | 195     | 186     |
| \$10,000 TO \$12,400 . . . . .                 | 44     | 255      | ...      | 59     | 58       | 50    | 60      | 43     | 9           | 4       | 309     | 183     |
| \$12,500 TO \$14,900 . . . . .                 | 40     | 112      | ...      | 12     | 26       | 30    | 8       | 55     | 5           | 4       | 143     | 86      |
| \$15,000 TO \$19,900 . . . . .                 | 27     | 87       | ...      | 35     | 41       | 37    | 60      | 20     | ...         | 4       | 224     | 72      |
| \$20,000 TO \$24,900 . . . . .                 | 10     | 32       | 7        | 21     | 9        | 18    | 24      | 7      | ...         | 4       | 79      | 36      |
| \$25,000 OR MORE . . . . .                     | ...    | 28       | 4        | 8      | 8        | ...   | 60      | 8      | 5           | 3       | 37      | 16      |
| MEDIAN . . . . . DOLLARS . . . . .             | 7 600  | 8 100    | ...      | 6 300  | 9 800    | 8 500 | 5 200   | 6 700  | ...         | ...     | 11 100  | 8 100   |
| VACANT AVAILABLE FOR SALE . . . . .            |        |          |          |        |          |       |         |        |             |         |         |         |
| MEDIAN PRICE ASKED . . . . . DOLLARS . . . . . | ...    | 4        | ...      | 17     | 4        | 3     | 16      | 11     | 4           | ...     | 21      | 10      |
| GROSS RENT                                     |        |          |          |        |          |       |         |        |             |         |         |         |
| RENTER OCCUPIED . . . . .                      |        |          |          |        |          |       |         |        |             |         |         |         |
| LESS THAN \$20 . . . . .                       | 13     | ...      | ...      | 60     | 15       | 12    | 25      | 4      | 32          | 4       | ...     | 9       |
| \$20 TO \$39 . . . . .                         | 20     | 72       | 19       | 135    | 18       | 28    | 116     | 86     | 114         | ...     | 64      | 124     |
| \$40 TO \$59 . . . . .                         | 43     | 244      | 9        | 231    | 45       | 40    | 159     | 60     | 46          | 102     | 125     | 144     |
| \$60 TO \$79 . . . . .                         | 23     | 202      | ...      | 144    | 62       | 63    | 148     | 79     | 20          | 8       | 242     | 148     |
| \$80 TO \$99 . . . . .                         | 37     | 94       | ...      | 79     | 26       | 42    | 104     | 15     | ...         | 8       | 403     | 52      |
| \$100 TO \$119 . . . . .                       | 9      | 37       | 5        | 20     | 9        | 28    | 44      | ...    | 4           | ...     | 129     | 13      |
| \$120 OR MORE . . . . .                        | 9      | 16       | 5        | 12     | 5        | 8     | 38      | 4      | ...         | 4       | 156     | 22      |
| NO CASH RENT . . . . .                         | 147    | 111      | 23       | 124    | 72       | 67    | 213     | 91     | 53          | 35      | 174     | 107     |
| MEDIAN . . . . . DOLLARS . . . . .             | ...    | 62       | ...      | 53     | ...      | 71    | 62      | 54     | 32          | ...     | 91      | 57      |
| CONTRACT RENT                                  |        |          |          |        |          |       |         |        |             |         |         |         |
| RENTER OCCUPIED . . . . .                      |        |          |          |        |          |       |         |        |             |         |         |         |
| MEDIAN . . . . . DOLLARS . . . . .             | 154    | 665      | 38       | 681    | 180      | 221   | 634     | 248    | 220         | 122     | 1 119   | 512     |
| VACANT AVAILABLE FOR RENT . . . . .            | 20     | 201      | ...      | 41     | 12       | 42    | 29      | 5      | 72          | 22      | 226     | 14      |
| MEDIAN RENT ASKED . . . . . DOLLARS . . . . .  | ...    | 45       | ...      | ...    | ...      | ...   | ...     | ...    | ...         | ...     | 91      | ...     |
| ACRES IN THE PLACE                             |        |          |          |        |          |       |         |        |             |         |         |         |
| ALL VACANT UNITS . . . . .                     |        |          |          |        |          |       |         |        |             |         |         |         |
| 10 ACRES OR MORE . . . . .                     | 342    | 211      | 49       | 288    | 136      | 86    | 273     | 434    | 43          | 88      | 122     | 108     |
| LESS THAN 10 ACRES . . . . .                   | 629    | 417      | ...      | 503    | 48       | 108   | 323     | 150    | 120         | 242     | 347     | 314     |
| AVAILABLE VACANT UNITS . . . . .               |        |          |          |        |          |       |         |        |             |         |         |         |
| 10 ACRES OR MORE . . . . .                     | 20     | 241      | ...      | 58     | 21       | 48    | 69      | 16     | 80          | 22      | 252     | 24      |
| LESS THAN 10 ACRES . . . . .                   | 20     | 205      | ...      | 58     | 16       | 45    | 45      | 16     | 76          | 22      | 247     | 24      |

Table 32.—OCCUPANCY AND FINANCIAL CHARACTERISTICS AND HEATING EQUIPMENT OF RURAL-NONFARM HOUSING UNITS, FOR COUNTIES: 1960—Con.

[Based on sample; see text. Median not shown where base is less than 200; plus (+) or minus (-) after number indicates median above or below that number]

Heating Equipment  
Persons  
Persons per Room  
Year Moved into Unit  
Home Food Freezer  
Value  
Gross Rent  
Contract Rent  
Acres in the  
Place

| SUBJECT                              | NATRONA | NIOBRARA | PARK  | PLATTE | SHERIDAN | SUBLETTE | SWEET-WATER | TETON  | UINTA | WASHAKIE | WESTON | YELLOW-STONE NATIONAL PARK (PART) |
|--------------------------------------|---------|----------|-------|--------|----------|----------|-------------|--------|-------|----------|--------|-----------------------------------|
| ALL HOUSING UNITS . . . . .          | 3 345   | 1 170    | 1 498 | 2 020  | 1 841    | 1 207    | 1 577       | 1 380  | 508   | 647      | 873    | 227                               |
| HEATING EQUIPMENT                    |         |          |       |        |          |          |             |        |       |          |        |                                   |
| STEAM OR HOT WATER . . . . .         | 91      | 141      | 47    | 75     | 82       | 70       | 29          | 44     | 20    | 27       | 23     | 62                                |
| WARM AIR FURNACE . . . . .           | 896     | 352      | 307   | 341    | 587      | 323      | 347         | 385    | 67    | 54       | 275    | 57                                |
| BUILT-IN ROOM UNITS . . . . .        | 789     | 112      | 230   | 401    | 164      | 229      | 89          | 218    | 120   | 104      | 110    | ...                               |
| OTHER MEANS WITH FLUE . . . . .      | 1 476   | 423      | 881   | 1 172  | 891      | 552      | 992         | 685    | 259   | 412      | 461    | 100                               |
| OTHER MEANS WITHOUT FLUE . . . . .   | 52      | 122      | 22    | 16     | 38       | 25       | 85          | 36     | 42    | 13       | 4      | 8                                 |
| NONE . . . . .                       | 41      | 20       | 11    | 15     | 79       | 8        | 35          | 12     | ...   | 37       | ...    | ...                               |
| ALL OCCUPIED UNITS . . . . .         | 2 804   | 913      | 1 046 | 1 683  | 1 223    | 806      | 971         | 824    | 457   | 423      | 753    | 108                               |
| PERSONS                              |         |          |       |        |          |          |             |        |       |          |        |                                   |
| 1 PERSON . . . . .                   | 306     | 168      | 139   | 285    | 117      | 115      | 112         | 109    | 51    | 51       | 137    | 24                                |
| 2 PERSONS . . . . .                  | 667     | 292      | 261   | 552    | 390      | 205      | 230         | 264    | 125   | 109      | 177    | 12                                |
| 3 PERSONS . . . . .                  | 362     | 126      | 164   | 306    | 194      | 129      | 130         | 162    | 69    | 72       | 125    | 32                                |
| 4 PERSONS . . . . .                  | 637     | 154      | 157   | 284    | 161      | 167      | 188         | 132    | 64    | 76       | 142    | 16                                |
| 5 PERSONS . . . . .                  | 421     | 105      | 149   | 102    | 199      | 111      | 138         | 93     | 72    | 67       | 62     | 16                                |
| 6 PERSONS . . . . .                  | 220     | 50       | 119   | 83     | 110      | 58       | 74          | 44     | 22    | 25       | 69     | 4                                 |
| 7 PERSONS . . . . .                  | 95      | 4        | 37    | 43     | 44       | 7        | 59          | 16     | 31    | 8        | 11     | ...                               |
| 8 PERSONS OR MORE . . . . .          | 96      | 14       | 20    | 28     | 8        | 14       | 40          | 4      | 23    | 15       | 30     | 4                                 |
| MEDIAN:                              |         |          |       |        |          |          |             |        |       |          |        |                                   |
| ALL OCCUPIED . . . . .               | 3.6     | 2.5      | 3.3   | 2.5    | 3.0      | 3.1      | 3.6         | 2.7    | 3.3   | 3.2      | 3.0    | ...                               |
| OWNER . . . . .                      | 3.6     | 2.3      | 3.1   | 2.3    | 2.8      | 3.3      | 3.7         | 2.8    | 3.2   | 2.9      | 2.9    | ...                               |
| RENTER . . . . .                     | 3.8     | 3.0      | 3.5   | 2.9    | 3.7      | 2.9      | 3.4         | 2.7    | ...   | ...      | 3.2    | ...                               |
| PERSONS PER ROOM                     |         |          |       |        |          |          |             |        |       |          |        |                                   |
| 1.00 OR LESS . . . . .               | 2 170   | 811      | 800   | 1 485  | 1 010    | 640      | 705         | 703    | 334   | 324      | 593    | 96                                |
| 1.01 OR MORE . . . . .               | 634     | 102      | 246   | 1 98   | 213      | 166      | 266         | 121    | 123   | 99       | 160    | 12                                |
| YEAR MOVED INTO UNIT                 |         |          |       |        |          |          |             |        |       |          |        |                                   |
| OWNER OCCUPIED . . . . .             | 2 088   | 579      | 595   | 992    | 883      | 480      | 493         | 502    | 293   | 256      | 501    | ...                               |
| 1958 TO MARCH 1960 . . . . .         | 1 034   | 108      | 200   | 182    | 221      | 212      | 111         | 96     | 68    | 96       | 178    | ...                               |
| 1954 TO 1957 . . . . .               | 505     | 142      | 178   | 185    | 202      | 120      | 166         | 140    | 65    | 77       | 87     | ...                               |
| 1940 TO 1953 . . . . .               | 479     | 233      | 172   | 496    | 323      | 99       | 141         | 194    | 108   | 69       | 178    | ...                               |
| 1939 OR EARLIER . . . . .            | 70      | 96       | 45    | 129    | 137      | 49       | 75          | 72     | 52    | 14       | 58     | ...                               |
| RENTER OCCUPIED . . . . .            | 716     | 334      | 451   | 691    | 340      | 326      | 478         | 322    | 164   | 167      | 252    | 108                               |
| 1958 TO MARCH 1960 . . . . .         | 542     | 232      | 293   | 411    | 193      | 214      | 188         | 225    | 77    | 83       | 170    | 68                                |
| 1954 TO 1957 . . . . .               | 114     | 87       | 85    | 139    | 62       | 68       | 126         | 70     | 52    | 43       | 39     | 28                                |
| 1940 TO 1953 . . . . .               | 46      | 45       | 62    | 127    | 81       | 44       | 147         | 25     | 35    | 34       | 32     | 12                                |
| 1939 OR EARLIER . . . . .            | 14      | ...      | 11    | 24     | 4        | ...      | 17          | 4      | ...   | 7        | 11     | ...                               |
| HOME FOOD FREEZER                    |         |          |       |        |          |          |             |        |       |          |        |                                   |
| 1 OR MORE . . . . .                  | 1 000   | 321      | 423   | 688    | 639      | 292      | 325         | 337    | 168   | 282      | 250    | 72                                |
| NONE . . . . .                       | 1 810   | 599      | 561   | 951    | 606      | 575      | 577         | 422    | 279   | 176      | 413    | 48                                |
| VALUE                                |         |          |       |        |          |          |             |        |       |          |        |                                   |
| OWNER OCCUPIED . . . . .             | 1 422   | 428      | 340   | 861    | 743      | 258      | 323         | 374    | 207   | 134      | 300    | ...                               |
| LESS THAN \$5,000 . . . . .          | 439     | 131      | 77    | 191    | 233      | 49       | 262         | 24     | 44    | 25       | 97     | ...                               |
| \$5,000 TO \$7,400 . . . . .         | 214     | 81       | 62    | 208    | 102      | 42       | 28          | 51     | 60    | 27       | 70     | ...                               |
| \$7,500 TO \$9,900 . . . . .         | 173     | 53       | 57    | 111    | 59       | 32       | 12          | 36     | 49    | 21       | 71     | ...                               |
| \$10,000 TO \$12,400 . . . . .       | 165     | 73       | 35    | 144    | 139      | 50       | 12          | 63     | 29    | 16       | 41     | ...                               |
| \$12,500 TO \$14,900 . . . . .       | 157     | 20       | 52    | 79     | 54       | 41       | ...         | 32     | ...   | 12       | 8      | ...                               |
| \$15,000 TO \$19,900 . . . . .       | 183     | 37       | 26    | 108    | 74       | 27       | ...         | 60     | 17    | 17       | 8      | ...                               |
| \$20,000 TO \$24,900 . . . . .       | 30      | 21       | 12    | 16     | 38       | 4        | 4           | 52     | ...   | 4        | ...    | ...                               |
| \$25,000 OR MORE . . . . .           | 61      | 12       | 19    | 4      | 44       | 13       | 5           | 56     | 8     | 12       | 5      | ...                               |
| MEDIAN . . . . . DOLLARS             | 8 300   | 7 600    | 8 900 | 8 200  | 9 000    | 10 300   | 5 000-      | 13 500 | 7 500 | ...      | 6 900  | ...                               |
| VACANT AVAILABLE FOR SALE . . . . .  | 58      | 4        | 5     | 5      | 17       | ...      | ...         | 4      | 4     | 5        | ...    | ...                               |
| MEDIAN PRICE ASKED . . . . . DOLLARS | ...     | ...      | ...   | ...    | ...      | ...      | ...         | ...    | ...   | ...      | ...    | ...                               |
| GROSS RENT                           |         |          |       |        |          |          |             |        |       |          |        |                                   |
| RENTER OCCUPIED . . . . .            | 716     | 334      | 451   | 691    | 340      | 326      | 478         | 322    | 164   | 167      | 252    | 108                               |
| LESS THAN \$20 . . . . .             | 34      | 17       | 11    | 16     | 4        | 5        | 32          | ...    | ...   | ...      | 4      | 28                                |
| \$20 TO \$39 . . . . .               | 47      | 55       | 82    | 78     | 69       | 55       | 79          | 12     | 10    | 25       | 66     | 40                                |
| \$40 TO \$59 . . . . .               | 96      | 89       | 88    | 208    | 81       | 40       | 137         | 41     | 19    | 36       | 32     | 32                                |
| \$60 TO \$79 . . . . .               | 154     | 67       | 97    | 186    | 61       | 46       | 41          | 91     | 37    | 41       | 60     | 8                                 |
| \$80 TO \$99 . . . . .               | 126     | 30       | 40    | 67     | 20       | 48       | 4           | 65     | 11    | 14       | 29     | ...                               |
| \$100 TO \$119 . . . . .             | 52      | 13       | 4     | 4      | 24       | 48       | 4           | 36     | ...   | 8        | 8      | ...                               |
| \$120 OR MORE . . . . .              | 42      | 10       | 4     | 8      | 4        | 33       | ...         | 8      | 11    | ...      | 4      | ...                               |
| NO CASH RENT . . . . .               | 165     | 53       | 125   | 124    | 77       | 51       | 181         | 69     | 76    | 43       | 49     | ...                               |
| MEDIAN . . . . . DOLLARS             | 70      | 54       | 56    | 58     | 53       | 76       | 44          | 75     | ...   | ...      | 60     | ...                               |
| CONTRACT RENT                        |         |          |       |        |          |          |             |        |       |          |        |                                   |
| RENTER OCCUPIED . . . . .            | 551     | 281      | 326   | 567    | 263      | 275      | 297         | 253    | 88    | 124      | 203    | 108                               |
| MEDIAN . . . . . DOLLARS             | 60      | 44       | 45    | 41     | 42       | 59       | 30          | 61     | ...   | ...      | 39     | ...                               |
| VACANT AVAILABLE FOR RENT . . . . .  | 61      | 29       | 47    | 79     | 23       | 8        | 103         | 16     | 17    | ...      | 7      | 9                                 |
| MEDIAN RENT ASKED . . . . . DOLLARS  | ...     | ...      | ...   | ...    | ...      | ...      | ...         | ...    | ...   | ...      | ...    | ...                               |
| ACRES IN THE PLACE                   |         |          |       |        |          |          |             |        |       |          |        |                                   |
| ALL VACANT UNITS . . . . .           | 541     | 257      | 452   | 337    | 618      | 401      | 606         | 556    | 51    | 224      | 120    | 119                               |
| 10 ACRES OR MORE . . . . .           | 151     | 125      | 231   | 170    | 214      | 115      | 75          | 233    | 9     | 144      | 85     | 57                                |
| LESS THAN 10 ACRES . . . . .         | 390     | 132      | 221   | 167    | 404      | 286      | 531         | 323    | 42    | 80       | 35     | 62                                |
| AVAILABLE VACANT UNITS . . . . .     | 126     | 41       | 97    | 89     | 40       | 8        | 117         | 20     | 21    | 9        | 43     | 13                                |
| 10 ACRES OR MORE . . . . .           | 7       | 8        | 45    | 5      | ...      | ...      | 14          | ...    | ...   | 4        | 29     | 4                                 |
| LESS THAN 10 ACRES . . . . .         | 119     | 33       | 52    | 84     | 40       | 8        | 103         | 20     | 21    | 5        | 14     | 9                                 |

Table 33.—TENURE, CONDITION AND PLUMBING FACILITIES, AND STRUCTURAL CHARACTERISTICS OF OCCUPIED RURAL-FARM HOUSING UNITS, FOR COUNTIES: 1960

[Based on sample; see text. Median not shown where base is less than 200]

Tenure by Color  
Condition and  
Plumbing  
Water Supply  
Toilet Fac.  
Bathing Fac.  
Rooms  
Year Struct. Built  
Heating Equipment  
Source of Water  
Sewage Disposal  
Home Food Freezer

| SUBJECT   | ALBANY | BIG HORN | CAMPBELL | CARBON | CONVERSE | CROOK | FREMONT | GOSHEN | HOT SPRINGS | JOHNSON | LARAMIE | LINCOLN |
|---|--------|----------|----------|--------|----------|-------|---------|--------|-------------|---------|---------|---------|
| TENURE AND COLOR                                    |        |          |          |        |          |       |         |        |             |         |         |         |
| ALL OCCUPIED UNITS . . . . .                        | 313    | 901      | 581      | 446    | 435      | 523   | 1 109   | 1 247  | 206         | 346     | 731     | 555     |
| OWNER OCCUPIED . . . . .                            | 231    | 621      | 409      | 287    | 303      | 408   | 903     | 732    | 153         | 212     | 492     | 475     |
| WHITE . . . . .                                     | 227    | 617      | 409      | 287    | 303      | 408   | 783     | 732    | 153         | 212     | 492     | 475     |
| NONWHITE . . . . .                                  | 4      | 4        | ...      | ...    | ...      | ...   | 120     | ...    | ...         | ...     | ...     | ...     |
| RENTER OCCUPIED . . . . .                           | 82     | 280      | 172      | 159    | 132      | 115   | 206     | 515    | 53          | 134     | 239     | 80      |
| WHITE . . . . .                                     | 82     | 280      | 172      | 159    | 132      | 115   | 188     | 515    | 45          | 134     | 239     | 80      |
| NONWHITE . . . . .                                  | ...    | ...      | ...      | ...    | ...      | ...   | 18      | ...    | 8           | ...     | ...     | ...     |
| CONDITION AND PLUMBING                              |        |          |          |        |          |       |         |        |             |         |         |         |
| ALL OCCUPIED UNITS . . . . .                        | 313    | 901      | 581      | 446    | 435      | 523   | 1 109   | 1 247  | 206         | 346     | 731     | 555     |
| SOUND . . . . .                                     | 241    | 645      | 433      | 394    | 336      | 440   | 904     | 1 015  | 170         | 234     | 655     | 486     |
| WITH ALL PLUMBING FACILITIES . . . . .              | 206    | 536      | 339      | 342    | 224      | 281   | 685     | 859    | 117         | 180     | 594     | 413     |
| LACKING ONLY HOT WATER . . . . .                    | ...    | 8        | 8        | ...    | ...      | ...   | 8       | 7      | ...         | 4       | 4       | 4       |
| LACKING OTHER PLUMBING FACILITIES . . . . .         | 35     | 101      | 86       | 52     | 112      | 159   | 211     | 149    | 53          | 50      | 57      | 69      |
| DETERIORATING . . . . .                             | 52     | 224      | 97       | 39     | 73       | 74    | 112     | 209    | 31          | 63      | 68      | 56      |
| WITH ALL PLUMBING FACILITIES . . . . .              | 29     | 64       | 27       | 27     | 27       | 4     | 32      | 121    | 4           | 48      | 38      | 39      |
| LACKING ONLY HOT WATER . . . . .                    | ...    | ...      | ...      | ...    | 4        | 4     | ...     | 8      | ...         | ...     | ...     | ...     |
| LACKING OTHER PLUMBING FACILITIES . . . . .         | 23     | 160      | 70       | 12     | 42       | 66    | 80      | 80     | 27          | 15      | 30      | 17      |
| DILAPIDATED . . . . .                               | 20     | 32       | 51       | 13     | 26       | 9     | 93      | 23     | 5           | 49      | 8       | 13      |
| RENTER OCCUPIED . . . . .                           | 82     | 280      | 172      | 159    | 132      | 115   | 206     | 515    | 53          | 134     | 239     | 80      |
| SOUND . . . . .                                     | 61     | 180      | 134      | 147    | 89       | 83    | 171     | 406    | 45          | 92      | 209     | 66      |
| WITH ALL PLUMBING FACILITIES . . . . .              | 49     | 147      | 105      | 111    | 37       | 32    | 104     | 332    | 33          | 58      | 181     | 33      |
| LACKING SOME OR ALL FACILITIES . . . . .            | 12     | 33       | 29       | 36     | 52       | 51    | 67      | 74     | 12          | 34      | 28      | 33      |
| DETERIORATING . . . . .                             | 21     | 96       | 19       | 12     | 34       | 32    | 19      | 94     | 8           | 33      | 30      | 9       |
| WITH ALL PLUMBING FACILITIES . . . . .              | 13     | 32       | 5        | 4      | 19       | 4     | 4       | 43     | ...         | 2       | 13      | 4       |
| LACKING SOME OR ALL FACILITIES . . . . .            | 8      | 64       | 14       | 8      | 15       | 28    | 15      | 51     | 8           | 4       | 17      | 5       |
| DILAPIDATED . . . . .                               | ...    | 4        | 19       | ...    | 9        | ...   | 16      | 15     | ...         | 9       | ...     | 5       |
| ALL OCCUPIED UNITS . . . . .                        | 313    | 901      | 581      | 446    | 435      | 523   | 1 109   | 1 247  | 206         | 346     | 731     | 555     |
| WATER SUPPLY  |        |          |          |        |          |       |         |        |             |         |         |         |
| HOT AND COLD PIPED WATER INSIDE STRUCTURE . . . . . | 251    | 668      | 395      | 386    | 321      | 319   | 777     | 1 044  | 146         | 272     | 658     | 490     |
| ONLY COLD PIPED WATER INSIDE STRUCTURE . . . . .    | 8      | 64       | 40       | 4      | 49       | 34    | 40      | 77     | 17          | 17      | 20      | 16      |
| PIPED WATER OUTSIDE STRUCTURE . . . . .             | 7      | 8        | 17       | ...    | ...      | 18    | 32      | 15     | 9           | 12      | 9       | 8       |
| NO PIPED WATER . . . . .                            | 47     | 161      | 129      | 56     | 65       | 152   | 260     | 111    | 34          | 45      | 44      | 41      |
| TOILET FACILITIES                                   |        |          |          |        |          |       |         |        |             |         |         |         |
| FLUSH TOILET, EXCLUSIVE USE . . . . .               | 247    | 616      | 391      | 374    | 263      | 289   | 733     | 1 013  | 125         | 257     | 640     | 465     |
| FLUSH TOILET, SHARED . . . . .                      | ...    | 4        | ...      | ...    | 5        | ...   | 8       | 4      | ...         | ...     | ...     | 4       |
| OTHER TOILET FACILITIES OR NONE . . . . .           | 66     | 281      | 190      | 72     | 167      | 234   | 368     | 230    | 81          | 89      | 91      | 86      |
| BATHING FACILITIES                                  |        |          |          |        |          |       |         |        |             |         |         |         |
| BATHTUB OR SHOWER, EXCLUSIVE USE . . . . .          | 243    | 620      | 392      | 386    | 272      | 293   | 737     | 1 017  | 121         | 264     | 640     | 465     |
| BATHTUB OR SHOWER, SHARED . . . . .                 | 4      | 8        | 5        | ...    | 5        | ...   | 8       | 4      | ...         | ...     | ...     | 4       |
| NO BATHTUB OR SHOWER . . . . .                      | 66     | 273      | 184      | 60     | 158      | 230   | 364     | 226    | 85          | 82      | 91      | 86      |
| ROOMS   |        |          |          |        |          |       |         |        |             |         |         |         |
| 1 ROOM . . . . .                                    | ...    | 20       | 18       | 24     | 5        | 4     | 24      | 12     | ...         | ...     | 20      | 33      |
| 2 ROOMS . . . . .                                   | 4      | 20       | 25       | 8      | 15       | 21    | 53      | 30     | 8           | 8       | 29      | 8       |
| 3 ROOMS . . . . .                                   | 16     | 56       | 35       | 38     | 42       | 46    | 83      | 115    | 9           | 41      | 33      | 13      |
| 4 ROOMS . . . . .                                   | 55     | 210      | 95       | 79     | 97       | 139   | 316     | 320    | 64          | 79      | 118     | 59      |
| 5 ROOMS . . . . .                                   | 87     | 275      | 157      | 95     | 88       | 88    | 309     | 290    | 56          | 60      | 184     | 161     |
| 6 ROOMS . . . . .                                   | 39     | 179      | 127      | 100    | 84       | 95    | 191     | 253    | 37          | 76      | 154     | 138     |
| 7 ROOMS . . . . .                                   | 37     | 76       | 62       | 40     | 48       | 79    | 72      | 111    | 20          | 32      | 68      | 79      |
| 8 ROOMS OR MORE . . . . .                           | 75     | 65       | 62       | 62     | 56       | 51    | 61      | 116    | 12          | 50      | 125     | 64      |
| MEDIAN! . . . . .                                   | ...    | ...      | ...      | ...    | ...      | ...   | ...     | ...    | ...         | ...     | ...     | ...     |
| ALL OCCUPIED . . . . .                              | 5.4    | 5.0      | 5.2      | 5.3    | 5.2      | 5.1   | 4.8     | 5.0    | 4.9         | 5.3     | 5.4     | 5.5     |
| OWNER . . . . .                                     | 5.5    | 5.2      | 5.2      | 5.6    | 5.6      | 5.3   | 4.8     | 5.3    | ...         | 5.6     | 5.6     | 5.7     |
| RENTER . . . . .                                    | ...    | 4.5      | ...      | ...    | ...      | ...   | 4.6     | 4.7    | ...         | ...     | 5.0     | ...     |
| YEAR STRUCTURE BUILT                                |        |          |          |        |          |       |         |        |             |         |         |         |
| 1955 TO MARCH 1960 . . . . .                        | 32     | 55       | 42       | 22     | 17       | 44    | 98      | 49     | 8           | 28      | 50      | 20      |
| 1950 TO 1954 . . . . .                              | 42     | 56       | 43       | 82     | 17       | 49    | 133     | 82     | 23          | 23      | 39      | 59      |
| 1940 TO 1949 . . . . .                              | 43     | 144      | 59       | 37     | 35       | 33    | 248     | 167    | 29          | 31      | 61      | 165     |
| 1930 TO 1939 . . . . .                              | 36     | 122      | 47       | 60     | 33       | 53    | 241     | 237    | 17          | 29      | 86      | 76      |
| 1929 OR EARLIER . . . . .                           | 160    | 524      | 390      | 245    | 333      | 344   | 389     | 712    | 129         | 235     | 495     | 235     |
| HEATING EQUIPMENT                                   |        |          |          |        |          |       |         |        |             |         |         |         |
| STEAM OR HOT WATER . . . . .                        | 8      | 15       | 6        | 8      | 5        | ...   | 8       | 15     | ...         | 7       | 17      | 12      |
| WARM AIR FURNACE . . . . .                          | 27     | 183      | 125      | 94     | 83       | 89    | 160     | 280    | 29          | 87      | 296     | 218     |
| BUILT-IN ROOM UNITS . . . . .                       | 46     | 137      | 173      | 66     | 5        | 40    | 105     | 190    | 22          | 8       | 147     | 44      |
| OTHER MEANS WITH FLUE . . . . .                     | 228    | 546      | 273      | 278    | 338      | 385   | 809     | 726    | 155         | 244     | 263     | 273     |
| OTHER MEANS WITHOUT FLUE . . . . .                  | 4      | 20       | 4        | ...    | 4        | 9     | 27      | 32     | ...         | ...     | 4       | 8       |
| NONE . . . . .                                      | ...    | ...      | ...      | ...    | ...      | ...   | ...     | 4      | ...         | ...     | 4       | ...     |
| SOURCE OF WATER                                     |        |          |          |        |          |       |         |        |             |         |         |         |
| PUBLIC SYSTEM OR PRIVATE COMPANY . . . . .          | 21     | 92       | ...      | 5      | 11       | 6     | 36      | 10     | 10          | 20      | 17      | 229     |
| INDIVIDUAL WELL . . . . .                           | 275    | 534      | 528      | 337    | 364      | 467   | 809     | 1 193  | 113         | 225     | 664     | 181     |
| OTHER . . . . .                                     | 35     | 244      | 54       | 101    | 67       | 48    | 239     | 27     | 96          | 94      | 25      | 137     |
| SEWAGE DISPOSAL                                     |        |          |          |        |          |       |         |        |             |         |         |         |
| PUBLIC SEWER . . . . .                              | ...    | 16       | 12       | 5      | ...      | ...   | 10      | ...    | 5           | ...     | 17      | 12      |
| SEPTIC TANK OR CESSPOOL . . . . .                   | 288    | 559      | 450      | 363    | 294      | 364   | 713     | 943    | 121         | 237     | 591     | 424     |
| OTHER OR NONE . . . . .                             | 43     | 301      | 120      | 75     | 148      | 157   | 361     | 287    | 93          | 102     | 100     | 111     |
| HOME FOOD FREEZER                                   |        |          |          |        |          |       |         |        |             |         |         |         |
| 1 OR MORE . . . . .                                 | 230    | 653      | 413      | 376    | 290      | 369   | 734     | 722    | 98          | 224     | 539     | 258     |
| NONE . . . . .                                      | 21     | 340      | 161      | 90     | 116      | 127   | 457     | 621    | 45          | 141     | 293     | 330     |

Table 33.—TENURE, CONDITION AND PLUMBING FACILITIES, AND STRUCTURAL CHARACTERISTICS OF OCCUPIED RURAL-FARM HOUSING UNITS, FOR COUNTIES: 1960—CON.

[Based on sample; see text. Median not shown where base is less than 200]

Tenure by Color  
Condition and  
Plumbing  
Water Supply  
Toilet Fac.  
Bathing Fac.

Rooms  
Year Struct. Built  
Heating Equipment  
Source of Water  
Sewage Disposal  
Home Food Freezer

| SUBJECT   | NATRONA | NIOBRARA | PARK | PLATTE | SHERIDAN | SUBLETTE | SWEET-WATER | TETON | UINTA | WASHAKIE | WESTON | YELLOW-STONE NATIONAL PARK (PART) |
|---|---------|----------|------|--------|----------|----------|-------------|-------|-------|----------|--------|-----------------------------------|
| TENURE AND COLOR                                    |         |          |      |        |          |          |             |       |       |          |        |                                   |
| ALL OCCUPIED UNITS . . . . .                        | 217     | 383      | 977  | 611    | 718      | 330      | 156         | 136   | 251   | 367      | 289    | 12                                |
| OWNER OCCUPIED . . . . .                            | 133     | 280      | 702  | 423    | 519      | 235      | 82          | 91    | 188   | 161      | 224    | 4                                 |
| WHITE . . . . .                                     | 133     | 280      | 698  | 423    | 519      | 235      | 82          | 91    | 188   | 157      | 224    | 4                                 |
| NONWHITE . . . . .                                  | ...     | ...      | 4    | ...    | ...      | ...      | ...         | ...   | ...   | 4        | ...    | ...                               |
| RENTER OCCUPIED . . . . .                           | 84      | 103      | 275  | 188    | 199      | 95       | 74          | 45    | 63    | 206      | 65     | 8                                 |
| WHITE . . . . .                                     | 84      | 99       | 271  | 188    | 199      | 95       | 74          | 45    | 63    | 190      | 65     | 8                                 |
| NONWHITE . . . . .                                  | ...     | 4        | 4    | ...    | ...      | ...      | ...         | ...   | ...   | 16       | ...    | ...                               |
| CONDITION AND PLUMBING                              |         |          |      |        |          |          |             |       |       |          |        |                                   |
| ALL OCCUPIED UNITS . . . . .                        | 217     | 383      | 977  | 611    | 718      | 330      | 156         | 136   | 251   | 367      | 289    | 12                                |
| SOUND . . . . .                                     | 87      | 346      | 791  | 440    | 419      | 300      | 123         | 127   | 167   | 301      | 195    | 8                                 |
| WITH ALL PLUMBING FACILITIES . . . . .              | 59      | 266      | 702  | 396    | 380      | 235      | 38          | 115   | 140   | 270      | 170    | 4                                 |
| LACKING ONLY HOT WATER . . . . .                    | ...     | 4        | 8    | 4      | ...      | ...      | ...         | ...   | ...   | ...      | ...    | ...                               |
| LACKING OTHER PLUMBING FACILITIES . . . . .         | 28      | 76       | 81   | 40     | 39       | 65       | 81          | 12    | 27    | 31       | 25     | 4                                 |
| DETERIORATING . . . . .                             | 125     | 29       | 175  | 163    | 261      | 24       | 29          | 9     | 57    | 54       | 78     | ...                               |
| WITH ALL PLUMBING FACILITIES . . . . .              | 39      | 8        | 101  | 99     | 196      | 7        | 8           | 9     | 42    | 30       | 48     | ...                               |
| LACKING ONLY HOT WATER . . . . .                    | 10      | 4        | ...  | 8      | 4        | ...      | ...         | ...   | ...   | ...      | ...    | ...                               |
| LACKING OTHER PLUMBING FACILITIES . . . . .         | 76      | 17       | 74   | 56     | 61       | 17       | 21          | ...   | 15    | 24       | 30     | ...                               |
| DILAPIDATED . . . . .                               | 5       | 8        | 11   | 8      | 38       | 6        | 4           | ...   | 27    | 12       | 16     | 4                                 |
| RENTER OCCUPIED . . . . .                           | 84      | 103      | 275  | 188    | 199      | 95       | 74          | 45    | 63    | 206      | 65     | 8                                 |
| SOUND . . . . .                                     | 12      | 86       | 194  | 132    | 95       | 85       | 70          | 36    | 29    | 164      | 32     | 4                                 |
| WITH ALL PLUMBING FACILITIES . . . . .              | 4       | 63       | 167  | 116    | 95       | 55       | 5           | 32    | 18    | 145      | 28     | ...                               |
| LACKING SOME OR ALL FACILITIES . . . . .            | 8       | 23       | 27   | 16     | ...      | 30       | 65          | 4     | 11    | 19       | 4      | 4                                 |
| DETERIORATING . . . . .                             | 67      | 13       | 74   | 56     | 96       | 10       | ...         | 9     | 20    | 30       | 25     | ...                               |
| WITH ALL PLUMBING FACILITIES . . . . .              | 23      | ...      | 46   | 40     | 72       | ...      | ...         | 9     | 13    | 18       | 15     | ...                               |
| LACKING SOME OR ALL FACILITIES . . . . .            | 44      | 13       | 28   | 16     | 24       | 10       | ...         | ...   | 7     | 12       | 10     | ...                               |
| DILAPIDATED . . . . .                               | 5       | 4        | 7    | ...    | 8        | ...      | 4           | ...   | 14    | 12       | 8      | 4                                 |
| ALL OCCUPIED UNITS . . . . .                        | 217     | 383      | 977  | 611    | 718      | 330      | 156         | 136   | 251   | 367      | 289    | 12                                |
| WATER SUPPLY  |         |          |      |        |          |          |             |       |       |          |        |                                   |
| HOT AND COLD PIPED WATER INSIDE STRUCTURE . . . . . | 102     | 287      | 843  | 523    | 626      | 245      | 50          | 132   | 215   | 312      | 235    | 4                                 |
| ONLY COLD PIPED WATER INSIDE STRUCTURE . . . . .    | 14      | 46       | 35   | 56     | 25       | 15       | 12          | ...   | 8     | 19       | 11     | ...                               |
| PIPED WATER OUTSIDE STRUCTURE . . . . .             | 4       | 5        | 12   | 12     | 12       | 22       | 8           | 4     | ...   | 8        | ...    | ...                               |
| NO PIPED WATER . . . . .                            | 97      | 45       | 87   | 20     | 55       | 48       | 86          | ...   | 28    | 28       | 43     | 8                                 |
| TOILET FACILITIES                                   |         |          |      |        |          |          |             |       |       |          |        |                                   |
| FLUSH TOILET, EXCLUSIVE USE . . . . .               | 108     | 282      | 815  | 511    | 610      | 251      | 50          | 124   | 195   | 304      | 218    | 4                                 |
| FLUSH TOILET, SHARED . . . . .                      | ...     | ...      | ...  | 4      | ...      | 4        | ...         | ...   | ...   | ...      | ...    | ...                               |
| OTHER TOILET FACILITIES OR NONE . . . . .           | 109     | 101      | 162  | 96     | 108      | 75       | 106         | 12    | 56    | 63       | 71     | 8                                 |
| BATHING FACILITIES                                  |         |          |      |        |          |          |             |       |       |          |        |                                   |
| BATHTUB OR SHOWER, EXCLUSIVE USE . . . . .          | 108     | 294      | 819  | 511    | 605      | 248      | 50          | 128   | 195   | 308      | 231    | 4                                 |
| BATHTUB OR SHOWER, SHARED . . . . .                 | ...     | ...      | ...  | 4      | ...      | 4        | ...         | ...   | 4     | ...      | ...    | ...                               |
| NO BATHTUB OR SHOWER . . . . .                      | 109     | 89       | 158  | 96     | 113      | 78       | 106         | 8     | 52    | 59       | 58     | 8                                 |
| ROOMS   |         |          |      |        |          |          |             |       |       |          |        |                                   |
| 1 ROOM . . . . .                                    | 38      | 9        | 23   | ...    | ...      | 20       | 57          | ...   | 14    | 8        | 4      | 4                                 |
| 2 ROOMS . . . . .                                   | 12      | 8        | 32   | ...    | 12       | 21       | 4           | 12    | 4     | 12       | 7      | ...                               |
| 3 ROOMS . . . . .                                   | 11      | 21       | 50   | 67     | 54       | 34       | ...         | 12    | 8     | 30       | 32     | ...                               |
| 4 ROOMS . . . . .                                   | 67      | 94       | 222  | 119    | 160      | 57       | 29          | 9     | 45    | 64       | 88     | 4                                 |
| 5 ROOMS . . . . .                                   | 32      | 106      | 280  | 160    | 160      | 74       | 25          | 40    | 64    | 90       | 71     | ...                               |
| 6 ROOMS . . . . .                                   | 28      | 61       | 189  | 118    | 151      | 35       | 33          | 12    | 88    | 82       | 52     | ...                               |
| 7 ROOMS . . . . .                                   | 29      | 45       | 124  | 76     | 86       | 25       | 8           | 23    | 20    | 36       | 20     | ...                               |
| 8 ROOMS OR MORE . . . . .                           | ...     | 39       | 57   | 71     | 95       | 64       | ...         | 28    | 8     | 45       | 15     | 4                                 |
| MEDIAN:   |         |          |      |        |          |          |             |       |       |          |        |                                   |
| ALL OCCUPIED . . . . .                              | 4.2     | 5.1      | 5.1  | 5.2    | 5.3      | 4.9      | ...         | ...   | 5.4   | 5.3      | 4.7    | ...                               |
| OWNER . . . . .                                     | ...     | 5.2      | 5.2  | 5.4    | 5.6      | 5.4      | ...         | ...   | ...   | ...      | 4.8    | ...                               |
| RENTER . . . . .                                    | ...     | ...      | 4.5  | ...    | ...      | ...      | ...         | ...   | ...   | 5.1      | ...    | ...                               |
| YEAR STRUCTURE BUILT                                |         |          |      |        |          |          |             |       |       |          |        |                                   |
| 1955 TO MARCH 1960 . . . . .                        | 24      | 8        | 74   | 40     | 29       | 61       | 4           | 16    | 9     | 27       | 21     | 8                                 |
| 1950 TO 1954 . . . . .                              | 27      | 30       | 69   | 38     | 59       | 41       | 13          | 48    | 19    | 35       | 28     | ...                               |
| 1940 TO 1949 . . . . .                              | 26      | 29       | 231  | 46     | 89       | 47       | 21          | 24    | 35    | 23       | 45     | ...                               |
| 1930 TO 1939 . . . . .                              | 30      | 41       | 122  | 60     | 101      | 42       | 36          | 16    | 19    | 63       | 48     | ...                               |
| 1929 OR EARLIER . . . . .                           | 110     | 275      | 481  | 427    | 440      | 139      | 82          | 32    | 169   | 219      | 147    | 4                                 |
| HEATING EQUIPMENT                                   |         |          |      |        |          |          |             |       |       |          |        |                                   |
| STEAM OR HOT WATER . . . . .                        | 4       | 8        | 27   | 12     | 52       | 7        | ...         | 4     | ...   | 12       | ...    | ...                               |
| WARM AIR FURNACE . . . . .                          | 15      | 94       | 321  | 38     | 263      | 63       | 6           | 24    | 63    | 76       | 69     | 8                                 |
| BUILT-IN ROOM UNITS . . . . .                       | 25      | ...      | 163  | 134    | 64       | 46       | 13          | 35    | 29    | 59       | 28     | ...                               |
| OTHER MEANS WITH FLUE . . . . .                     | 169     | 268      | 462  | 423    | 335      | 204      | 119         | 65    | 148   | 216      | 188    | 4                                 |
| OTHER MEANS WITHOUT FLUE . . . . .                  | ...     | 9        | 4    | 4      | 4        | ...      | ...         | 8     | 11    | 4        | 4      | ...                               |
| NONE . . . . .                                      | 4       | 4        | ...  | ...    | ...      | ...      | 16          | ...   | ...   | ...      | ...    | ...                               |
| SOURCE OF WATER                                     |         |          |      |        |          |          |             |       |       |          |        |                                   |
| PUBLIC SYSTEM OR PRIVATE COMPANY . . . . .          | 5       | 6        | 76   | 34     | 180      | 11       | 5           | 25    | 5     | ...      | 20     | 15                                |
| INDIVIDUAL WELL . . . . .                           | 156     | 366      | 707  | 562    | 499      | 282      | 95          | 65    | 222   | 332      | 183    | ...                               |
| OTHER . . . . .                                     | 58      | 20       | 169  | 5      | 52       | 56       | 85          | 29    | 18    | 45       | 61     | ...                               |
| SEWAGE DISPOSAL                                     |         |          |      |        |          |          |             |       |       |          |        |                                   |
| PUBLIC SEWER . . . . .                              | 5       | 6        | 5    | 5      | 6        | 5        | ...         | ...   | ...   | 5        | 10     | 10                                |
| SEPTIC TANK OR CESSPOOL . . . . .                   | 97      | 253      | 782  | 512    | 636      | 262      | 60          | 105   | 192   | 301      | 198    | ...                               |
| OTHER OR NONE . . . . .                             | 117     | 133      | 165  | 84     | 89       | 82       | 85          | 14    | 53    | 71       | 56     | 5                                 |
| HOME FOOD FREEZER                                   |         |          |      |        |          |          |             |       |       |          |        |                                   |
| 1 OR MORE . . . . .                                 | 39      | 185      | 741  | 440    | 556      | 122      | 50          | 101   | 186   | 253      | 268    | ...                               |
| NONE . . . . .                                      | 172     | 191      | 298  | 215    | 140      | 147      | 175         | 100   | 75    | 79       | 111    | ...                               |

Table 34.—OCCUPANCY CHARACTERISTICS AND RENT STATUS OF OCCUPIED RURAL-FARM HOUSING UNITS, FOR COUNTIES: 1960

Persons  
Persons per Room      Year Moved into Unit  
Rent Status

[Based on sample; see text. Median not shown where base is less than 200]

| SUBJECT                      | ALBANY | BIG HORN | CAMPBELL | CARBON | CONVERSE | CROOK | FREMONT | GOSHEN | HOT SPRINGS | JOHNSON | LARAMIE | LINCOLN |
|------------------------------|--------|----------|----------|--------|----------|-------|---------|--------|-------------|---------|---------|---------|
| ALL OCCUPIED UNITS . . . . . | 313    | 901      | 581      | 446    | 435      | 523   | 1 109   | 1 247  | 206         | 346     | 731     | 555     |
| PERSONS                      |        |          |          |        |          |       |         |        |             |         |         |         |
| 1 PERSON . . . . .           | 44     | 36       | 54       | 62     | 67       | 31    | 83      | 75     | 9           | 29      | 76      | 58      |
| 2 PERSONS . . . . .          | 102    | 208      | 153      | 118    | 100      | 127   | 220     | 277    | 50          | 80      | 173     | 97      |
| 3 PERSONS . . . . .          | 48     | 132      | 101      | 59     | 55       | 100   | 181     | 284    | 41          | 66      | 177     | 56      |
| 4 PERSONS . . . . .          | 57     | 150      | 106      | 69     | 86       | 126   | 187     | 267    | 41          | 78      | 113     | 76      |
| 5 PERSONS . . . . .          | 30     | 137      | 77       | 89     | 78       | 67    | 145     | 170    | 45          | 28      | 120     | 71      |
| 6 PERSONS . . . . .          | 16     | 127      | 42       | 29     | 14       | 36    | 135     | 92     | 12          | 32      | 48      | 87      |
| 7 PERSONS . . . . .          | 8      | 59       | 40       | 4      | 13       | 22    | 66      | 47     | ..          | 17      | 20      | 36      |
| 8 PERSONS OR MORE . . . . .  | 8      | 52       | 8        | 16     | 22       | 14    | 92      | 35     | 8           | 16      | 4       | 74      |
| MEDIAN:                      |        |          |          |        |          |       |         |        |             |         |         |         |
| ALL OCCUPIED . . . . .       | 2.7    | 4.0      | 3.3      | 3.2    | 3.4      | 3.5   | 3.9     | 3.5    | 3.6         | 3.5     | 3.2     | 4.4     |
| OWNER . . . . .              | 2.5    | 3.9      | 2.9      | 3.2    | 3.6      | 3.5   | 3.9     | 3.1    | ..          | 3.5     | 3.1     | 4.5     |
| RENTER . . . . .             | ..     | 4.1      | ..       | ..     | ..       | ..    | 3.7     | 3.9    | ..          | ..      | 3.3     | ..      |
| PERSONS PER ROOM             |        |          |          |        |          |       |         |        |             |         |         |         |
| 1.00 OR LESS . . . . .       | 293    | 676      | 506      | 392    | 363      | 455   | 820     | 1 052  | 164         | 289     | 664     | 413     |
| 1.01 OR MORE . . . . .       | 20     | 225      | 75       | 54     | 72       | 68    | 289     | 195    | 42          | 57      | 67      | 142     |
| YEAR MOVED INTO UNIT         |        |          |          |        |          |       |         |        |             |         |         |         |
| OWNER OCCUPIED . . . . .     |        |          |          |        |          |       |         |        |             |         |         |         |
| 1958 TO MARCH 1960 . . . . . | 39     | 79       | 32       | 44     | 41       | 43    | 188     | 91     | 20          | 12      | 38      | 40      |
| 1954 TO 1957 . . . . .       | 40     | 82       | 31       | 60     | 20       | 61    | 190     | 113    | 17          | 54      | 58      | 79      |
| 1940 TO 1953 . . . . .       | 89     | 272      | 131      | 117    | 141      | 136   | 370     | 313    | 70          | 78      | 186     | 229     |
| 1939 OR EARLIER . . . . .    | 63     | 188      | 215      | 66     | 101      | 168   | 155     | 215    | 46          | 68      | 210     | 127     |
| RENTER OCCUPIED . . . . .    |        |          |          |        |          |       |         |        |             |         |         |         |
| 1958 TO MARCH 1960 . . . . . | 36     | 188      | 49       | 76     | 88       | 36    | 79      | 243    | 37          | 71      | 130     | 25      |
| 1954 TO 1957 . . . . .       | 17     | 41       | 48       | 36     | 25       | 28    | 69      | 123    | 4           | 25      | 34      | 26      |
| 1940 TO 1953 . . . . .       | 25     | 39       | 50       | 43     | 14       | 27    | 43      | 107    | 12          | 33      | 54      | 20      |
| 1939 OR EARLIER . . . . .    | 4      | 12       | 25       | 4      | 5        | 24    | 15      | 42     | ..          | 5       | 21      | 9       |
| RENT STATUS                  |        |          |          |        |          |       |         |        |             |         |         |         |
| RENTER OCCUPIED . . . . .    | 82     | 280      | 172      | 159    | 132      | 115   | 206     | 515    | 53          | 134     | 239     | 80      |
| RENT PAID . . . . .          | 8      | 37       | 24       | 4      | 15       | 31    | 49      | 19     | 4           | 21      | 8       | 4       |
| NO CASH RENT . . . . .       | 74     | 243      | 148      | 155    | 117      | 84    | 157     | 496    | 49          | 113     | 231     | 76      |

| SUBJECT                      | NATRONA | NIOBRARA | PARK | PLATTE | SHERIDAN | SUBLETTE | SWEET-WATER | TETON | UINTA | WASHAKIE | WESTON | YELLOW-STONE NATIONAL PARK (PART) |
|------------------------------|---------|----------|------|--------|----------|----------|-------------|-------|-------|----------|--------|-----------------------------------|
| ALL OCCUPIED UNITS . . . . . | 217     | 383      | 977  | 611    | 718      | 330      | 156         | 136   | 251   | 367      | 289    | 12                                |
| PERSONS                      |         |          |      |        |          |          |             |       |       |          |        |                                   |
| 1 PERSON . . . . .           | 69      | 30       | 94   | 24     | 44       | 20       | 20          | 8     | 26    | 20       | 24     | 4                                 |
| 2 PERSONS . . . . .          | 50      | 123      | 248  | 243    | 205      | 101      | 67          | 19    | 57    | 67       | 80     | ..                                |
| 3 PERSONS . . . . .          | 16      | 80       | 156  | 99     | 144      | 43       | 28          | 25    | 23    | 58       | 43     | 8                                 |
| 4 PERSONS . . . . .          | 33      | 84       | 138  | 80     | 127      | 90       | 16          | 16    | 33    | 91       | 52     | ..                                |
| 5 PERSONS . . . . .          | 16      | 24       | 177  | 93     | 63       | 56       | 8           | 20    | 24    | 51       | 45     | ..                                |
| 6 PERSONS . . . . .          | 12      | 13       | 80   | 40     | 65       | 9        | 13          | 28    | 47    | 32       | 16     | ..                                |
| 7 PERSONS . . . . .          | 13      | 13       | 47   | 8      | 19       | 3        | 4           | 4     | 25    | 36       | 17     | ..                                |
| 8 PERSONS OR MORE . . . . .  | 8       | 16       | 37   | 24     | 21       | 8        | ..          | 16    | 16    | 12       | 12     | ..                                |
| MEDIAN:                      |         |          |      |        |          |          |             |       |       |          |        |                                   |
| ALL OCCUPIED . . . . .       | 2.3     | 3.0      | 3.4  | 2.9    | 3.3      | 3.5      | ..          | ..    | 4.1   | 3.9      | 3.4    | ..                                |
| OWNER . . . . .              | ..      | 2.9      | 3.3  | 2.5    | 3.1      | 3.2      | ..          | ..    | ..    | ..       | 3.3    | ..                                |
| RENTER . . . . .             | ..      | ..       | 3.9  | ..     | ..       | ..       | ..          | ..    | ..    | 4.3      | ..     | ..                                |
| PERSONS PER ROOM             |         |          |      |        |          |          |             |       |       |          |        |                                   |
| 1.00 OR LESS . . . . .       | 176     | 349      | 785  | 527    | 649      | 288      | 102         | 104   | 178   | 306      | 236    | 8                                 |
| 1.01 OR MORE . . . . .       | 41      | 34       | 192  | 84     | 69       | 42       | 54          | 32    | 73    | 61       | 53     | 4                                 |
| YEAR MOVED INTO UNIT         |         |          |      |        |          |          |             |       |       |          |        |                                   |
| OWNER OCCUPIED . . . . .     |         |          |      |        |          |          |             |       |       |          |        |                                   |
| 1958 TO MARCH 1960 . . . . . | 24      | 4        | 140  | 52     | 73       | 54       | 12          | 12    | 17    | 33       | 12     | 4                                 |
| 1954 TO 1957 . . . . .       | 27      | 54       | 88   | 72     | 92       | 54       | 25          | 31    | 4     | 33       | 17     | ..                                |
| 1940 TO 1953 . . . . .       | 36      | 105      | 322  | 187    | 247      | 62       | 25          | 36    | 74    | 34       | 115    | ..                                |
| 1939 OR EARLIER . . . . .    | 46      | 117      | 152  | 112    | 107      | 65       | 20          | 12    | 93    | 61       | 80     | ..                                |
| RENTER OCCUPIED . . . . .    |         |          |      |        |          |          |             |       |       |          |        |                                   |
| 1958 TO MARCH 1960 . . . . . | 65      | 38       | 157  | 90     | 80       | 40       | 41          | 8     | 16    | 104      | 39     | 8                                 |
| 1954 TO 1957 . . . . .       | 15      | 25       | 47   | 43     | 49       | 31       | 12          | 16    | 17    | 45       | 4      | ..                                |
| 1940 TO 1953 . . . . .       | 4       | 30       | 52   | 47     | 54       | 19       | 9           | 21    | 23    | 38       | 16     | ..                                |
| 1939 OR EARLIER . . . . .    | ..      | 10       | 19   | 8      | 16       | 5        | 12          | ..    | 7     | 19       | 6      | ..                                |
| RENT STATUS                  |         |          |      |        |          |          |             |       |       |          |        |                                   |
| RENTER OCCUPIED . . . . .    | 84      | 103      | 275  | 188    | 199      | 95       | 74          | 45    | 63    | 206      | 65     | 8                                 |
| RENT PAID . . . . .          | 5       | 34       | 19   | 52     | 8        | ..       | 4           | 4     | 7     | 16       | 8      | ..                                |
| NO CASH RENT . . . . .       | 79      | 69       | 256  | 136    | 191      | 95       | 70          | 41    | 56    | 190      | 57     | 8                                 |

Table 35.—SOURCE OF WATER AND SEWAGE DISPOSAL, FOR COUNTIES, 1960  
[Based on sample; see text]

| COUNTY                                     | ALL HOUSING UNITS | TOTAL <sup>1</sup> | SOURCE OF WATER                  |                 |       | SEWAGE DISPOSAL |                         |               |
|--|-------------------|--------------------|----------------------------------|-----------------|-------|-----------------|-------------------------|---------------|
|  |                   |                    | PUBLIC SYSTEM OR PRIVATE COMPANY | INDIVIDUAL WELL | OTHER | PUBLIC SEWER    | SEPTIC TANK OR CESSPOOL | OTHER OR NONE |
| THE STATE . . . . .                        | 113 096           | 113 080            | 84 734                           | 21 001          | 7 345 | 77 245          | 24 843                  | 10 992        |
| ALBANY . . . . .                           | 7 727             | 7 727              | 5 940                            | 1 249           | 538   | 5 649           | 1 603                   | 475           |
| BIG HORN . . . . .                         | 4 063             | 4 063              | 2 697                            | 831             | 535   | 2 377           | 916                     | 770           |
| CAMPBELL . . . . .                         | 1 931             | 1 931              | 1 238                            | 614             | 79    | 1 220           | 523                     | 188           |
| CARBON . . . . .                           | 5 684             | 5 684              | 4 267                            | 804             | 613   | 3 911           | 1 014                   | 759           |
| CONVERSE . . . . .                         | 2 337             | 2 337              | 1 533                            | 664             | 140   | 1 517           | 493                     | 327           |
| CROOK . . . . .                            | 1 578             | 1 578              | 728                              | 686             | 164   | 582             | 679                     | 317           |
| FREMONT . . . . .                          | 7 949             | 7 949              | 5 045                            | 1 801           | 1 103 | 4 676           | 1 781                   | 1 492         |
| GOSHEN . . . . .                           | 4 309             | 4 309              | 1 773                            | 2 313           | 223   | 1 764           | 1 608                   | 937           |
| HOT SPRINGS . . . . .                      | 2 329             | 2 329              | 1 921                            | 194             | 214   | 1 721           | 378                     | 230           |
| JOHNSON . . . . .                          | 2 167             | 2 167              | 1 456                            | 414             | 297   | 1 106           | 726                     | 335           |
| LARAMIE . . . . .                          | 19 236            | 19 236             | 16 054                           | 3 001           | 181   | 15 851          | 2 988                   | 397           |
| LINCOLN . . . . .                          | 2 923             | 2 923              | 2 141                            | 445             | 337   | 1 039           | 1 476                   | 408           |
| NATRONA . . . . .                          | 16 690            | 16 690             | 15 226                           | 781             | 683   | 13 999          | 2 046                   | 645           |
| NIDRARA . . . . .                          | 1 553             | 1 553              | 931                              | 558             | 64    | 822             | 433                     | 298           |
| PARK . . . . .                             | 5 691             | 5 691              | 3 790                            | 1 301           | 600   | 3 349           | 1 795                   | 547           |
| PLATTE . . . . .                           | 2 631             | 2 631              | 1 587                            | 1 014           | 30    | 1 417           | 893                     | 321           |
| SHERIDAN . . . . .                         | 6 918             | 6 918              | 5 276                            | 1 391           | 251   | 4 402           | 2 004                   | 512           |
| SUBLETTE . . . . .                         | 1 537             | 1 537              | 648                              | 657             | 232   | 582             | 623                     | 352           |
| SWEETWATER . . . . .                       | 6 470             | 6 470              | 5 933                            | 247             | 290   | 5 264           | 619                     | 587           |
| TETON . . . . .                            | 1 516             | 1 516              | 806                              | 518             | 192   | 672             | 666                     | 178           |
| UINTA . . . . .                            | 2 125             | 2 109              | 1 560                            | 456             | 93    | 1 471           | 416                     | 222           |
| WASHAKIE . . . . .                         | 2 958             | 2 958              | 2 058                            | 735             | 165   | 1 871           | 654                     | 433           |
| WESTON . . . . .                           | 2 535             | 2 535              | 1 932                            | 327             | 276   | 1 794           | 504                     | 237           |
| YELLOWSTONE NATIONAL PARK (PART) . . . . . | 239               | 239                | 194                              | 45              | 45    | 189             | 5                       | 45            |

<sup>1</sup> EXCLUDES UNITS IN PLACES OF 50,000 INHABITANTS OR MORE; SEE TEXT.

Table 36.—CHARACTERISTICS OF HOUSING UNITS WITH NONWHITE HOUSEHOLD HEADS,  
FOR PLACES WITH 100 TO 400 SUCH UNITS, 1960

[Data shown for places of 2,500 inhabitants or more. "U" denotes an unincorporated place]

| SUBJECT                                  | CASPER | CHEYENNE | SUBJECT                     | Tenure<br>Condition and<br>Plumbing | Rooms<br>Persons<br>Persons per Room |
|--|--------|----------|-----------------------------|-------------------------------------|--------------------------------------|
|  |        |          |                             | CASPER                              | CHEYENNE                             |
| ALL OCCUPIED UNITS . . . . .             | 171    | 326      | PERSONS                     |                                     |                                      |
| TENURE                                   |        |          | 1 PERSON . . . . .          | 43                                  | 73                                   |
| OWNER OCCUPIED . . . . .                 | 69     | 93       | 2 PERSONS . . . . .         | 40                                  | 73                                   |
| RENTER OCCUPIED . . . . .                | 102    | 233      | 3 PERSONS . . . . .         | 21                                  | 53                                   |
| CONDITION AND PLUMBING                   |        |          | 4 PERSONS . . . . .         | 12                                  | 39                                   |
| SOUND . . . . .                          | 100    | 129      | 5 PERSONS . . . . .         | 19                                  | 36                                   |
| WITH ALL PLUMBING FACILITIES . . . . .   | 87     | 119      | 6 PERSONS OR MORE . . . . . | 36                                  | 52                                   |
| LACKING SOME OR ALL FACILITIES . . . . . | 13     | 10       | MEDIAN . . . . .            | 2.6                                 | 2.8                                  |
| DETERIORATING . . . . .                  | 57     | 105      | PERSONS PER ROOM            |                                     |                                      |
| WITH ALL PLUMBING FACILITIES . . . . .   | 47     | 80       | 0.50 OR LESS . . . . .      | 65                                  | 114                                  |
| LACKING SOME OR ALL FACILITIES . . . . . | 10     | 25       | 0.51 TO 0.75 . . . . .      | 28                                  | 60                                   |
| DILAPIDATED . . . . .                    | 14     | 92       | 0.76 TO 1.00 . . . . .      | 34                                  | 72                                   |
| ROOMS                                    |        |          | 1.01 TO 1.50 . . . . .      | 16                                  | 39                                   |
| 1 ROOM . . . . .                         | 10     | 15       | 1.51 OR MORE . . . . .      | 28                                  | 41                                   |
| 2 ROOMS . . . . .                        | 27     | 29       |                             |                                     |                                      |
| 3 ROOMS . . . . .                        | 25     | 84       |                             |                                     |                                      |
| 4 ROOMS . . . . .                        | 38     | 94       |                             |                                     |                                      |
| 5 ROOMS . . . . .                        | 39     | 52       |                             |                                     |                                      |
| 6 ROOMS . . . . .                        | 12     | 28       |                             |                                     |                                      |
| 7 ROOMS . . . . .                        | 6      | 13       |                             |                                     |                                      |
| 8 ROOMS OR MORE . . . . .                | 14     | 11       |                             |                                     |                                      |
| MEDIAN . . . . .                         | 4.1    | 3.9      |                             |                                     |                                      |

(Tables 37 to 39 of the standard State series are omitted)



# APPENDIX

**Table A-1.—PERCENT OF ALLOCATION FOR NONRESPONSE OR INCONSISTENCY, FOR THE STATE, BY SIZE OF PLACE: 1960**

[Leaders (..) indicate that the item is not applicable or that it is not published in this report for the given areas. The base on which the percentage is computed is expressed as a code which appears in the first column. The legend for the codes follows the table]

| SUBJECT   | BASE<br>(CODE) | THE STATE | PLACES OF 1,000 TO 50,000 INHABITANTS |                        |                       |                      |
|---|----------------|-----------|---------------------------------------|------------------------|-----------------------|----------------------|
|   |                |           | 25,000<br>TO<br>50,000                | 10,000<br>TO<br>25,000 | 2,500<br>TO<br>10,000 | 1,000<br>TO<br>2,500 |
| <b>OCCUPANCY CHARACTERISTICS</b>                      |                |           |                                       |                        |                       |                      |
| TENURE . . . . .                                      | 2              | 1.4       | 1.5                                   | 1.9                    | 1.3                   | 1.0                  |
| YEAR MOVED INTO UNIT . . . . .                        | 2              | 1.2       | 1.9                                   | 0.7                    | 1.1                   | ...                  |
| VACANCY STATUS:                                       |                |           |                                       |                        |                       |                      |
| FOR SALE ONLY . . . . .                               | 4              | 25.5      | 5.3                                   | 24.8                   | 34.0                  | 7.3                  |
| FOR RENT . . . . .                                    | 5              | 3.9       | 7.3                                   | 2.5                    | 3.9                   | ...                  |
| OTHER . . . . .                                       | 6              | 1.6       | 2.9                                   | 3.0                    | 2.2                   | ...                  |
| DURATION OF VACANCY . . . . .                         | 3              | 26.3      | 22.1                                  | ...                    | ...                   | ...                  |
| <b>STRUCTURAL CHARACTERISTICS</b>                     |                |           |                                       |                        |                       |                      |
| BASEMENT . . . . .                                    | 1              | 3.9       | 2.9                                   | 4.6                    | ...                   | ...                  |
| BEDROOMS . . . . .                                    | 1              | 5.9       | 6.5                                   | 3.7                    | ...                   | ...                  |
| ROOMS . . . . .                                       | 1              | 1.5       | 1.5                                   | 1.2                    | 1.1                   | 0.9                  |
| TRAILERS: ON PERMANENT FOUNDATION OR MOBILE . . . . . | 7              | 4.2       | ...                                   | ...                    | ...                   | ...                  |
| UNITS IN STRUCTURE . . . . .                          | 1              | 1.7       | 1.7                                   | 2.0                    | 1.6                   | ...                  |
| YEAR STRUCTURE BUILT . . . . .                        | 1              | 3.3       | 2.3                                   | 2.7                    | 3.5                   | ...                  |
| <b>CONDITION AND PLUMBING FACILITIES</b>              |                |           |                                       |                        |                       |                      |
| BATHING FACILITIES . . . . .                          | 1              | 1.7       | 1.6                                   | 1.8                    | 1.2                   | ...                  |
| BATHROOMS . . . . .                                   | 1              | 5.2       | 4.2                                   | 5.3                    | 4.9                   | ...                  |
| CONDITION OF UNIT . . . . .                           | 1              | 1.8       | 1.6                                   | 1.4                    | 1.8                   | 1.3                  |
| SEWAGE DISPOSAL . . . . .                             | 1              | 3.2       | 1.6                                   | 2.0                    | 1.9                   | ...                  |
| SOURCE OF WATER . . . . .                             | 1              | 2.4       | 1.6                                   | 2.0                    | 1.9                   | ...                  |
| TOILET FACILITIES . . . . .                           | 1              | 1.6       | 1.4                                   | 1.3                    | 0.9                   | ...                  |
| WATER SUPPLY . . . . .                                | 1              | 2.1       | 2.0                                   | 1.5                    | 1.8                   | ...                  |
| <b>EQUIPMENT</b>                                      |                |           |                                       |                        |                       |                      |
| AIR CONDITIONING . . . . .                            | 2              | 2.1       | 2.0                                   | ...                    | ...                   | ...                  |
| AUTOMOBILES AVAILABLE . . . . .                       | 2              | 3.6       | 4.4                                   | ...                    | ...                   | ...                  |
| CLOTHES DRYER . . . . .                               | 2              | 2.9       | ...                                   | ...                    | ...                   | ...                  |
| CLOTHES WASHING MACHINE . . . . .                     | 2              | 1.5       | ...                                   | ...                    | ...                   | ...                  |
| HEATING EQUIPMENT . . . . .                           | 1              | 2.1       | 1.8                                   | 2.1                    | 1.8                   | ...                  |
| HOME FOOD FREEZER . . . . .                           | 2              | 3.6       | ...                                   | ...                    | ...                   | ...                  |
| RADIO SETS . . . . .                                  | 2              | 1.7       | ...                                   | ...                    | ...                   | ...                  |
| TELEPHONE AVAILABLE . . . . .                         | 2              | 2.0       | ...                                   | ...                    | ...                   | ...                  |
| TELEVISION SETS . . . . .                             | 2              | 2.3       | ...                                   | ...                    | ...                   | ...                  |
| <b>FUELS</b>  |                |           |                                       |                        |                       |                      |
| COOKING FUEL . . . . .                                | 2              | 2.5       | ...                                   | ...                    | ...                   | ...                  |
| HEATING FUEL . . . . .                                | 2              | 2.3       | ...                                   | ...                    | ...                   | ...                  |
| WATER HEATING FUEL . . . . .                          | 2              | 6.4       | ...                                   | ...                    | ...                   | ...                  |
| <b>FINANCIAL CHARACTERISTICS</b>                      |                |           |                                       |                        |                       |                      |
| CONTRACT RENT . . . . .                               | 8              | 10.0      | 7.2                                   | 8.4                    | 12.0                  | ...                  |
| VALUE . . . . .                                       | 9              | 3.2       | 2.4                                   | 2.9                    | 2.8                   | 2.9                  |

**CODE**

**BASE**

- 1 ALL HOUSING UNITS
- 2 OCCUPIED HOUSING UNITS
- 3 VACANT AVAILABLE FOR RENT OR SALE
- 4 VACANT AVAILABLE FOR SALE ONLY
- 5 VACANT AVAILABLE FOR RENT
- 6 VACANT YEAR-ROUND UNITS OTHER THAN AVAILABLE UNITS
- 7 OCCUPIED TRAILERS
- 8 RENTER-OCCUPIED AND VACANT AVAILABLE-FOR-RENT UNITS OF THE TYPE FOR WHICH RENT DATA ARE PRESENTED
- 9 OWNER-OCCUPIED AND VACANT AVAILABLE-FOR-SALE UNITS OF THE TYPE FOR WHICH VALUE DATA ARE PRESENTED