

FOR IMMEDIATE RELEASE

Wednesday, April 23, 2025

Contact: Dr. Wenlin Liu, Chief Economist

2024 U.S. and Wyoming International Trade in Goods

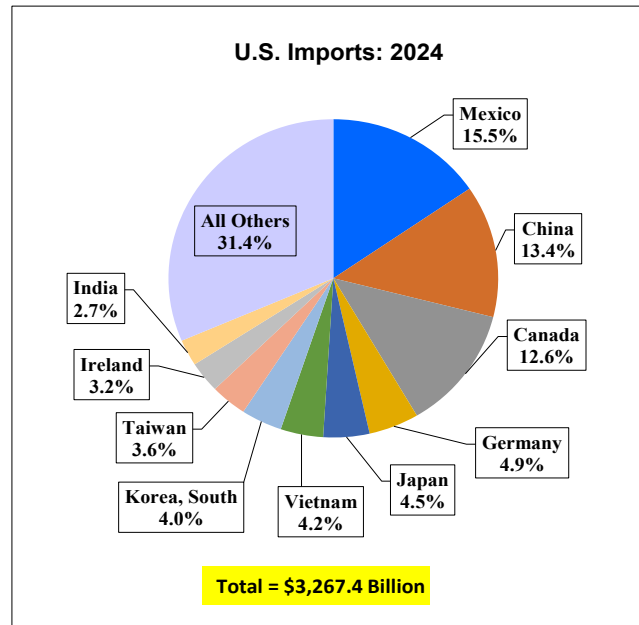
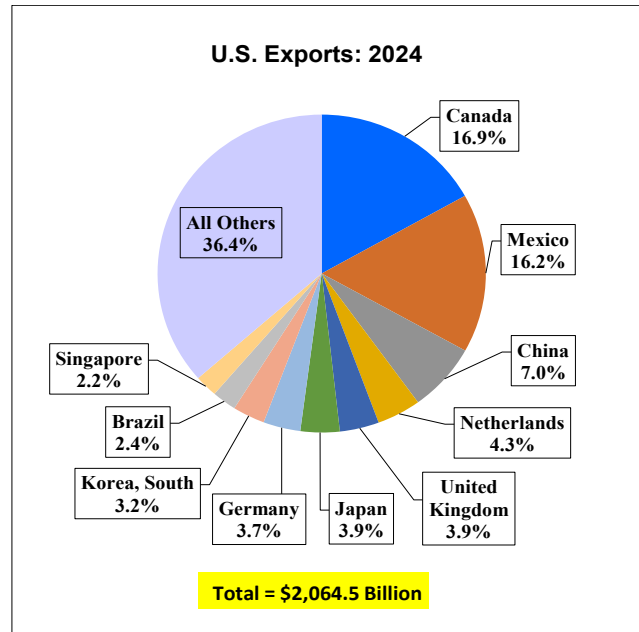
CHEYENNE – According to the U.S. Census Bureau, in 2024, the U.S. total exports of goods amounted to \$2,064.5 billion, while total imports reached \$3,267.4 billion, resulting in a trade deficit of \$1,202.9 billion. “International trade is vital for economic prosperity, enabling countries to grow, innovate, and improve the living standards of their population,” commented Dr. Wenlin Liu, Chief Economist with the State of Wyoming, Economic Analysis Division. “However, persistent deficits can pose significant challenges such as economic dependency, negative impact on domestic industries due to competition, as well as debt accumulation and interest payments.”

Exports

In 2024, the U.S. exported \$348.5 billion worth of goods to Canada, accounting for 16.9% of total exports, making it the largest export partner in the world. This was followed by Mexico at \$334.0 billion (16.2%) and China at \$143.5 billion (7.0%). Together, these three countries comprised 40.1% of total U.S. exports. When including the Netherlands, United Kingdom, Japan, Germany, South Korea, Brazil, and Singapore, the total share of exports from these ten countries reached 63.6% of all U.S. exports.

Imports

The U.S. imported \$505.9 billion goods from Mexico, or 15.5 percent of total imports, the largest in the world, followed by China (\$438.9 billion, or 13.4%), and Canada (\$412.7 billion, or 12.6%). These three countries, together, covered 41.5 percent of U.S. total imports. After adding Germany, Japan, Vietnam, South Korea, Taiwan, Ireland, and India, these ten countries or regions made up 68.6 percent of all imports in 2024.



Trade Balance

The country with the largest goods deficit was China, \$295.4 billion, followed by Mexico (\$171.8 billion), and Vietnam (\$123.5 billion). On the other hand, the U.S. experienced larger surpluses with certain countries or regions including the Netherlands (\$55.5 billion), Hong Kong (\$21.9 billion), United Arab Emirates (\$19.5 billion), and Australia (\$17.9 billion).

Please make a note that discussion above is all related to trade in goods, not including services such as financial services, business services, intellectual property, and travel. The U.S. experienced a surplus of \$293.4 billion in services trade in 2024, based on the estimate from the U.S. Bureau of Economic Analysis (BEA).

Wyoming Exports (in millions dollars)

- Total = \$2,067.8
- Canada = \$401.2 or 19.4%
- Chile = \$245.3 or 11.9%
- Brazil = \$140.2 or 6.8%
- Indonesia = \$128.1 or 6.2%
- China = \$127.1 or 6.1%

Wyoming Imports (in millions dollars)

- Total = \$1,315.1
- Canada = \$717.4 or 54.5%
- China = \$125.0 or 9.5%
- Germany = \$52.4 or 4.0%
- Turkey = \$47.3 or 3.6%
- Mexico = \$37.6 or 2.9%

Wyoming Exports by Commodity (in millions dollars)

- Soda Ash = \$1,337.3 or 64.7%
- Petroleum oil bitumen mineral = \$76.7 or 3.7%
- Ammonium dihydrogen orthophosphate = \$58.1 or 2.8%
- Rare gases, other than argon = \$49.2 or 2.4%
- Smart phones = \$48.3 or 2.3%
- Bentonite, including calcined = \$42.1 or 2.0%

Wyoming Trade in Goods with China (in millions dollars)

- Exports = \$127.1, where soda ash = \$105.5 or 83.0%
- Imports = \$125.0, where machinery, appliances, electronics, furniture, games and toys = \$75.0 or 60.0%

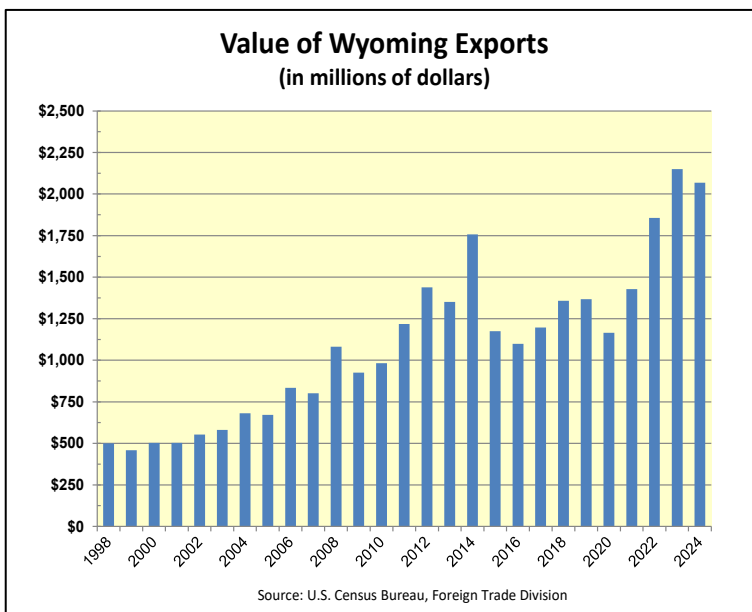
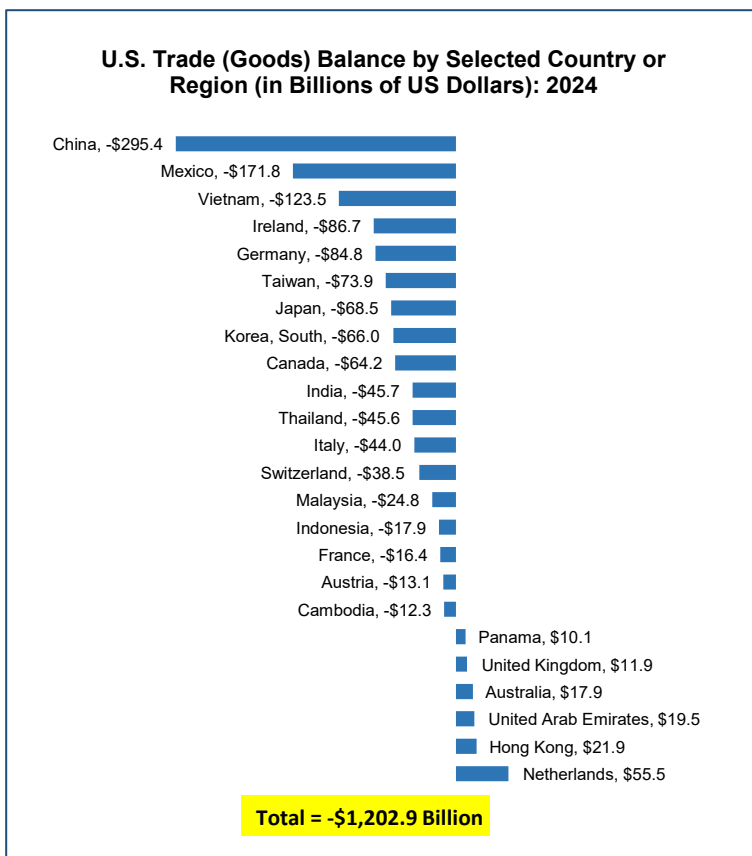


Table 1. U.S. Trade in Goods by Country or Region (in Billions of US Dollars): 2024

Exports		Imports		Balance (Deficit or Surplus)	
World Total	\$2,064.5	World Total	\$3,267.4	World Total	-\$1,202.9
Canada	\$348.5	Mexico	\$505.9	China	-\$295.4
Mexico	\$334.0	China	\$438.9	Mexico	-\$171.8
China	\$143.5	Canada	\$412.7	Vietnam	-\$123.5
Netherlands	\$89.6	Germany	\$160.4	Ireland	-\$86.7
United Kingdom	\$79.9	Japan	\$148.2	Germany	-\$84.8
Japan	\$79.7	Vietnam	\$136.6	Taiwan	-\$73.9
Germany	\$75.6	Korea, South	\$131.5	Japan	-\$68.5
Korea, South	\$65.5	Taiwan	\$116.3	Korea, South	-\$66.0
Brazil	\$49.7	Ireland	\$103.3	Canada	-\$64.2
Singapore	\$46.0	India	\$87.4	India	-\$45.7
France	\$43.5	Italy	\$76.4	Thailand	-\$45.6
Taiwan	\$42.3	United Kingdom	\$68.1	Italy	-\$44.0
India	\$41.8	Switzerland	\$63.4	Switzerland	-\$38.5
Australia	\$34.6	Thailand	\$63.3	Malaysia	-\$24.8
Belgium	\$34.2	France	\$59.9	Indonesia	-\$17.9
Italy	\$32.4	Malaysia	\$52.5	France	-\$16.4
Hong Kong	\$27.9	Singapore	\$43.2	Austria	-\$13.1
Malaysia	\$27.7	Brazil	\$42.3	Cambodia	-\$12.3
United Arab Emirates	\$27.0	Netherlands	\$34.1	Sweden	-\$9.8
Switzerland	\$25.0	Indonesia	\$28.1	Hungary	-\$9.4
Spain	\$23.9	Belgium	\$27.8	South Africa	-\$8.8
Colombia	\$19.0	Israel	\$22.2	Slovakia	-\$7.6
Chile	\$18.2	Spain	\$21.3	Israel	-\$7.4
Thailand	\$17.7	Sweden	\$18.0	Bangladesh	-\$6.2
Ireland	\$16.5	Colombia	\$17.7	Slovenia	-\$6.0
Turkey	\$15.3	Austria	\$17.6	Iraq	-\$5.8
Israel	\$14.8	Turkey	\$16.7	Finland	-\$5.5
Saudi Arabia	\$13.2	Australia	\$16.7	Philippines	-\$4.9
Vietnam	\$13.1	Chile	\$16.5	Denmark	-\$4.2
Dominican Republic	\$13.1	South Africa	\$14.7	Guyana	-\$4.1
Poland	\$12.0	Philippines	\$14.2	Czech Republic	-\$3.8
Peru	\$11.2	Poland	\$13.7	Portugal	-\$3.5
Panama	\$10.7	Saudi Arabia	\$12.7	Pakistan	-\$3.0
Indonesia	\$10.2	Hungary	\$12.7	Sri Lanka	-\$2.6
Guatemala	\$9.7	Cambodia	\$12.7	Romania	-\$2.6
Costa Rica	\$9.7	Costa Rica	\$11.6	Russia	-\$2.5
Philippines	\$9.3	Denmark	\$10.0	Norway	-\$2.0
Argentina	\$9.2	Peru	\$9.4	Costa Rica	-\$2.0
Sweden	\$8.2	Ecuador	\$8.5	Venezuela	-\$1.8
Ecuador	\$7.5	Bangladesh	\$8.4	Poland	-\$1.7
Honduras	\$7.1	Slovakia	\$8.2	Nicaragua	-\$1.7
Egypt	\$6.1	Czech Republic	\$8.1	Nigeria	-\$1.5

Exports		Imports		Balance (Deficit or Surplus)	
South Africa	\$5.8	Finland	\$8.0	Turkey	-\$1.5
Denmark	\$5.8	Dominican Republic	\$7.5	Algeria	-\$1.4
Bahamas	\$5.6	United Arab Emirates	\$7.5	Jordan	-\$1.3
Morocco	\$5.3	Iraq	\$7.4	Kazakhstan	-\$1.3
Norway	\$4.6	Argentina	\$7.1	Angola	-\$1.2
El Salvador	\$4.6	Portugal	\$6.6	New Zealand	-\$1.1
New Zealand	\$4.5	Norway	\$6.6	Bulgaria	-\$1.0
Austria	\$4.5	Slovenia	\$6.3	Ecuador	-\$1.0
Czech Republic	\$4.3	Venezuela	\$6.0	Libya	-\$0.9
Venezuela	\$4.2	Hong Kong	\$6.0	Laos	-\$0.8
Nigeria	\$4.2	Nigeria	\$5.7	Estonia	-\$0.7
Qatar	\$3.8	New Zealand	\$5.6	Madagascar	-\$0.7
Hungary	\$3.3	Honduras	\$5.5	Tunisia	-\$0.6
Paraguay	\$3.2	Guyana	\$5.4	Serbia	-\$0.6
Portugal	\$3.0	Pakistan	\$5.1	Burma	-\$0.6
Nicaragua	\$2.9	Guatemala	\$5.0	Cote d'Ivoire	-\$0.4
Trinidad and Tobago	\$2.9	Nicaragua	\$4.6	St Lucia	\$1.0
Jamaica	\$2.6	Romania	\$3.9	Cayman Islands	\$1.2
Greece	\$2.6	Jordan	\$3.4	Colombia	\$1.3
Finland	\$2.6	Trinidad and Tobago	\$3.3	Honduras	\$1.5
Kuwait	\$2.4	Sri Lanka	\$3.0	Georgia	\$1.6
Bangladesh	\$2.2	Russia	\$3.0	Chile	\$1.7
Pakistan	\$2.1	Egypt	\$2.5	Peru	\$1.9
Jordan	\$2.0	Algeria	\$2.5	Qatar	\$2.0
Oman	\$2.0	Kazakhstan	\$2.3	Argentina	\$2.1
Lithuania	\$1.9	El Salvador	\$2.3	El Salvador	\$2.2
Georgia	\$1.7	Greece	\$2.2	Jamaica	\$2.3
Ukraine	\$1.7	Lithuania	\$2.0	Spain	\$2.6
Iraq	\$1.7	Morocco	\$1.9	Paraguay	\$2.8
Uruguay	\$1.6	Angola	\$1.9	Singapore	\$2.8
Bahrain	\$1.6	Qatar	\$1.8	Morocco	\$3.4
Guyana	\$1.3	Bahamas	\$1.8	Egypt	\$3.5
Cayman Islands	\$1.3	Kuwait	\$1.6	Bahamas	\$3.8
Romania	\$1.3	Bulgaria	\$1.5	Guatemala	\$4.7
Haiti	\$1.2	Libya	\$1.5	Dominican Republic	\$5.6
Luxembourg	\$1.1	Oman	\$1.3	Belgium	\$6.3
Kazakhstan	\$1.1	Uruguay	\$1.2	Brazil	\$7.4
St Lucia	\$1.0	Bahrain	\$1.2	Panama	\$10.1
Ethiopia	\$1.0	Ukraine	\$1.2	United Kingdom	\$11.9
Algeria	\$1.0	Ghana	\$1.2	Australia	\$17.9
Croatia	\$1.0	Tunisia	\$1.1	United Arab Emirates	\$19.5
Iceland	\$1.0	Iceland	\$1.1	Hong Kong	\$21.9
Ghana	\$1.0	Estonia	\$1.1	Netherlands	\$55.5
All Others	\$25.6	All Others	\$17.6	All Others	\$15.0

Source: U.S. Census Bureau, USA Trade Online

Table 2. Wyoming Trade in Goods by Country or Region (in Millions of US Dollars): 2024

Exports		Imports	
World Total	\$2,067.8	World Total	\$1,315.1
Canada	\$401.2	Canada	\$717.4
Chile	\$245.3	China	\$125.0
Brazil	\$140.2	Germany	\$52.4
Indonesia	\$128.1	Turkey	\$47.3
China	\$127.1	Mexico	\$37.6
Malaysia	\$117.4	Brazil	\$34.3
Korea, South	\$114.9	Thailand	\$34.3
Paraguay	\$96.9	Korea, South	\$34.2
Vietnam	\$83.1	Vietnam	\$23.0
Mexico	\$67.8	Chile	\$22.4
Japan	\$66.7	India	\$21.0
Thailand	\$61.8	Italy	\$18.0
Argentina	\$54.1	Japan	\$14.9
Australia	\$52.1	United Kingdom	\$12.0
Colombia	\$46.1	Sweden	\$10.7
Taiwan	\$40.6	Slovenia	\$9.2
India	\$40.2	Switzerland	\$8.7
United Kingdom	\$36.4	Australia	\$8.6
Peru	\$20.7	Cambodia	\$8.1
Guatemala	\$11.9	Austria	\$7.7
Philippines	\$9.6	France	\$6.7
France	\$9.3	Norway	\$6.4
Portugal	\$9.2	Israel	\$4.2
Panama	\$8.1	Taiwan	\$4.0
United Arab Emirates	\$6.1	Netherlands	\$3.8
Venezuela	\$5.0	Spain	\$3.2
Oman	\$5.0	Poland	\$2.9
New Zealand	\$4.9	Indonesia	\$2.9
Ecuador	\$4.5	Pakistan	\$2.7
Italy	\$4.5	Ecuador	\$2.4
Germany	\$3.6	Argentina	\$2.3
Ukraine	\$3.6	Malaysia	\$2.2
Poland	\$3.4	Philippines	\$1.8
Austria	\$3.3	Ukraine	\$1.8
Turkey	\$2.7	Belgium	\$1.7
Netherlands	\$2.5	Slovakia	\$1.7
El Salvador	\$2.2	Finland	\$1.3
Finland	\$2.1	Romania	\$1.3
Costa Rica	\$1.8	Denmark	\$1.1
All Others	24.0	All Others	13.9

Source: U.S. Census Bureau, USA Trade Online

Table 3. Wyoming Trade in Goods by HS Commodities* (in Millions of US Dollars): 2024

Exports	\$2,067.8	Imports	\$1,315.1
283620 Disodium Carbonate (Soda Ash)	\$1,337.3	1514 Rapeseed, Colza Or Mustard Oil Etc, Not Chem Modif	\$152.9
271019 Petrol Oil Bitum Mineral (nt Crud) Etc Nt Biodiesl	\$76.7	2901 Acyclic Hydrocarbons	\$82.2
310540 Ammonium Dihydrogenorthophosphate	\$58.1	2710 Oil (not Crude) From Petrol & Bitum Mineral Etc.	\$77.5
280429 Rare Gases, Other Than Argon	\$49.2	2301 Flour, Meal Etc Of Meat Etc, Not For Human; Greavs	\$59.4
851713 Smartphones	\$48.3	9801 Expts Of Repaired Impts; Impts Of Returned Expts	\$52.7
250810 Bentonite, Including Calcined	\$42.1	8504 Elec Trans, Static Conv & Induct, Adp Pwr Supp, Pt	\$38.4
851714 Cell Phones,other Ephones For Wireless Network Nes	\$36.0	4011 New Pneumatic Tires, Of Rubber	\$34.8
870790 Bodies F Road Tractors And Motor Veh(pub Tran,etc)	\$30.1	8415 Air Conditioning Machines (temp & Hum Change), Pts	\$30.3
270112 Bituminous Coal, Not Agglomerated	\$25.7	8431 Parts For Machinery Of Headings 8425 To 8430	\$28.5
843149 Parts And Attachments Nesoi For Derricks Etc.	\$25.1	3102 Mineral Or Chemical Fertilizers, Nitrogenous	\$28.5
930591 Parts & Accessor. Of Military Weapons Of Head 9301	\$14.8	7606 Aluminum Plates, Sheets & Strip Over .2mm Thick	\$25.5
841350 Reciprocating Positive Displacement Pumps, Nesoi	\$13.2	2709 Crude Oil From Petroleum And Bituminous Minerals	\$20.6
843143 Parts For Boring Or Sinking Machinery, Nesoi	\$12.8	8413 Pumps For Liquids; Liquid Elevators; Parts Thereof	\$17.7
847130 Port Digtl Automatic Data Process Mach Not > 10 Kg	\$12.2	8537 Boards, Panels Etc Elec Switch And N/c Appar Etc.	\$17.3
870410 Dumpers Designed For Off-highway Use	\$11.4	9403 Furniture Nesoi And Parts Thereof	\$15.6
841290 Engine And Motor Parts, Nesoi	\$10.6	1905 Bread, Pastry, Cakes Etc; Comm Wafrs, Emp Caps Etc	\$13.7
271119 Petroleum Gases Etc., Liquefied, Nesoi	\$10.5	8544 Insulated Wire, Cable Etc; Opt Sheath Fib Cables	\$12.7
680919 Plster Boards Panels Etc Not Ornamented Nesoi	\$9.7	8412 Engines And Motors Nesoi, And Parts Thereof	\$11.7
250840 Clays Nesoi, Including Ball Clays, Incl Calcined	\$8.9	9018 Medical, Surgical, Dental Or Vet Inst, No Elec, Pt	\$11.6
841391 Parts Of Pumps For Liquids	\$8.4	8465 Machine Tools For Working Wood, Cork, Bone Etc	\$10.9
382499 Products And Residuals Of Chemical Industry, Nesoi	\$7.8	8703 Motor Cars & Vehicles For Transporting Persons	\$10.2
880000 Civilian Aircraft, Engines, And Parts	\$7.3	2814 Ammonia, Anhydrous Or In Aqueous Solution	\$10.0
283699 Carbonates Nesoi; Peroxocarbonates	\$5.5	8421 Centrifuges; Filter Etc Mach For Liq Or Gases; Pts	\$9.7
680911 Plstr Brds Etc Nt Orna, Fcd W ppr O pprbrd Only	\$5.3	8705 Special Purpose Motor Vehicles Nesoi	\$9.5
970121 Paintings, Drawings And Pastels, Over 100 Years	\$5.3	8704 Motor Vehicles For Transport Of Goods	\$9.4
902490 Pts, Machine & Appln, Test Hardness/strength, Etc	\$4.9	1504 Fats & Oils, Their Fractions, Fish & Marine Mammal	\$9.4
930690 Bomb Mines Ot Ammntion Projctions Etc And Parts	\$4.9	9303 Sport Shotguns & Rifles Etc, Very Pistols Etc	\$9.3
380891 Insecticides, Exc Those Specified In Subhead. Nt 1	\$4.9	7306 Tubes, Pipes & Hollow Profiles Nesoi, Iron & Steel	\$9.2
710812 Gold, Nonmonetary, Unwrought Nesoi	\$4.6	7108 Gold (incl Plat Plated), Unwr, Semimfr Or Powder	\$9.2
283630 Sodium Hydrogencarbonate (sodium Bicarbonate)	\$4.5	8414 Air/vacuum Pumps, Fans; Vent Hoods Etc; Parts	\$9.0

Exports	\$2,067.8
710691 Silver, Unwrought Nesoi	\$4.0
280920 Phosphoric Acid And Polyphosphoric Acids	\$3.7
902730 Spctmtr Spctrphtmtr Etc Using Optical Radiations	\$3.3
730900 Tanks Etc, Over 300 Liter Capacity, Iron Or Steel	\$3.1
382600 Biodiesel And Mixes Contain Lt 70% Petrol Oils Etc	\$2.7
310230 Ammonium Nitrate, Whether/not In Aqueous Solution	\$2.6
330300 Perfumes And Toilet Waters	\$2.6
847141 Digital Adp Mach,with Cp Unit,input,output, Nesoi	\$2.6
841381 Pumps For Liquids, Nesoi	\$2.6
848390 Toothed Wheels,chain Sprockets&oth Trans Elem; Pts	\$2.5
970191 Paintings, Drawings And Pastels Not Over 100 Years	\$2.5
190590 Bread, Pastry, Cakes, Etc Nesoi & Puddings	\$2.5
840999 Spark-ignition Reciprocating Int Com Pistn Eng Pts	\$2.3
711890 Coin, Nesoi	\$2.3
930330 Sport Hunt Target-shoot Rifles Ex Muzzle-loading	\$2.2
761290 Casks Etc, Not Over 300 Liter Cap Nesoi, Aluminum	\$2.0
880730 Parts Of Planes Or Helicopters, Nesoi	\$2.0
392390 Art For Conveying Or Packing Goods Nesoi, Plastic	\$1.9
271311 Petroleum Coke, Not Calcined	\$1.8
731210 Stranded Wire, Rope Etc, No Elect Insul, Ir Or St	\$1.8
870899 Parts And Accessories Of Motor Vehicles, Nesoi	\$1.8
841229 Hydraulic Power Engines & Motors Ex Linear Acting	\$1.8
850153 Ac Motors, Multi-phase, Of An Output > 75 Kw	\$1.7
842940 Tamping Machines And Road Rollers, Self-propelled	\$1.6
270119 Coal Nesoi, Not Agglomerated	\$1.6
910229 Wrist Watches, Nt Battery, Base Metal, W/o Automat	\$1.6
847490 Parts Of Mach For Sorting Etc Earth Stone Ores Etc	\$1.6
847190 Adp Mac&unts Thereof;mag/opt Rder,trnscrbr,proc Dat	\$1.6
820740 Tools For Tapping Or Threading, Pts, Of Bs Mtl	\$1.6
720449 Ferrous Waste & Scrap Nesoi	\$1.4
940542 Led Electric Luminaires And Lighting Fittings	\$1.4
711319 Jewelry And Parts Thereof, Of Oth Precious Metal	\$1.3

Imports	\$1,315.1
8479 Machines Etc Having Individual Functions Nesoi, Pt	\$8.4
7106 Silver (incl Prec Plated), Unwr, Semimfr Or Powder	\$7.9
9305 Parts & Accessories Of Arms Of Head 9301 To 9304	\$7.8
2716 Electrical Energy	\$7.5
8433 Harvest Etc Machines, Cleaning Eggs Etc Nesoi, Pts	\$7.4
8481 Taps, Cocks, Valves Etc For Pipes, Tanks Etc, Pts	\$7.0
7326 Articles Of Iron Or Steel, Nesoi	\$6.4
9503 Toys Nesoi; Scale Models Etc; Puzzles; Parts Etc	\$6.1
0709 Vegetables Nesoi, Fresh Or Chilled	\$5.9
8501 Electric Motors And Generators (no Sets)	\$5.7
9406 Prefabricated Buildings	\$5.4
7304 Tubes, Pipes Etc, Seamless, Iron Nesoi & Steel	\$5.4
9405 Lighting Fittings, Parts;illuminated Signs, Parts	\$5.3
3926 Articles Of Plastics (inc Polymers & Resins) Nesoi	\$5.3
8429 Self-propelled Bulldozers, Graders, Scrapers Etc	\$5.1
3822 Diag/lab Reagents Incl Kits, Excl Head 3006;crm	\$5.1
8708 Parts & Access For Motor Vehicles (head 8701-8705)	\$4.6
8483 Transmission Shafts, Bearings, Gears Etc; Parts	\$4.6
8903 Yachts & Other Vessels For Pleas Etc; Row Boat Etc	\$4.6
4410 Particle Board & Similar Board Of Wood Etc.	\$4.6
9505 Festive, Carnival Or Other Entertainment Art, Pts	\$4.6
1901 Malt Ext; Food Prep Of Flour Etc Un 40% Cocoa Etc	\$4.5
8471 Automatic Data Process Machines; Magn Reader Etc	\$4.5
3925 Builders' Ware Of Plastics, Nesoi	\$4.4
7302 Railway Etc Track Construct Material, Iron & Steel	\$4.4
9025 Hydrometers, Thermometers, Pyrometers Etc; Pts Etc	\$4.3
8716 Trailers Etc; Other Vehicles, Not Mech Propeld, Pt	\$4.3
4819 Cartons Etc Paper; Office Box Files Etc, Paper Etc	\$4.3
4009 Tubes, Pipes & Hoses Of Unhard Vulcanized Rubber	\$4.3
8407 Spark-ignition Recip Or Rotary Int Comb Piston Eng	\$4.2
4407 Wood Sawn Or Chipped Length, Sliced Etc, Ov6mm Th	\$4.2
8467 Tools For Working In The Hand, Pneum Hyd Etc, Pts	\$4.2

Exports	\$2,067.8
848340 Gears; Ball Or Roller Screws; Gear Boxes, Etc	\$1.3
681599 Oth Articles Of Stone Or Oth Min Substnces Nesoi	\$1.3
871639 Trailers & Semi-trailer F Trans Cds Nesoi	\$1.3
440711 Pine Wood Sawn/chipped Lngtw, Thickness Gt 6mm	\$1.2
391000 Silicones, In Primary Forms	\$1.2
870911 Elec Vehicles (fact Etc Works Trucks & Tractors)	\$1.2
846694 Parts For Machines Of Heading 8462 Or 8463	\$1.1
870310 Pass Veh For Snow; Golf Carts & Similar Vehicles	\$1.1
930400 Arms Nesoi, Other Than Side Arms And Similar Arms	\$1.1
130232 Mucilages/thicknrs Frm Locust Bean/seed, Guar Seed	\$1.0
870121 Road Tract For Semi W/ Only Diesel/semi-diesel Eng	\$1.0
850220 Generating Set W Spark-ignition Int Combustion Eng	\$1.0
841459 Fans, Nesoi	\$1.0
853710 Controls Etc W Elect Appr F Elect Cont Nov 1000 V	\$1.0
741022 Copper Foil, Backed, Of Copper Alloys	\$0.9
970390 Orig Sculpt, Statuary Not Ov 100 Yrs Any Material	\$0.9
330499 Beauty & Skin Care Preparation, Nesoi	\$0.9
760320 Aluminum Powders Of Lamellar Structure, Flakes	\$0.9
030632 Lobsters, Live, Fresh,or Chilled	\$0.9
842121 Water Filtering Or Purifying Machinery & Apparatus	\$0.9
851830 Head-ear-phones & Combined Microphone/speaker Sets	\$0.9
841480 Air/gas Pumps, Compressors And Fans Etc, Nesoi	\$0.8
760612 Aluminum Alloy Rect Plates Etc, Over .2 mm Thick	\$0.8
All Others	\$77.9

Imports	\$1,315.1
8419 Machinery Etc For Temp Chang Treat Mat; W Heat, Pt	\$4.1
8516 Elec Water, Space & Soil Heaters; Hair Etc Dry, Pt	\$4.1
6810 Articles Of Cement, Concrete Or Artificial Stone	\$4.1
8430 Mach Nesoi, Moving, Grad Etc; Pile-dr; Snoplow Etc	\$4.1
3604 Fireworks, Signalling Flares, Rain Rockets Etc.	\$4.0
0101 Horses, Asses, Mules And Hinnies, Live	\$3.9
9022 X-rays,alpha,beta,gamma Etc; Parts And Accessories	\$3.9
2713 Petroleum Coke, Petroleum Bitumen & Other Residues	\$3.8
4418 Builders' Joinery And Carpentry Of Wood	\$3.6
3824 Binders For Found Molds; Chemical Prod Etc Nesoi	\$3.6
7616 Articles Of Aluminum Nesoi	\$3.5
7323 Household Art & Pts, Ir & St; Ir Or Steel Wool Etc	\$3.5
3917 Tubes, Pipes & Hoses & Their Fittings, Of Plastics	\$3.5
9506 Artls & Equip F Genrl Physcl Exerc Etc; Pools; Pts	\$3.3
2941 Antibiotics	\$3.3
4403 Wood In The Rough, Stripped Or Not Of Sapwood Etc	\$3.3
3306 Preparations, Oral Dental Hygiene; Dental Floss	\$3.2
8802 Aircraft, Powered; Spacecraft & Launch Vehicles	\$3.1
7118 Coin	\$3.1
9401 Seats (except Barber, Dental, Etc), And Parts	\$3.1
8701 Tractors (other Than Works Trucks Of Heading 8709)	\$3.1
2005 Vegetables Nesoi Prepared Etc Nesoi, Not Frozen	\$3.0
7113 Articles Of Jewelry & Pts, Of Prec Metal Or Clad	\$3.0
All Others	\$224.4

* The United States has adopted the Harmonized System as the basis of both its export classification system and its import classification system.

You may access the detailed commodity classification of Harmonized System (HS) at <https://www.census.gov/foreign-trade/schedules/b/2025/index.html>

Source: U.S. Census Bureau, USA Trade Online

Table 4. Wyoming Trade in Goods with China by HS Commodities* (in US Dollars): 2024

Exports	\$127,100,309	Imports	\$125,020,149
283620 Disodium Carbonate (Soda Ash)	\$105,528,704	84 Nuclear Reactors, Boilers, Machinery Etc.; Parts	\$28,553,004
280429 Rare Gases, Other Than Argon	\$14,127,514	95 Toys, Games & Sport Equipment; Parts & Accessories	\$11,391,183
250810 Bentonite, Including Calcined	\$3,960,901	73 Articles Of Iron Or Steel	\$10,647,959
902490 Pts, Machine & Appln, Test Hardness/strength, Etc	\$2,199,963	85 Electric Machinery Etc; Sound Equip; Tv Equip; Pts	\$8,863,921
382499 Products And Residuals Of Chemical Industry, Nesoi	\$238,176	90 Optic, Photo Etc, Medic Or Surgical Instrmnts Etc	\$6,150,681
841330 Fuel, Lub/cooling Med Pumps For Int Comb Pistn Eng	\$165,400	39 Plastics And Articles Thereof	\$6,090,804
283630 Sodium Hydrogencarbonate (sodium Bicarbonate)	\$157,609	94 Furnit;bedding,mattres;luminaires,light Fix;prefab	\$6,086,414
843351 Combine Harvester-threshers	\$114,340	29 Organic Chemicals	\$5,143,169
901850 Other Ophthalmic Instruments & Appliances & Parts	\$82,000	38 Miscellaneous Chemical Products	\$4,412,709
920999 Pts & Accessories For Musical Instruments Nesoi	\$78,984	36 Explosives; Pyrotechnics; Matches; Pyro Alloys Etc	\$3,940,558
902730 Sptmtr Sptrphtmtr Etc Using Optical Radiations	\$57,281	98 Special Classification Provisions, Nesoi	\$3,642,615
843290 Agric Hort/forest Machy & Lawn/ground Roller Parts	\$54,000	76 Aluminum And Articles Thereof	\$3,314,378
391000 Silicones, In Primary Forms	\$49,868	61 Apparel Articles And Accessories, Knit Or Crochet	\$3,220,310
841370 Centrifugal Pumps, Nesoi	\$47,989	63 Textile Art Nesoi; Needlecraft Sets; Worn Text Art	\$3,127,719
551321 Wv Fb Pol Sf <85% S F M Cot Wt<170g/m2 Dy Py Sf Pw	\$45,929	28 Inorg Chem; Prec & Rare-earth Met & Radioact Compd	\$2,464,702
902480 Machine&appliance,test Hardness,strength,etc,nesoi	\$39,690	69 Ceramic Products	\$2,444,971
920994 Pts & Accessories For Musical Inst Of Heading 9207	\$35,223	62 Apparel Articles And Accessories, Not Knit Etc.	\$2,414,764
901410 Direction Finding Compass	\$19,732	81 Base Metals Nesoi; Cermets; Articles Thereof	\$1,179,327
730429 Casing And Tubing,oil,gas Drilling, Iron Or Steel	\$17,500	40 Rubber And Articles Thereof	\$1,135,908
940180 Seats Other Than Of Metal Or Wooden Frames, Nesoi	\$16,211	89 Ships, Boats And Floating Structures	\$1,069,588
390799 Polyesters Nesoi, Unsaturated, Pr Fms	\$14,000	87 Vehicles, Except Railway Or Tramway, And Parts Etc	\$1,034,447
820740 Tools For Tapping Or Threading, Pts, Of Bs Mtl	\$9,392	96 Miscellaneous Manufactured Articles	\$1,028,909
840999 Spark-ignition Reciprocating Int Com Pistn Eng Pts	\$6,714	82 Tools, Cutlery Etc. Of Base Metal & Parts Thereof	\$1,025,428
850980 Electromech Domestic Appl Slf-cont Electr Mtr Nesoi	\$6,678	83 Miscellaneous Articles Of Base Metal	\$994,209
920510 Brass-wind Instruments	\$6,168	71 Nat Etc Pearls, Prec Etc Stones, Pr Met Etc; Coin	\$651,987
820559 Handtools Nesoi, And Parts, Of Base Metal	\$5,360	42 Leather Art; Saddlery Etc; Handbags Etc; Gut Art	\$650,431
600410 Knit/croc Fab,wd>30 Cm, Cont 5%or More Elasto Yarn	\$3,681	44 Wood And Articles Of Wood; Wood Charcoal	\$496,051
681512 Fabrics Of Carbon Fibers For Non-electrical Uses	\$3,043	64 Footwear, Gaiters Etc. And Parts Thereof	\$477,184
841311 Pumps For Dispensing Fuel Or Lubricants,garage Use	\$2,940	70 Glass And Glassware	\$395,800
902680 Inst Measure/checking Variable Of Liq/gases, Nesoi	\$2,755	65 Headgear And Parts Thereof	\$337,365
853890 Pt F Elect Appr F Elect Circt; F Elct Contrl Nesoi	\$2,564	All Others	\$2,633,654

* The United States has adopted the Harmonized System as the basis of both its export classification system and its import classification system. You may access the detailed commodity classification of Harmonized System (HS) at <https://www.census.gov/foreign-trade/schedules/b/2025/index.html>

Source: U.S. Census Bureau, USA Trade Online